ARUN DISTRICT COUNCIL
No. 49 67
RECEIVED 29/11/07



EAST ELEVATION

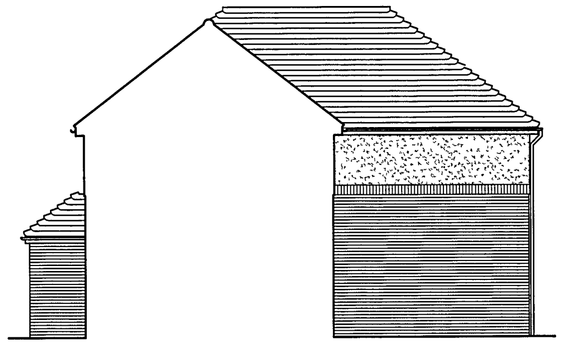

EAST ELEVATION



NORTH ELEVATION

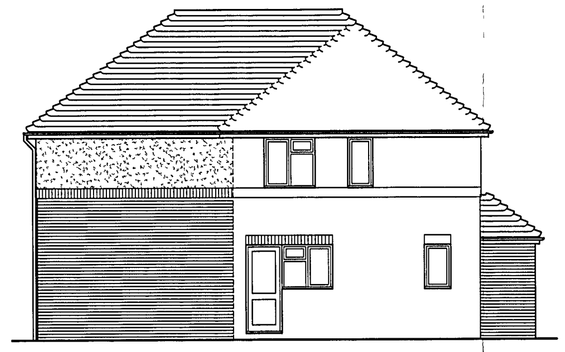

WEST ELEVATION

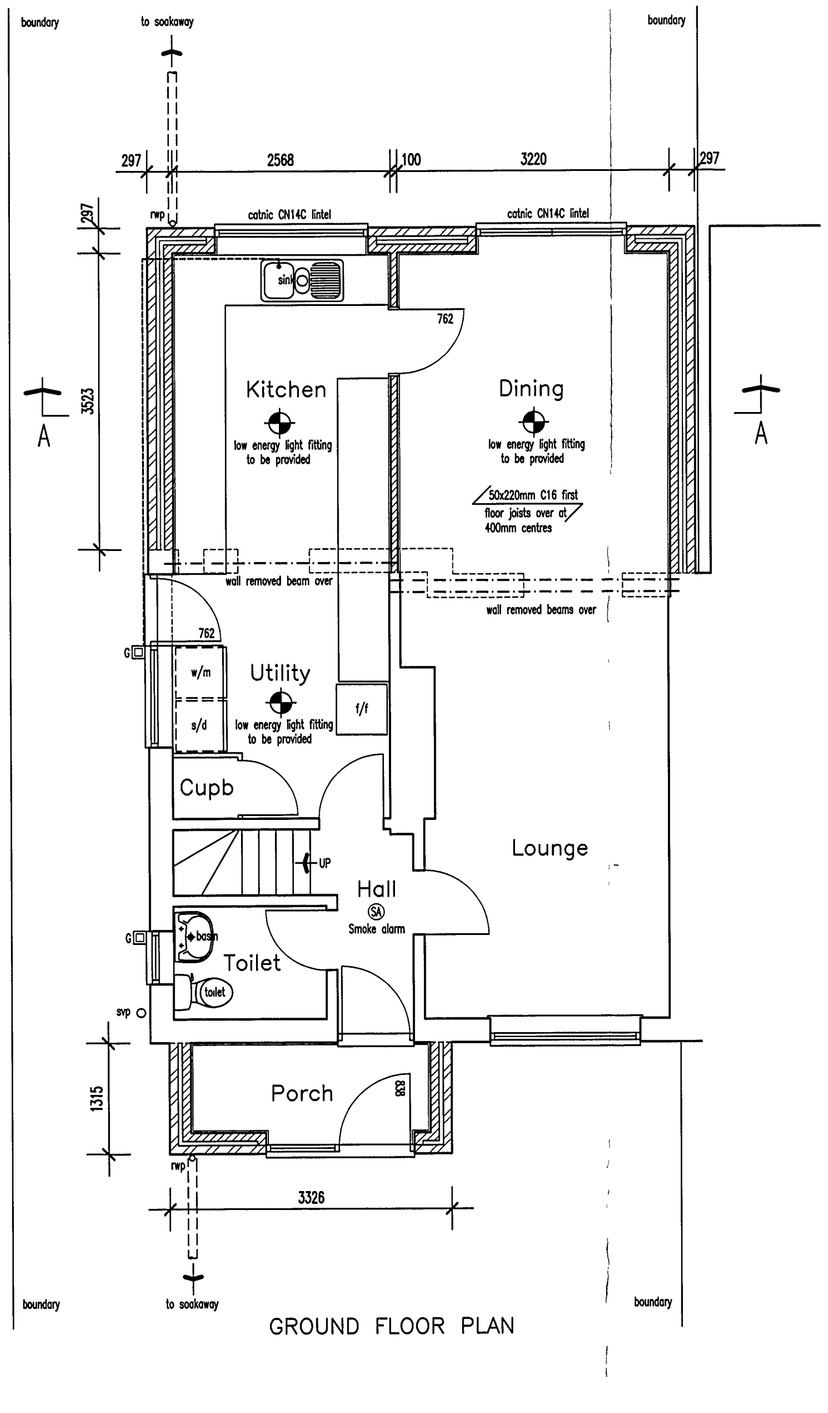


GROUND FLOOR PLAN

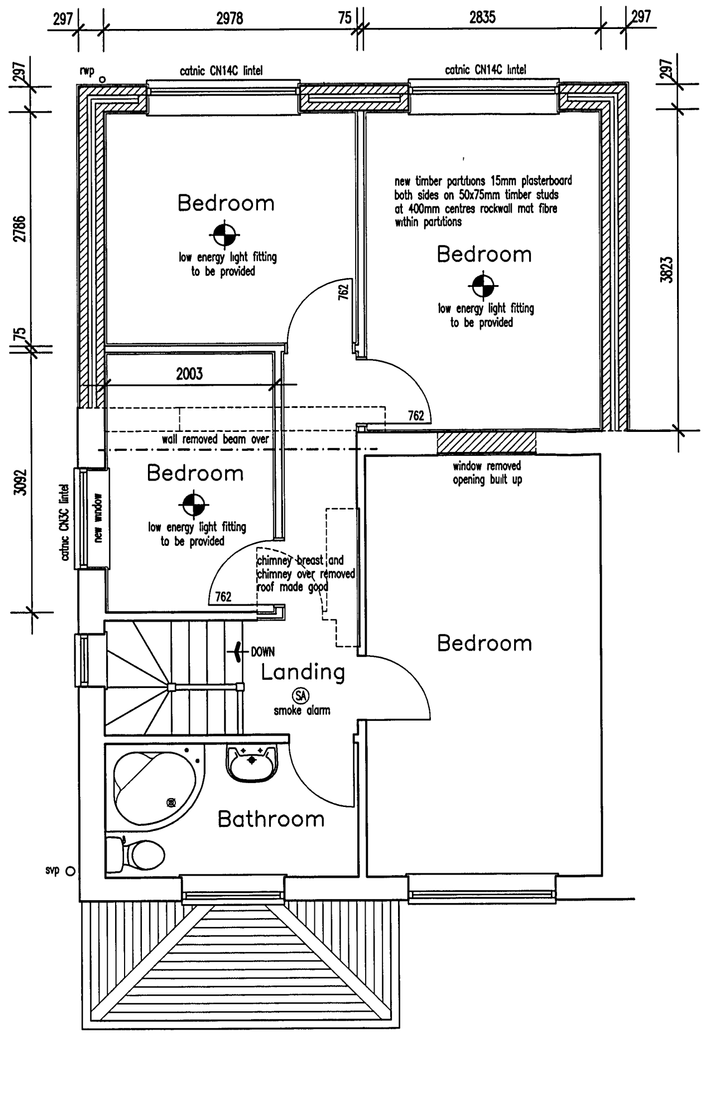


FIRST FLOOR PLAN

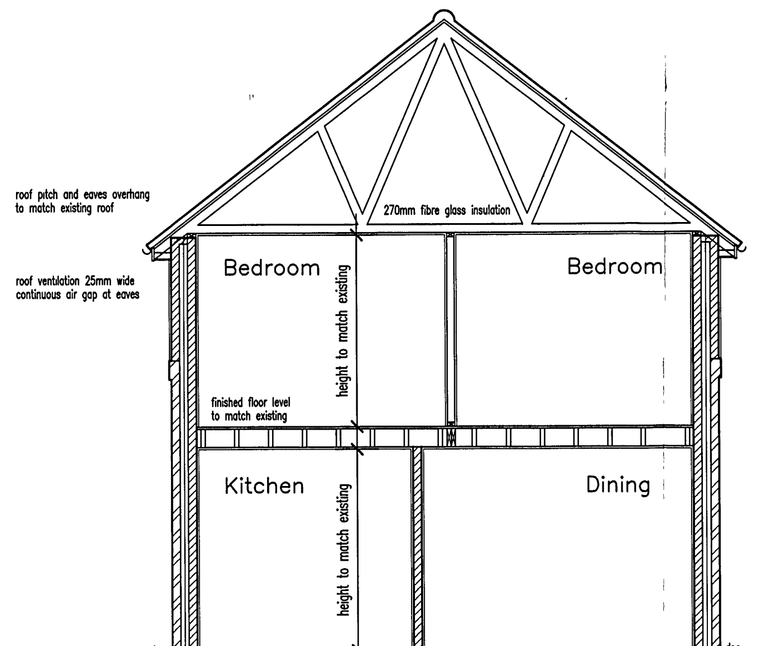


SECTION A–A

## CONSTRUCTION NOTES

ALL MATERIALS AND COMPONENTS MUST BE SUITABLE FOR THEIR INTENDED PURPOSE AND LOCATION AND MUST BE MANUFACTURED AND INSTALLED IN ACCORDANCE WITH ALL RELEVENT CURRENT BRITISH STANDARDS AND CODES OF PRACTICE, NHBC REQUIREMENTS AND MANUFACTURER'S SPECIFICATION.

REFER STRICTLY TO DETAILS SUPPLIED BY THE STRUCTURAL ENGINEER AND OTHER SPECIALIST CONSULTANTS, CHECK BEAM LENGTHS ON SITE BEFORE INSTALLATION.

THE PROPERTY OWNER IS REQUIRED TO SERVE A PARTY STRUCTURE NOTICE ON THE ADJOINING OWNER UNDER THE PARTY WALL ACT 1996, OWN MONTH BEFORE WORK IS COMMENCED.

ALL DIMENSIONS TO BE CHECKED ON SITE BEFORE WORK IS COMMENCED

Tiled roof, tiles to match existing on battens treated for rot on type 1F felt on trussed rafters at 500mm centres, plasterboard and plaster skim ceilings, 270mm thck fibre glass insulation, 5x30mm metal straps fixed to roof plates and blockwork at 2M centres, roof ventilation provide at least 25mm wide continuous gap at eaves level.

Cavity walls, 102mm facing brickwork outer skin 50mm residual cavity, 45mm celotex 100mm tarmac toplite standard block inner skin, wall ties at 750mm horizontal and 450mm vertical wall ties 225mm vertical centres at reveals together with vertical dpc 13mm thick lightweight plaster, head of cavity to be fire stopped (rockwall TCB cavity barrier) or similar

First floor, 22mm t & g flooring on 50x220mm timber joists grade C16 at 400mm centres, with timber strutting at mid-spans, fire protection 100mm rockwool RW2 on wire mesh supported on timber joists within floor void, existing plasterboard ceiling, 5x30mm metal straps fixed to joists & blockwork at 2M c/c.

Ground floor extension, 65mm sand/cement screed wire reinforced, 80mm celotex insulation board, 1200 grade polythene dpm on Tarmac concrete beam & block floor existing soil to be treated with weed killer cavity wall vents to be provided at maximum 2M centres to ventilate floor void

Windows/doors to be double glazed, U value 1.8 W/m2k, glazing to comply with toughened saftey glass to BS 6206, opening area of windows to be 1/20th of floor areas, trickle vents to be provided open area of 8000 sqmm, dining & bedroom windows to be escape windows and to have unobstructed openable area of 0.33 sq M, and at least 450mm high and 450mm wide

New plumbing to comply with BS EN 12056 sink, bath and shower waste to be 50mm dia. basin waste to be 40mm dia. wastes to be anti vac deep seal traps, waste pipes and WC to be connected to stub pipe fitted with air admittance valve or new svp, pipe taken and connected to existing foul drainage

Foundations, refer to structural engineers foundation design in relation to adjoining trees, soil conditions & existing drains foundation depth to be as agreed by local authority

New foul and surface water drains 100mm diameter plastic drains minimum falls 1 in 40 laid on & surrounded with pea shingle, surface water drain taken to soakaway not less than 5M from any building soakaway size to be 1.2M dia: 1.2M deep below invert, new ICs to be polypropylene construction

Mechanical ventilation to be provided to bathroom and en-suite, 15L/S intermittent with over runs, utility room 30L/S kitchen 30L/S adjacent to hob or 60L/S elsewhere all ducted to external air windowless rooms to be activated by light switch

All electrical work to comply with the requirements of Part P (Electrical Safety) must be designed, installed, inspected and tested by a person competent to do so, an appropriate BS7671 electrical installation certificate to be provided for the work carried out.

Metal Catnic lintels over openings to be insulated

Smoke alarms/detectors to be provided where indicated, (SA) connected to mains electric & to comply with BS5446: Part 1.

Gas boiler sited in kitchen, boiler must be room sealed type balance flue to be fitted with durable guard and ducted through external wall, installation to comply with BS5440 and BS5546. Installers certification to be provided

Existing floor ventilation if effected by the proposal to be provided with ducts under new floor and taken to air bricks in external walls

Existing foundations and lintels to be exposed to ascertain stability

Steel beams to be encased with 6mm thick Cape supalux board to provide min: half hour fire resistance

REVISION

**B·C·Building Consultants Limited**
27 DELL DRIVE ANGMERING WEST SUSSEX BN16 4HE.
Telephone/Fax:(01903)786014 Mobile:(07881)943352

PROPOSED TWO STOREY REAR EXTENSION AND SINGLE STOREY FRONT EXTENSION
12 MILL VIEW ROAD YAPTON SUSSEX
SCALE 1:50, 1:100.
DATE 08.01.2007. DRG. NO. 3069

This drawing is the copyright of B.C Building Consultants Limited. Written consent must be obtained before this drawing is copied or used for any purpose other than the one for which it was supplied. The contractor should check all dimensions on site and it is the contractors responsibility to ensure that all works are in compliance with the current requirements of the statutory regulations

ARUN DISTRICT COUNCIL Y/9007/24012007