TREE TO BE REMOVED

A CATEGORY TREE
B CATEGORY TREE
C CATEGORY TREE
U CATEGORY TREE

ROOT PROTECTION AREA (RPA) FOR RETAINED TREES

SR **INDICATIVE SERVICE ROUTE AVOIDING PROTECTION AREAS**

EXISTING SITE FEATURES

CONSTRUCTION EXCLUSION ZONE

Root protection areas (RPA) of retained trees within which all construction activity is restricted.

All trees that are being retained on site must be protected by barriers and/or ground protection before any materials or machinery are brought onto the site, and before any demolition, development or stripping of soil commences. Where all activity can be excluded from the RPA, vertical barriers must be erected to create a construction exclusion zone. Where, due to site constraints, construction activity cannot be fully or permanently excluded in this manner from all or part of a tree's RPA, appropriate ground protection can be installed.

DEFAULT POSITION FOR THE TREE PROTECTION BARRIERS.

BS5837:2012 Figure 2- barrier specification

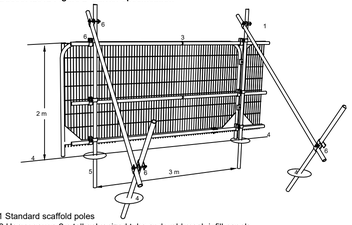

1 Standard scaffold poles
2 Heavy gauge 2m tall galvanized tube and weld mesh infill panels
3 Panels secured to uprights and cross-members with wire ties
4 Ground level
5 Uprights driven into the ground until secure (minimum depth 0.6m)
6 Standard scaffold clamps

Examples of alternative barrier designs can be found in the method statement. Should an alternative design be more viable and appropriate, it must be agreed with the project arboriculturist before its implementation.

GROUND PROTECTION
Where the set-back of the tree protection barrier would expose unmade ground to construction damage, new temporary ground protection should be installed as part of the implementation of physical tree protection measures prior to work starting on site.

Foot traffic

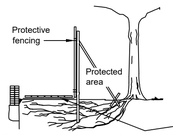

Scaffolding

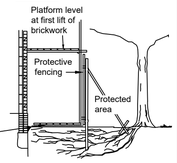

Ground undisturbed and protected by geotextile fabric , woodchip and side-butting scaffold boards

For pedestrian movements only, a single thickness of scaffold boards should be placed either on top of a driven scaffold frame, so as to form a suspended walkway, or on top of a compression-resistant layer (e.g. 100 mm depth of woodchip), laid onto a geotextile.

For pedestrian operated plant up to a gross weight of 2 t, proprietary, inter-linked ground protection boards should be placed on top of a compression-resistant layer (e.g. 150 mm depth of woodchip), laid onto a geotextile.

For wheeled or tracked construction traffic exceeding 2 t gross weight, an alternative system (e.g. pre-cast reinforced concrete slabs) should be employed to an engineering specification designed in conjunction with arboricultural advice to accommodate the likely loading to which it will be subjected.

WHY TREE PROTECTION IS NEEDED

1) **Soil compaction kills roots-** caused by plant movement and storage of materials within protected areas.
2) **Trenching severs roots-** many small roots grow within the top 600mm of soil. Even the removal of the top 200mm can cause damage.
3) **Soil pollution kills roots-** Dripping fuel storage or cement washings can contaminate the soil resulting in root death.
4) **Raising & lowering levels kills roots-** the soil used to increase levels can compact the underlying soil (see point 1). Lowering levels will remove roots causing damage to the tree.
5) **Bark and branch damage-** bark removal and branch damage can allow disease and fungi into the tree.

The impact of any of the above can take years to show- trees can have huge reserves of food and water.

The original of this drawing was produced in colour- a monochrome copy should not be relied upon.

0 5 10 15 20 25m

Rev	Date	Details	Drawn
D	04.04.2019	Layout revised	TRG
C	12.02.2019	Layout revised	MW
B	05.02.2019	Layout revised	MW
A	22.11.2018	Layout revised	MW

ACD ENVIRONMENTAL

HEAD OFFICE
Rodbourne Rail Business Centre, Grange Lane,
Malmesbury, SN16 0ES
Tel: 01666 825646

Suite 8 & 9, Courtyard House, Mill Lane, Godalming, GU7 1EY
Tel: 01483 425774

Suite 6, Crescent House, Yonge Close, Eastleigh, SO50 9SX
Tel: 02382 026300

Suite 50, Space Business Centre Gloucester,
Quedgeley, Gloucester, GL2 4AL
Tel: 01452 887260

Suite CO3B, 1010 Cambourne Business Park,
Cambourne, CB23 6DP
Tel: 01223 598598

email: mail@acdenv.co.uk
www.acdenvironmental.co.uk

Copyright of ACD. All rights described in Chapter IV of the Copyright, Designs and Patents Act 1988 have been generally asserted; 2015. Copyright of this plan remains with ACD until all fees have been paid in full.

scheme: Burdell Road
Yapton
client: Bovis Homes (Southern Counties)
drawing: Tree Protection Plan
date: November 2018
scale: 1:500@A1
dwg no: BOV22172-03D
drawn: MW checked: TRG

ARUN DISTRICT COUNCIL 19/0518/RES