

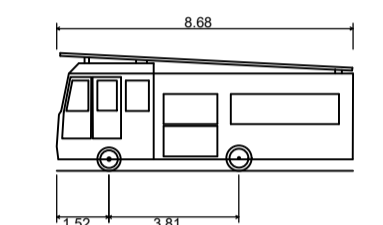


**NOTES**

1. THIS DRAWING IS TO BE READ IN CONJUNCTION WITH ALL OTHER RELATED DRAWINGS ISSUED BY THE ARCHITECT AND ENGINEER.
2. THIS DRAWING IS FOR PLANNING PURPOSES ONLY.
3. DO NOT SCALE FROM THIS DRAWING.
4. PROPOSED LAYOUT BASED UPON PLACE BY DESIGN ARCHITECT'S DRAWING NUMBER 2138-1100B RECEIVED 27.08.25

**KEY**  
 45m HOSE DRAG LENGTH  
 SITE BOUNDARY



DB32 Fire Appliance  
 Overall Length 8.680m  
 Overall Width 2.180m  
 Overall Body Height 3.452m  
 Min Body Ground Clearance 0.337m  
 Max Track Width 2.121m  
 Lock-to-lock time 6.00s  
 Curb to Curb Turning Radius 7.910m

NOT FOR CONSTRUCTION -  
 SUBJECT TO APPROVAL

D	UPDATED TO SUIT LATEST LAYOUT AND LPA COMMENTS	LG	JK	LG	28.08.25
C	UPDATED TO SUIT LATEST LAYOUT AND LPA COMMENTS	LG	JK	BAC	30.06.25
B	UPDATED TO SUIT LATEST LAYOUT AND REDROW COMMENTS	EW	LG	BAC	16.04.25
A	UPDATED TO SUIT LATEST LAYOUT	EW	LG	BAC	09.04.25
Rev	Amendments	Dm	Chk	App	Date

 **ODYSSEY**  
 Unit 1 Pucknell Farm  
 Domes Lane  
 Braintree  
 Romsey SO51 0QJ  
 Telephone: 01794 537990  
 Fax: 01296 331134  
 E: info@odysseyconsult.co.uk  
 W: www.odysseyconsult.co.uk

Job Title		
BILSHAM ROAD, YAPTON		
Drawing Title		
FIRE TENDER SWEPT PATH ANALYSIS SHEET 1		
Client		
REDROW		
Scale	Date	Designed
1:500 @A1	MAR 25	LG
Drawn	Checked	Approved
RML	LG	BAC
Job No	Drawing No	Rev
24-217	24-217-204	D