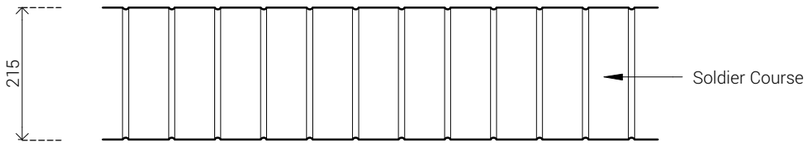

PLAN

EXISTING WALL

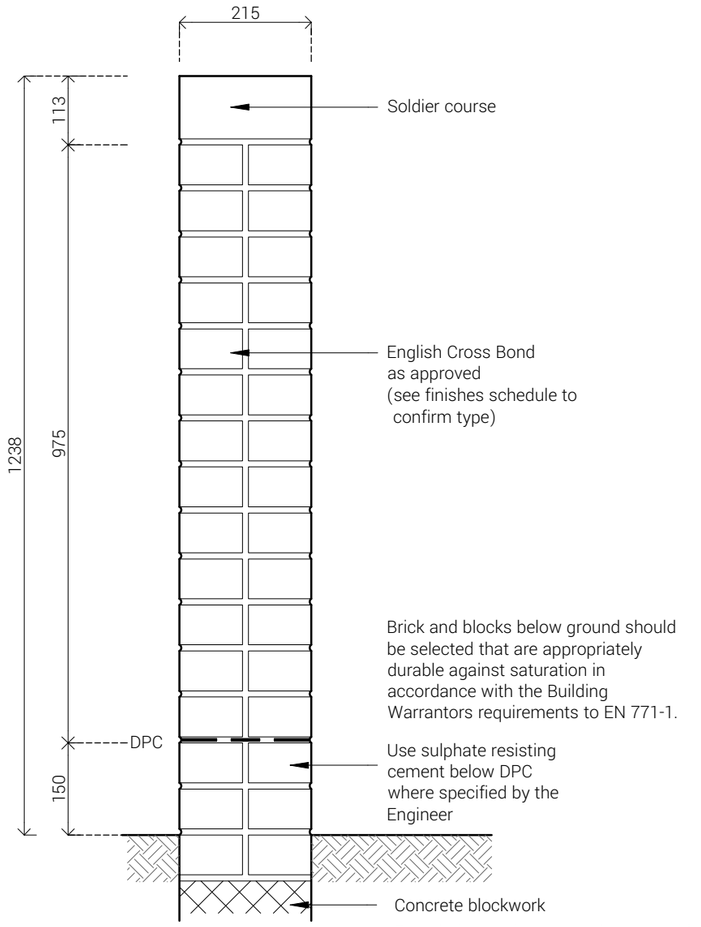

SECTION

Foundations in accordance with Structural Engineers drawings
Depth of foundations will vary according to soil conditions, refer to Engineers recommendations

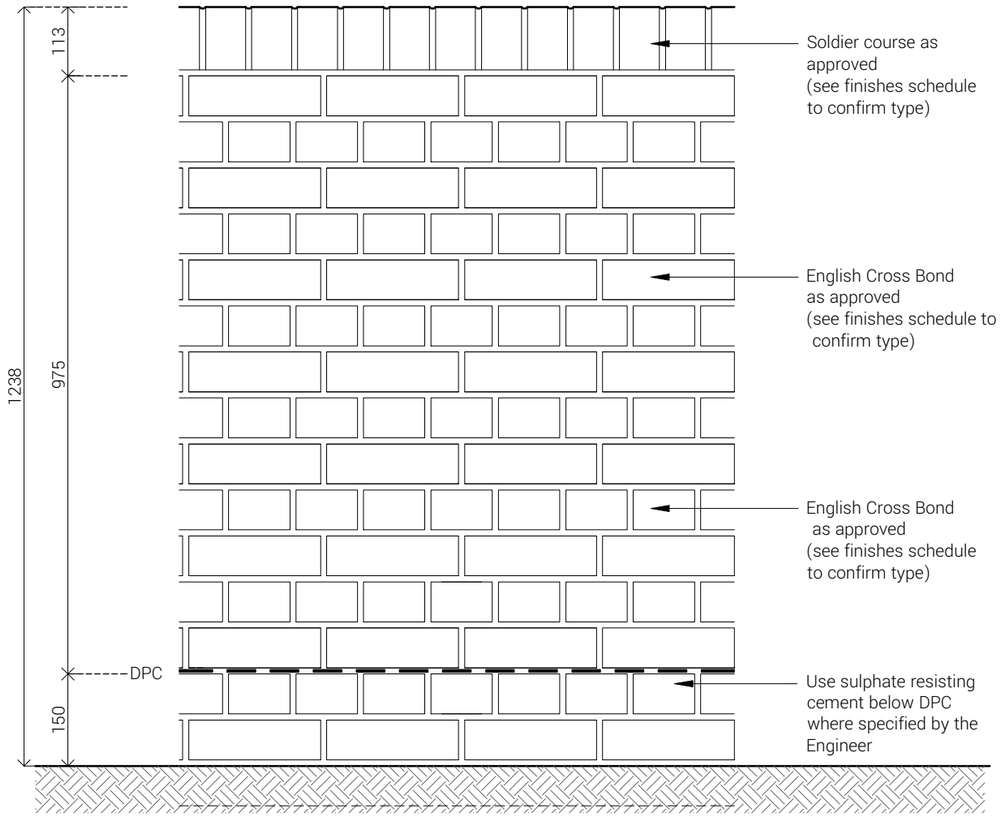

ELEVATION

Brick and blocks below ground should be selected that are appropriately durable against saturation in accordance with the Building Warrantors requirements to EN 771-1.

REV	DESCRIPTION	DRAWN	CHKD	DATE
*	**	**	**	**|**|**

LAND AT NORTH END ROAD, YAPTON

DANDARA LTD

+(44) 1962 589 030
designs@sdadesigngroup.com
Ground Floor Studio, Unit 2,
East Horton Business Park,
Knowle Lane, Fair Oak,
Hampshire, SO50 7HN

SDA DESIGN GROUP

DRAWING TITLE
DETAILS, ENGLISH CROSS BOND WALL

dandara

SCALE	SHEET SIZE	DRAWN	CHKD	DATE
1:10	A3	BM		24/09/2021

CONSTRUCTION

20-1060-500-102-1ST

WWW.SDADESIGNGROUP.COM

THIS DRAWING IS THE COPYRIGHT OF SDA DESIGN GROUP AND MAY NOT BE COPIED, ALTERED OR REPRODUCED IN ANY FORM, OR PASSED TO A THIRD PARTY WITHOUT THE WRITTEN CONSENT. DIMENSIONS SHOULD BE CHECKED AND VERIFIED ON SITE AND ANY DISCREPANCIES SHOULD BE REPORTED TO THE ARCHITECT. DO NOT SCALE FROM THIS DRAWING, EXCEPT FOR PLANNING PURPOSES. USE FIGURED DIMENSIONS ONLY. IF IN DOUBT ASK FOR CONFIRMATION.

ARUN DISTRICT COUNCIL Y/149/21/DOC