NOTES:
Dimensions to be checked on site before commencing work. any discrepancies shall be reported to Curtis Leeves Technical Ltd. immediately.
Do not scale from these drawings except for planning purposes. Use figured dimensions only.
Where applicable this drawing is to be read in conjunction with other consultants' drawings.
This drawing is the copyright of Curtis Leeves Technical Ltd. and may not be copied, altered or reproduced in any way, or passed to a third party, without written authority.

N

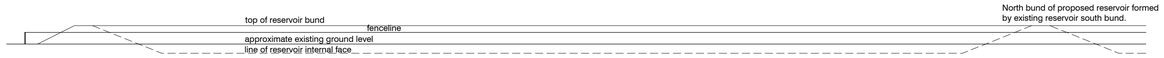


East Elevation

West Elevation

South Elevation

Typical Cross Section

Typical Long Section

Physical Scale 1:500
0 10m 20m

Elevations & Sections 1:500@A1

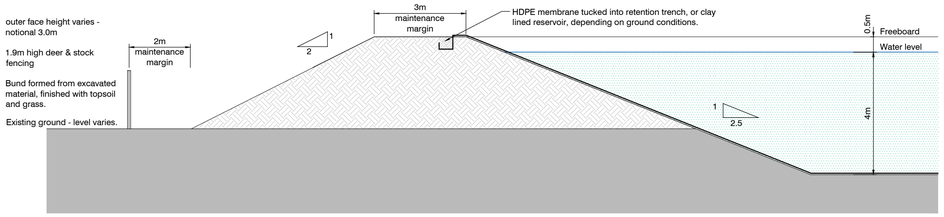


Physical Scale 1:100
0 2m 4m

Typical Reservoir Bund 1:100@A1




Physical Scale 1:100
0 2m 4m

Typical Reservoir Fence 1:100@A1

| rev | description | date |
|---|---|---|
| P01 | Issued for comment. | 18.06.21 |

status
PLANNING

CURTIS LEEVES TECHNICAL LTD
01243 378070 I mail@cltechnical.co.uk

client
David Langmead

project
Yapton Reservoir
Dog Leg South
Bilsham

title
Reservoir Elevations & Sections.
Bund and Fence Details.

| date | scale @ A1 | drawn | chkd |
|---|---|---|---|
| 18.06.21 | as shown | GBC | GBC |

| project no. | drawing no. | rev |
|---|---|---|
| 2118 | PA04 | P01 |