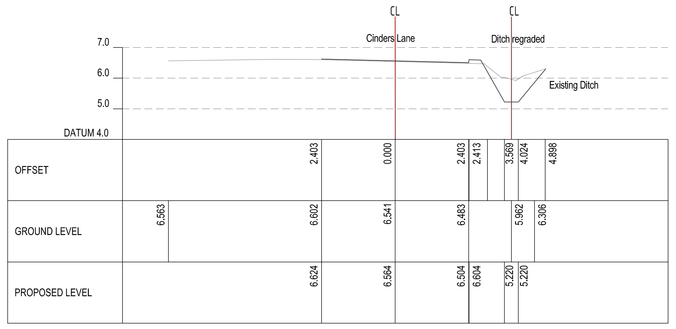
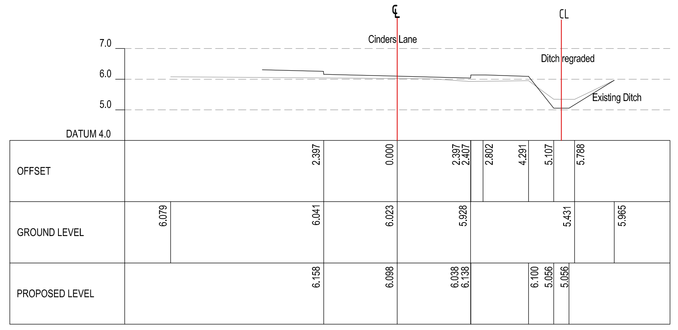


CHAINAGE	220.00	230.00	240.00	250.00	260.00	270.00	280.00	290.00	300.00	0.00	10.00	20.00	30.00	40.00	50.00	55.00	
EXISTING DITCH LEVEL	6.079	5.962	5.794	5.657	5.468	5.393	5.431	5.324	5.761		5.885	5.900	5.872	5.870	5.646	5.850	
PROPOSED DITCH LEVEL	5.221	5.220	5.166	5.139	5.111	5.084	5.056	5.029	5.001		4.974	4.946	4.919	4.891	4.864	4.850	

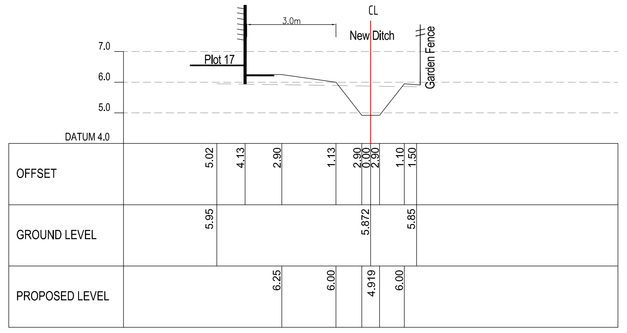
Ditch Longitudinal Section
Scale: H: 1-250 V: 1-50



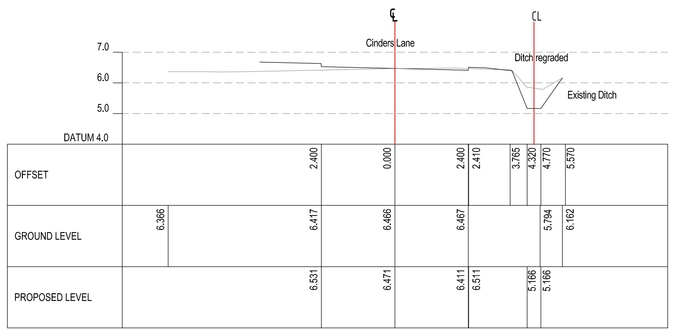
ALIGNMENT TRACK
CHAINAGE 230.000



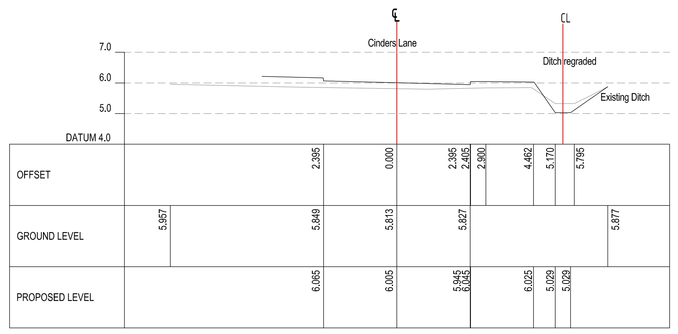
ALIGNMENT TRACK
CHAINAGE 280.000



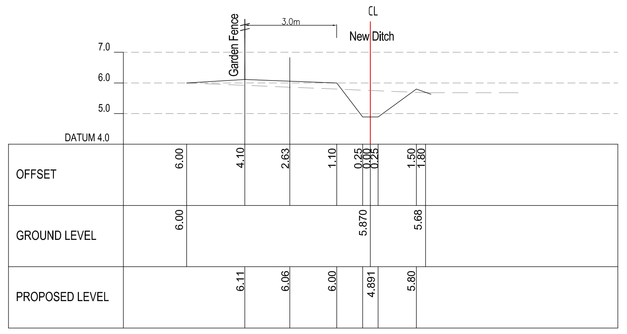
NEW DITCH: CHAINAGE 30.00



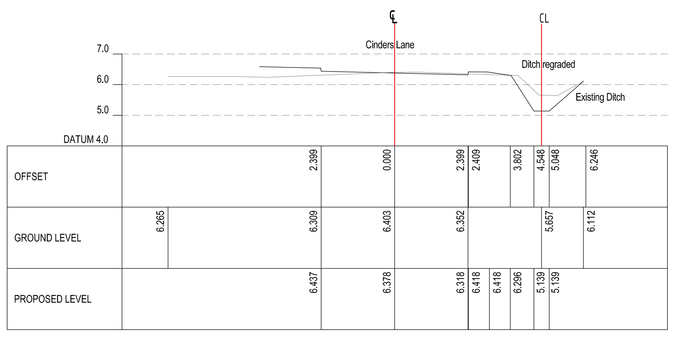
ALIGNMENT TRACK
CHAINAGE 240.000



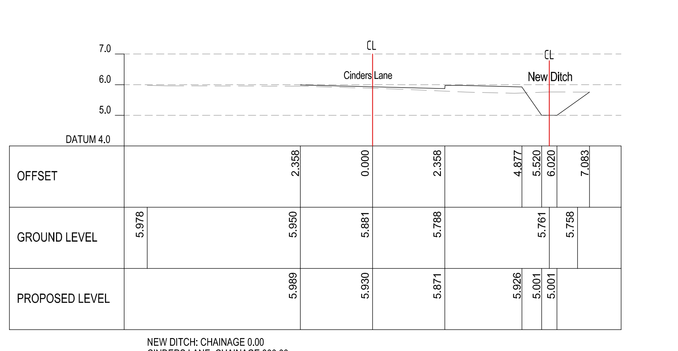
ALIGNMENT TRACK
CHAINAGE 290.000



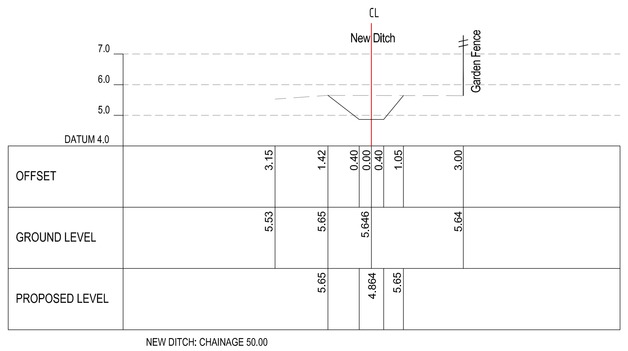
NEW DITCH: CHAINAGE 40.00



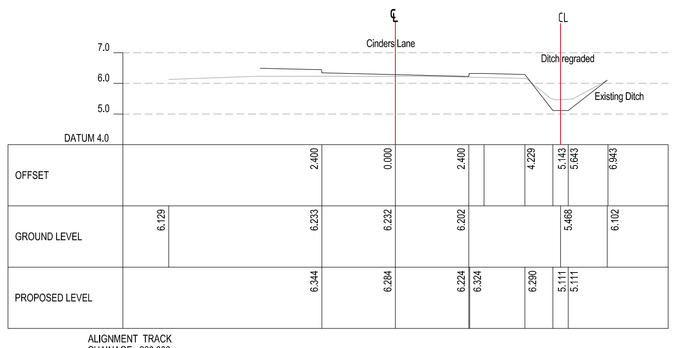
ALIGNMENT TRACK
CHAINAGE 250.000



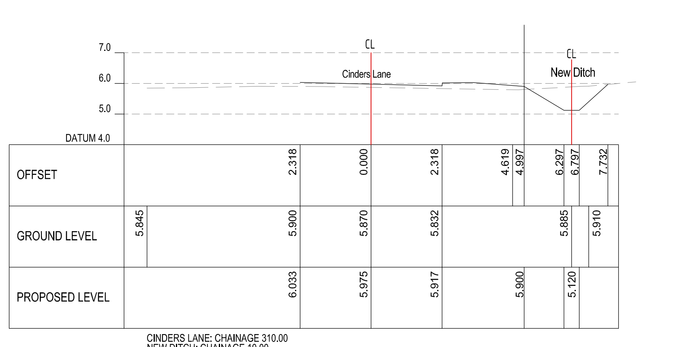
NEW DITCH: CHAINAGE 0.00
CINDERS LANE: CHAINAGE 300.00



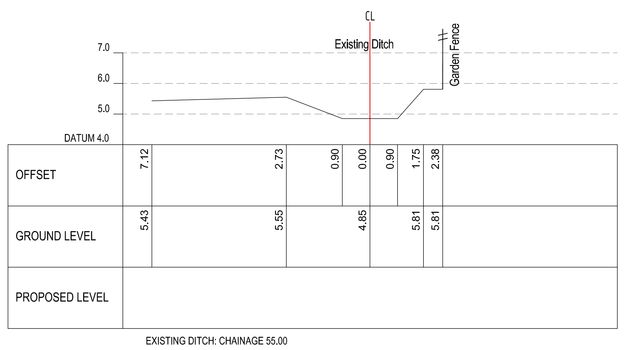
NEW DITCH: CHAINAGE 50.00



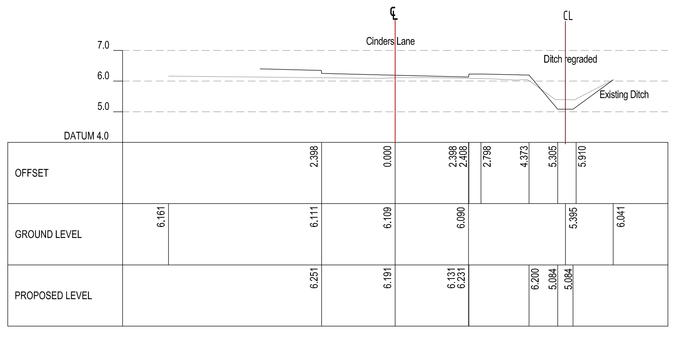
ALIGNMENT TRACK
CHAINAGE 260.000



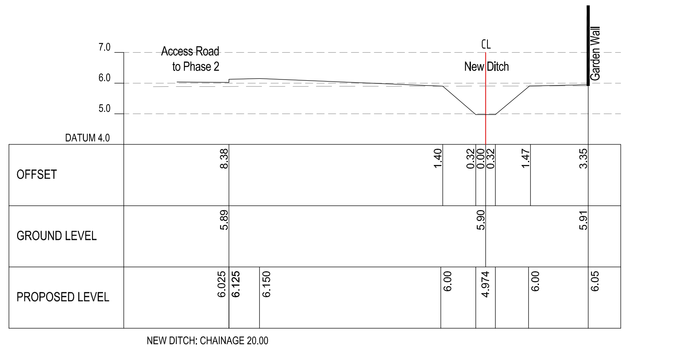
CINDERS LANE: CHAINAGE 310.00
NEW DITCH: CHAINAGE 10.00



EXISTING DITCH: CHAINAGE 55.00



ALIGNMENT TRACK
CHAINAGE 270.000



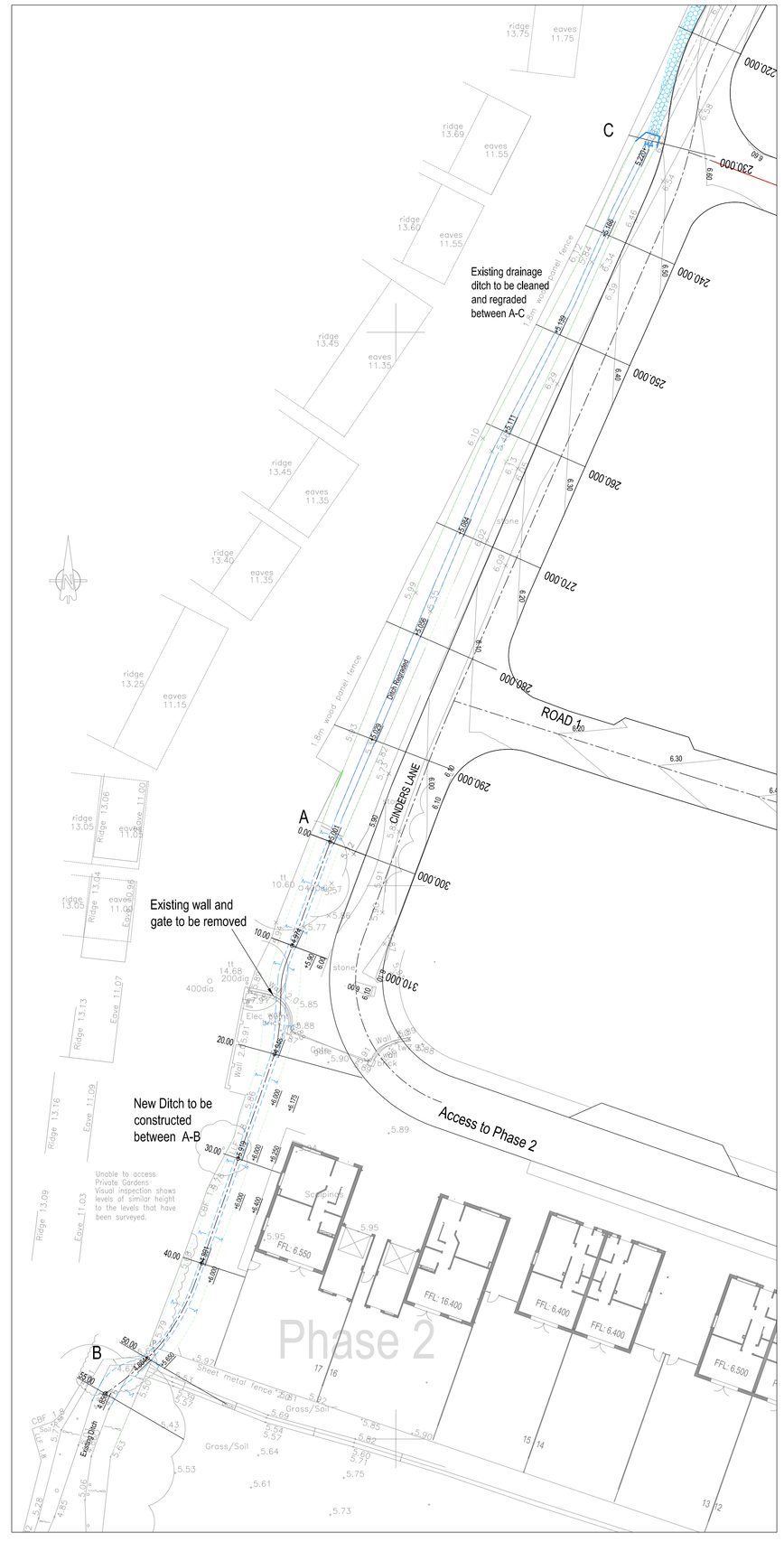
NEW DITCH: CHAINAGE 20.00

Ditch Sections - Scale: H & V 1-100

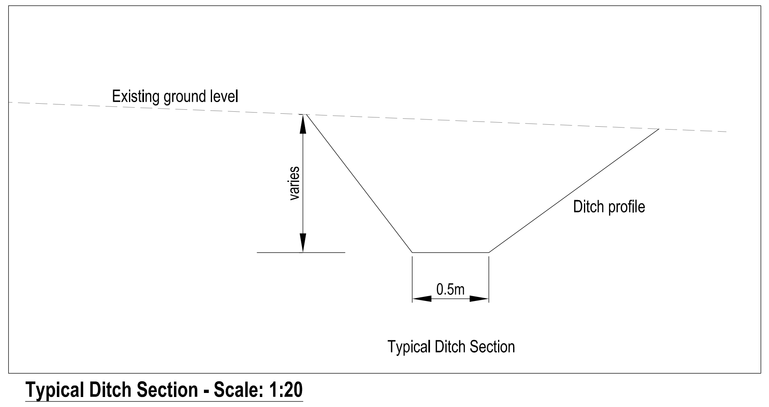
Notes:

1.All levels are to Ordnance Datum.

2. This drawing to be read in conjunction with Drg. No. KNC1826-502-01



Ditch Sections Location Plan
Scale: 1-250



Typical Ditch Section - Scale: 1:20

Rev.	Date	Details	Initials
C	28.04.20	Plot 17 side path added, gate repositioned.	KN
B	27.04.20	Issued as AU. Plot 17 garden fence repositioned, ditch extended. regrading details and typical ditch profile added	KN
A	27.03.20	Initial issue	KN

Drawing Status: CONSTRUCTION

Project: CINDERS LANE YAPTON

Client: Crayfern Homes

KAZYS NARBUTAS CONSULTING
Civil Engineering Consultant
Vine 38, Tarnacre Cross, Tarnacre Lane, Far Arnside, Kendal, Cumbria, LA5 0DP
Telephone: 01524 732955 Email: kazys.n@btconnect.com

Drawing Title: Engineering Details
New Drainage Ditch Sections

Drawn	Checked	Scales	Paper Size	Date
KN		As Shown	A0	03.20
Job No.		Drawing No.		Revision
KNC1826		503-06		C

This drawing is the copyright of Kazys Narbutas Consulting and may not be copied, altered or reproduced in any form or passed to a third party without the consent of Kazys Narbutas Consulting. Do not scale from this drawing, use figured dimensions only.
Dimensions should be checked and verified on site and any discrepancies should be reported to Kazys Narbutas Consulting as soon as possible.