A1 File Reference D2831 Working Sheets - 502-505 Play areas.dwg Plot Date 9-Jul-21

Play Equipment

Natural play features
Boulders, stepping logs and fallen logs.

Natural play features
Grass Mounding.

Furniture

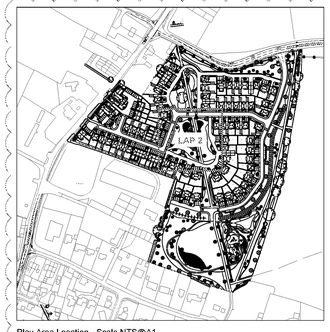
FT1

Proposed seating
Zenith Seat with recycled plastic slats, framework and posts in plastic coated finish (ZEN 6A)
As supplied by Furnitubes (Tel: 020 8378 3200) or similar approved. To be installed to Manufacturer's details.
Note: If possible, furniture to be locally sourced to reduce travel and carbon footprint.

Permeable Resin Bound for Play City
As supplied by SureSet (Tel: 0800 612 6501) or similar approved.
Road
Product: Spectrum
Colour: Traffic Black
Road Marking
Product: Spectrum
Colour: Chalk white
City Pattern
Product: Spectrum
Colour: Peach

MAINTENANCE AND INSPECTION

Play Areas Inspection: The Contractor shall allow a sum to maintain ensure that the play areas are inspected **weekly** in accordance with ROSPA Information Sheet Number 24 (see Landscape Maintenance & Management Specification). In addition, the Contractor shall allow a sum to maintain ensure that the play area is inspected **annually** in accordance with ROSPA Guidance and EN1176/7. Inspection should be done by an independent specialist. A report should be written covering site safety and condition of equipment, surfacing and ancillary safety items and compliance with EN1176 where relevant. The report should include any remedial action required with an assessment of the degree of risk.




Play Area Location - Scale NTS@A1

LEGEND


Soft Landscape

- Existing Tree / Hedgerow Planting to be retained
- Proposed Tree Planting
- Proposed Shrub Planting
- Proposed Hedge Planting
- Proposed Bulb Planting
- Proposed Native Understorey Planting
- GT1 Proposed Amenity Grass
- GT3 Proposed Meadow Grass
- GT4 Proposed Species-Rich Lawn

Note: Refer to drawings D2831 FAB 1 GL DR L 0301-309 to Detailed Planting Plans




Natural play features - Log Structure



Play City




Natural play features - Stepping Logs



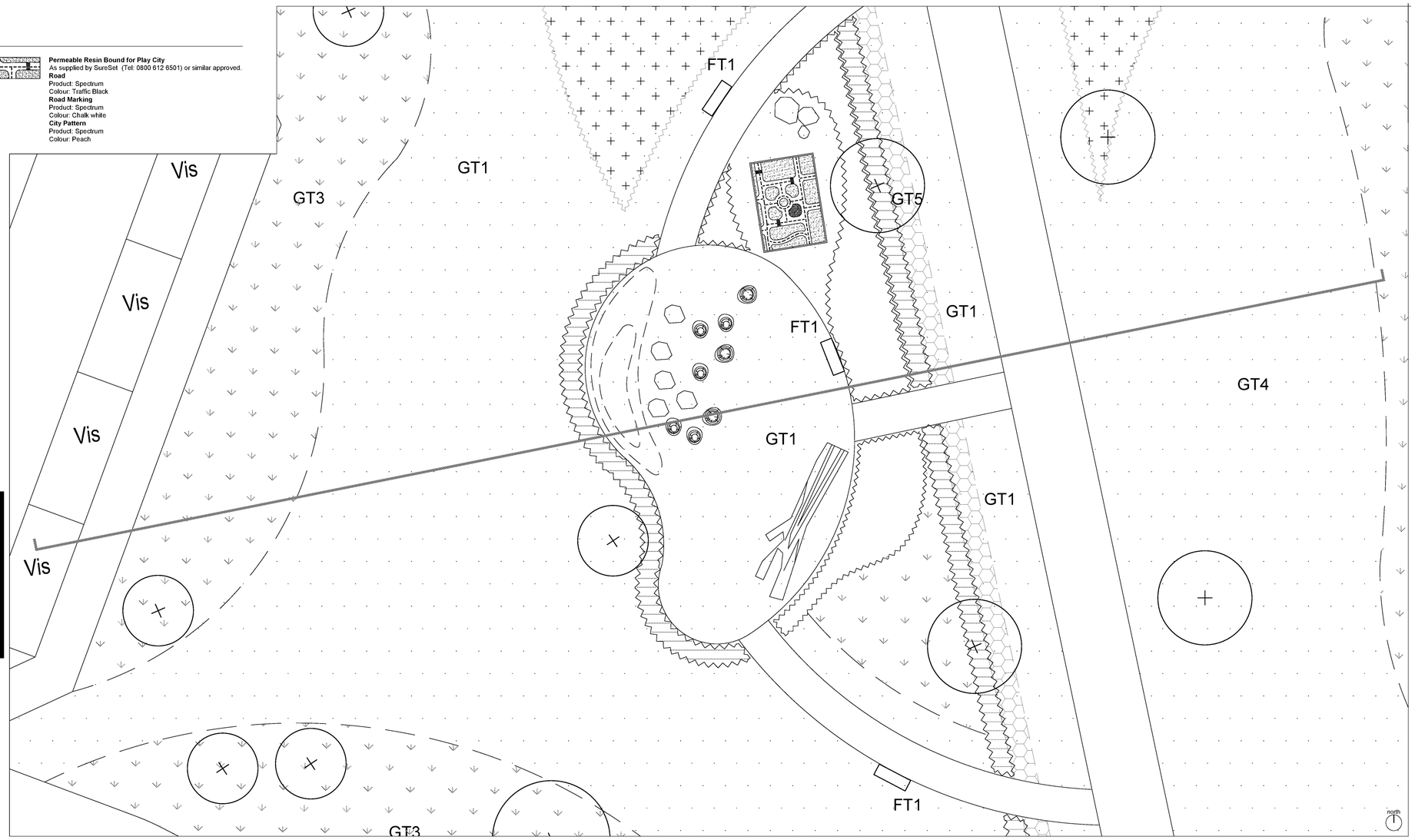
Natural play features - Boulders



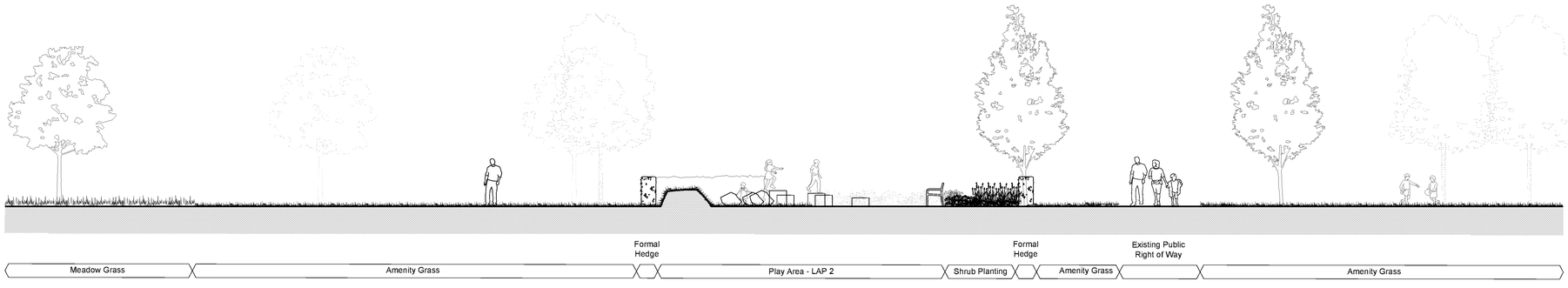
Proposed planting



Proposed native hedge



Play Area (LAP 2) - Scale 1:100@A1



Play Area (LAP 2) Section - Scale 1:100@A1

This drawing may contain: Ordnance Survey material by permission of Ordnance Survey on behalf of the Controller of Her Majesty's Stationery Office © Crown Copyright 2017. All rights reserved. Reference number xxxxxx. OS Open data © Crown copyright and database right 2017 | Aerial Photography © XXXXXX

Revision	Date	Reason	Drawn	Checked
PL10	12.07.2021	Location plan updated with latest layout	mf	kk
PL09	24.06.2021	Location plan updated with latest layout	mf	sg
PL08	23.04.2021	Soft landscape amended in line with Wild London Recommendations	mf	sg
PL07	19.02.2021	Amended in line with latest layout and amended public rights of way	mf	sg
PL06	02.10.2020	Location plan updated with latest layout. Issued for Planning	mf	sg
PL05	14.08.2020	Amended in line with engineers drawings and client instruction.	mf	sg
PL04	31.07.2020	Location plan updated with latest layout. Issued for Planning	mf	sg
PL03	18.06.2020	Location plan updated with latest layout. Issued for Planning	mf	sg
PL02	01.06.2020	Issued for Planning	mf	ws
PL01	20.02.2020	Issued for Planning	pm	sg

Disclaimer:
1. This drawing is copyright of fabrik ltd. It must not be copied or reproduced without written consent from the owner.
2. Do not scale from this drawing. Only figured dimensions are to be taken from this drawing.
3. All contractors must visit site and be responsible for taking and checking all dimensions related to the works shown on the drawing prior to fabrication or setting out.

External References:
- D2831 Ford Lane, Yapton, West Sussex\Drawings\02 Architect\210528_Revised Regularisation Application\A958_01_PLANNING LAYOUT - Standard\A958_01A_PLANNING LAYOUT - FAB Copy
- D2831 Ford Lane, Yapton, West Sussex\Drawings\01 fabrik\Working\AutoCAD\Design\D2391_xref legend
- D2831 Ford Lane, Yapton, West Sussex\Drawings\01 Client\20-08-10 Revised Layout\Ford Lane Layout18-344 Cellular Tanks

Note for Contractors
This drawing should be considered along with the risk information contained in the CDM Pre-construction Information. This information will include details of the SIGNIFICANT risks which fabrik has identified which may arise from constructing their designs shown on this drawing. A Competent Contractor should be aware of the typical risks associated with doing this work.

Note for Workers
DO NOT START YOUR WORK unless you know the Risks and Controls relating to the work on this drawing (including SAFE SEQUENCES OF WORK and EQUIPMENT).

STOP Do not issue copies of parts of this drawing without the above Note for Workers (unless you are sure that the Workers can undertake the work safely).

fabrik landscape architects
Lenten House | 18 Lenten Street | Alton | Hampshire | GU34 1HG
T : 01420 592292 | E : alton@fabrikuk.com | W : www.fabrikuk.com

Project
Ford Lane, Yapton, West Sussex

Client
Redrow Homes Limited

Drawing Title
Detailed Play Provision - LAP 2

Purpose of Issue	Drawn By	Checked By	Drawn Scale	Date of First Issue
ISSUED FOR PLANNING APPROVAL	pm	sg	As shown@A1	Feb \| 2020

Project Number	Origin	Zone	Level	File Type	Role	Number	Revision
D2831	FAB	00	XX	DR	L	0503	PL10

ARUN DISTRICT COUNCIL
DEVELOPMENT CONTROL
Received 16/07/2021