Plans & Elevations 1:100 @ A1

1 0 1 2 3 4 5 6 7 8 9m

1:100

PROPOSED COTTAGES 3 & 4

plans & elevations

Notes

1. This drawing is the copyright of MH Architects Ltd
2. Do not scale this drawing except for Local Authority planning purposes
3. All dimensions must be checked on site by the contractor prior to commencement of the works.

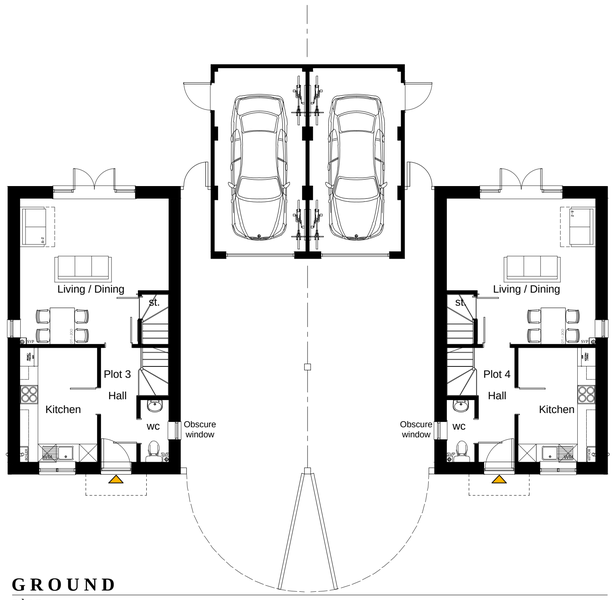

GROUND

plan

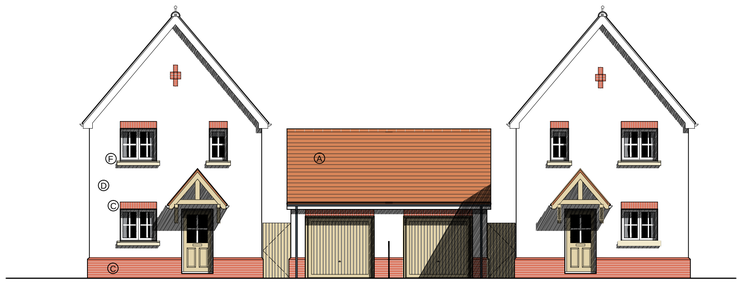

FRONT / SOUTH EAST

elevation

SIDE / NORTH EAST

elevation showing Cottage 4
(Cottage 3 elevation handed)

SCHEDULE OF EXTERNAL MATERIALS

Roof	A	Plain clay tiles
Walls	B	Multi red brick to main wall
	C	Contrast red stock brick details, to include;
		- sills
		- quoins
		- arches
		- plinth
	D	White Render
	E	Plain clay tile hanging,
		with club/diamond feature
		(where indicated)
Dressings	F	Recon stone details , including:
		- stone sill
		- kneeler
		- string course
Windows		White painted timber sash
		Casement windows

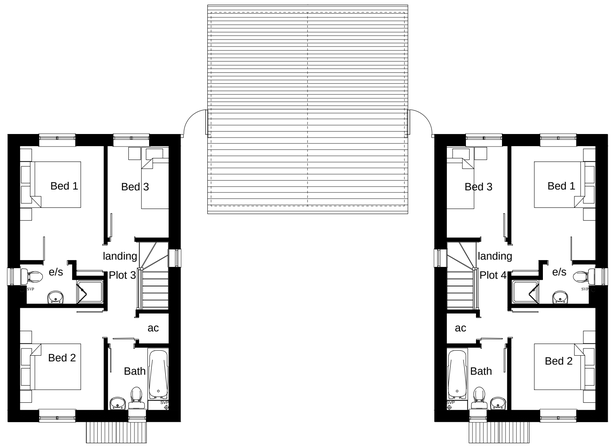

FIRST

plan

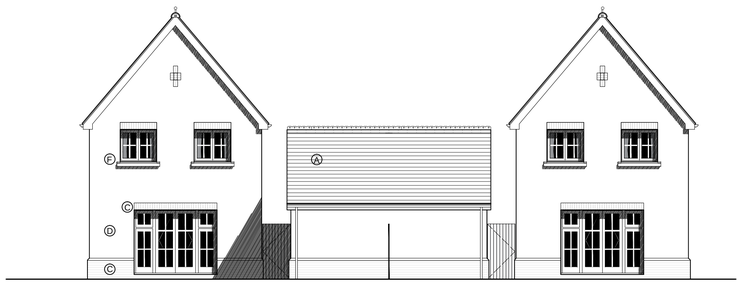

REAR / NORTH WEST

elevation

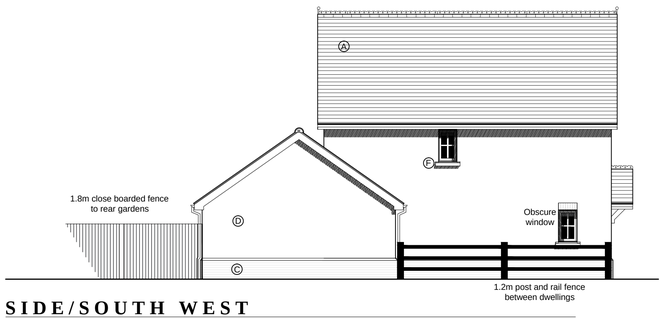

SIDE/SOUTH WEST

elevation showing Cottage 4
(Cottage 3 elevation handed)

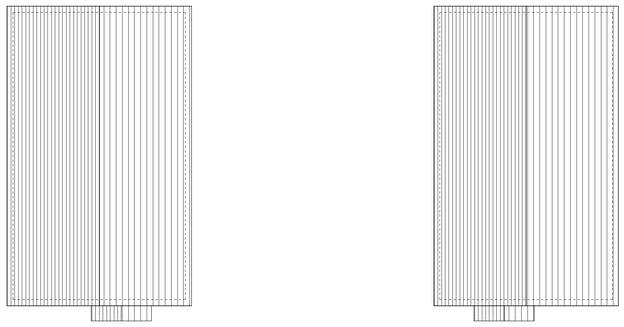

ROOF

plan

Rev.	Revision Note/Purpose of Issue	Drw By	Date	Chk By	Date

Client Approval

X	A - Approved
X	B - Approved with comments
X	C - Do not use

Client

Mr & Mrs Holden

Job title

Development at Sunny Corner,
Copese Lane, Walberton,
West Sussex, BN18 0QH

Drawing title

Plot 3 & 4
-:-
Plans & Elevations

Drawn	Date	Checked	Date	Scale at A1
KP	06.07.17			1:100

Job No.	Drawing No.	Rev.
17-025	SCR-MHA-00-XX-DR-A- 0012	P5

Purpose of Issue

PLANNING APPLICATION

Ground Floor I Bicentennial Building
Southern Gate I Chichester
West Sussex I PO19 8EZ

t. 01243 774748
e. admin@mharchitects.co.uk
www.mharchitects.co.uk

Limited Company
Registered in England No.1994233

ARUN DISTRICT COUNCIL WA/75/17/PL