NOTES

1. All dimensions in meters, unless stated otherwise,
2. Layout based on Topographical Survey and Landscape Architect's plans,
3. Drawing to be read in conjunction with all other relevant drawings

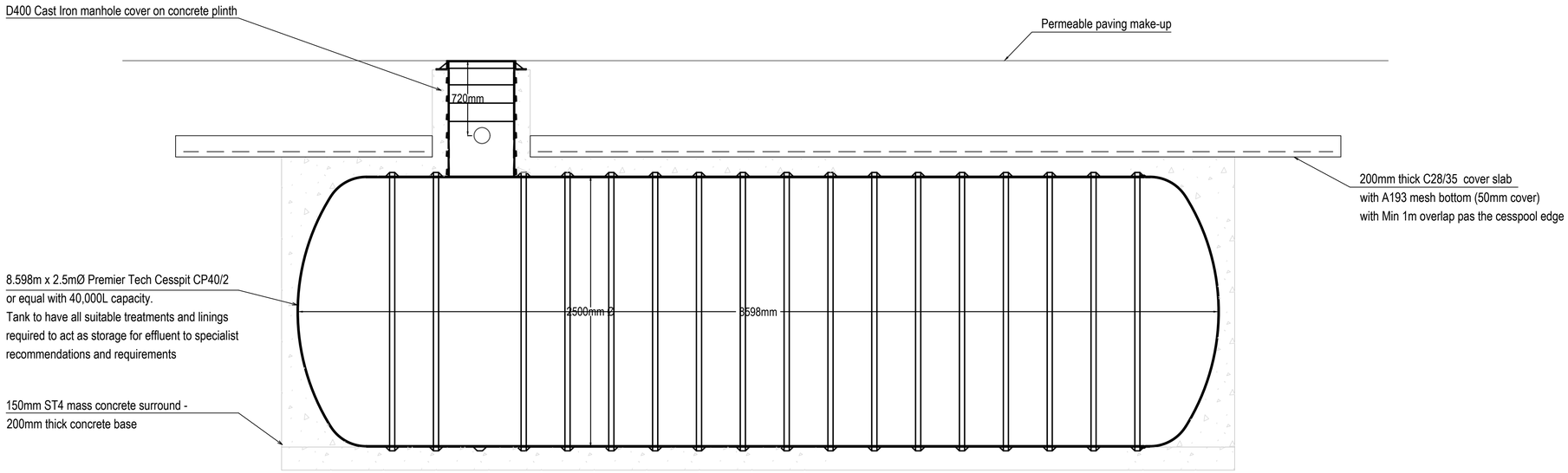

TYPICAL CESSPIT SECTION

Not to scale

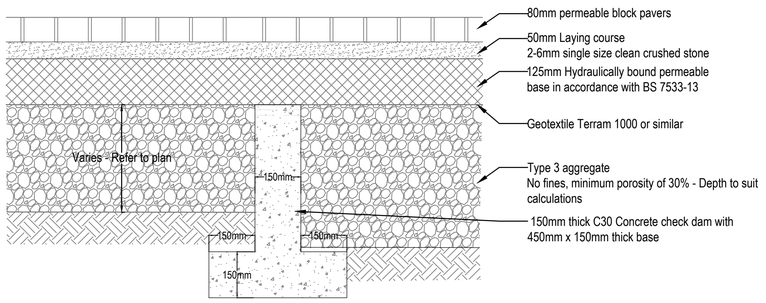

TYPICAL CHECK DAM DETAIL

1:10

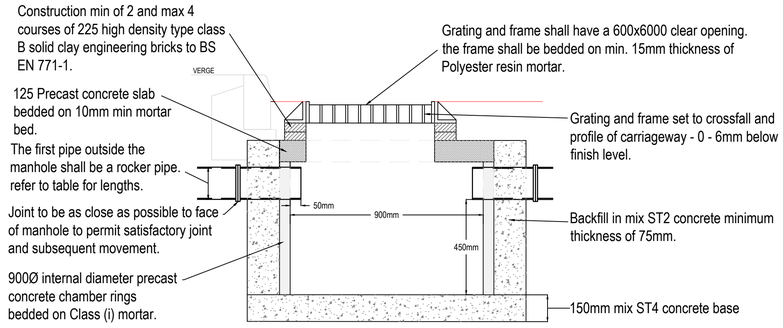

NEW ROAD MANHOLE GULLY DETAIL

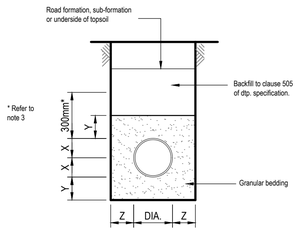

CLASS S BEDDING
GRANULAR BED AND SURROUND

(Bedding factor = 2.2)

X = Half of outside diameter of pipe
Y = Refer to pipe bedding dimension table
Z = Minimum 150mm

NOTES:

1. Bedding to be used where depth of cover to pipe is minimum:
   - 1.1. 1.2m under trafficked areas (adoptable roads),
   - 1.2. 0.9m under agricultural land, public open space, domestic driveways, parking areas and narrow streets without footways with limited access for vehicles with a gross vehicle weight in excess of 7.5 tonnes.
   - 1.3. 0.6m under soft landscaping.
2. Refer to tables for dimensions and bedding details
3. Bedding beneath and at the sides of the pipe to be well compacted
4. The first 300mm of fill above the crown of the pipe is to be lightly tamped by hand. Mechanical compaction may be used only above this level.
5. Geotextiles may be used where directed or approved by the engineer to contain bedding material in certain soils e.g. running sand
6. In very wet conditions, where directed or approved by the engineer a temporary land drain may be laid within the granular bed.

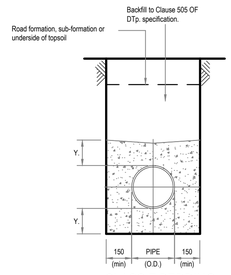

CLASS Z BEDDING
PLAIN CONCRETE BED AND SURROUND

NOTES:

1. Bedding to be used where Class S surround is not suitable.
2. Bedding beneath and at sides of the pipe to be well compacted.
3. Geotextiles may be used where directed or approved by the engineer to contain bedding material in certain soils e.g. running sand.
4. In very wet conditions, where directed or approved by the engineer a temporary land drain may be laid within the granular bed.
5. Where pipes with flexible joints are used, the concrete protection is to be interrupted over its full cross-section at intervals not exceeding 5 metres (or as directed by the engineer) by a shaped former of bitumen impregnated compressible filler. these interruptions shall coincide with pipe joints. see dimensions for pipe bedding table for thickness of compressible filler.
6. Concrete to be Class 2; sulphate resisting ST4 concrete
7. Where flexible pipes are used. care must be taken to prevent the pipes from floating.

BEDDING AND SURROUND DETAILS

C3 DRAWINGS ARE YET TO BE APPROVED BY BUILDING CONTROL / PLANNING AUTHORITY / HIGHWAY AUTHORITIES. UNTIL APPROVAL IS RECEIVED, THERE IS A RISK OF CHANGES.

C3	07.09.23	Check dam updated and road gully added	AH	KG
C2	06.07.23	Check dan detail added	AH	KG
C1	03.04.23	C1 issue	KG	KG
Rev	*Date*	*Description*	*By*	*Apvd*

PROJECT:
SPINDLEWOOD, ARUNDEL

TITLE:
SECTIONS AND DETAILS (Sheet 2 of 2)

CLIENT:
DUGAN HOMES

SCALE@A1:
AS SHOWN

PROJECT REF:
22394

DRAWING No: JUBB_XX_XX_DR_C_0205

REV: C3

Revision Referencing
P = Preliminary A = Approval T = Tender C = Construction

Bristol, Cardiff, Plymouth, Winchester
St James Court, St James Parade, Bristol BS1 3LH
jubb.uk.com
+44(0)117 922 6268