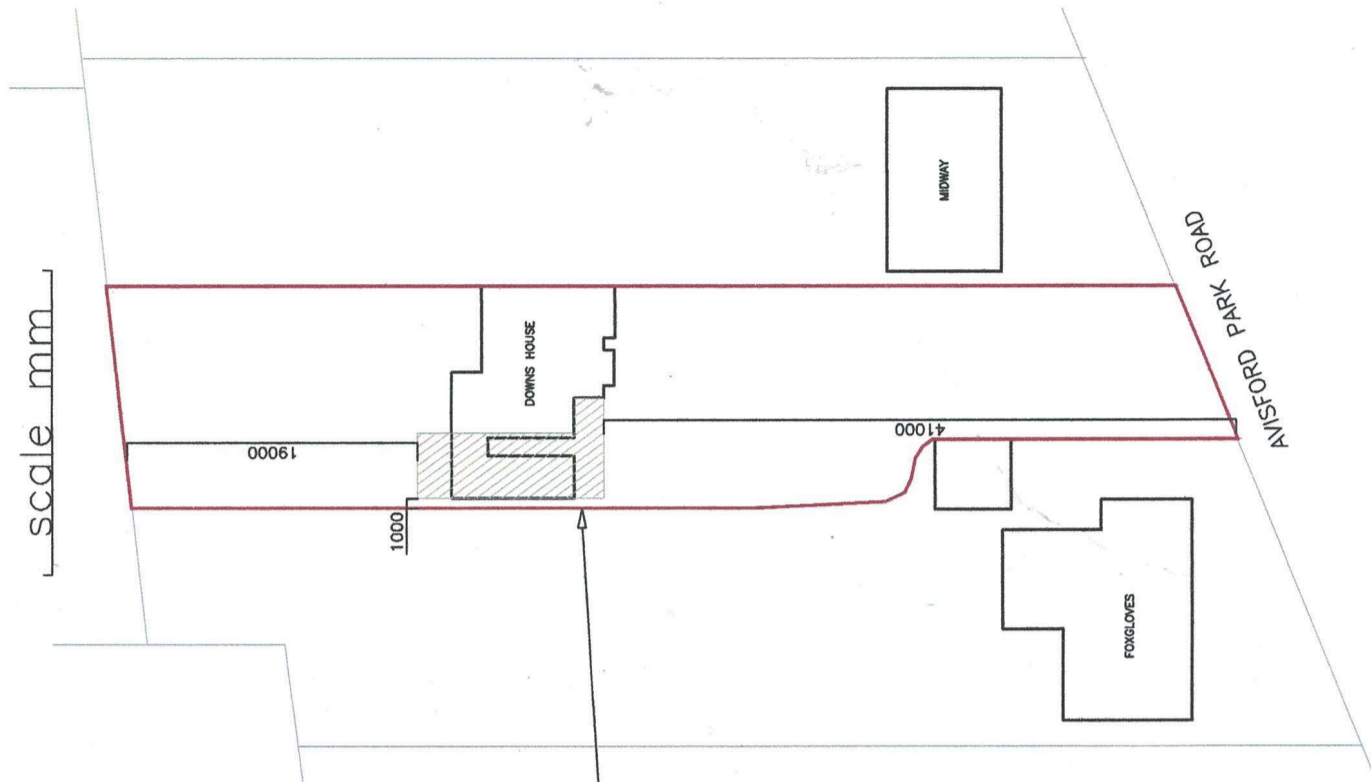

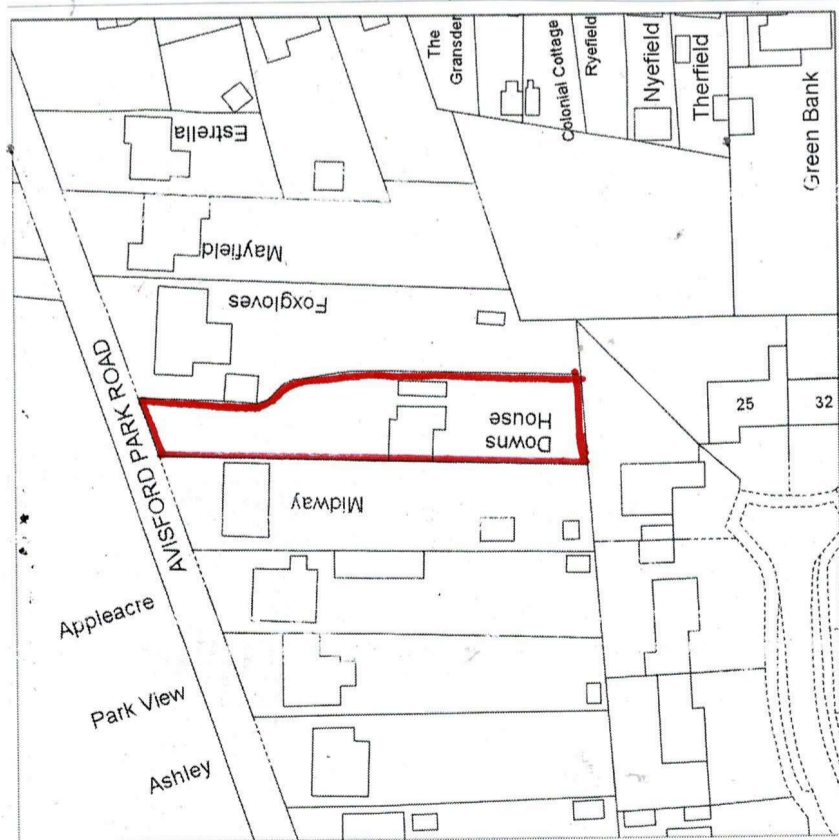


scale mm



SITE PLAN 1:500

location of proposed
single storey side & front extensions



scale mm

LOCATION PLAN 1:1250

LETTER	REVISION	DATE

This scheme is subject to town planning and all other necessary consents. All dimensions and levels to be checked on site. This drawing is to be read in conjunction with other relevant drawings and documents. Report all discrepancies to the Architect before work commences. AM Design is the trading name of AM Design Ltd © AM Design Ltd. All rights reserved.

DRAWING	LOCATION PLAN	REVISION
	SITE PLAN	
DRAWING No	326/01	SCALE
		1:1250 1:500
		DATE
		MARCH 2025
		DRAWN
		LA
		CHECKED

PROJECT	DOWNS HOUSE
	AVISFORD PARK ROAD
	WALBERTON
	BN18 0AP
PROJECT STAGE	PLANNING

Amdesign
 ARCHITECTURE DESIGN DEVELOPMENT
 Leeza Aldis-Hobbs ARB RIBA SPAB
 Mob: 07756 329400
 e-mail: leeza@amdesignltd.co.uk