



PLOT 1

GROUND FLOOR PLAN  
(1:50)




PLOT 2

GROUND FLOOR PLAN  
(1:50)



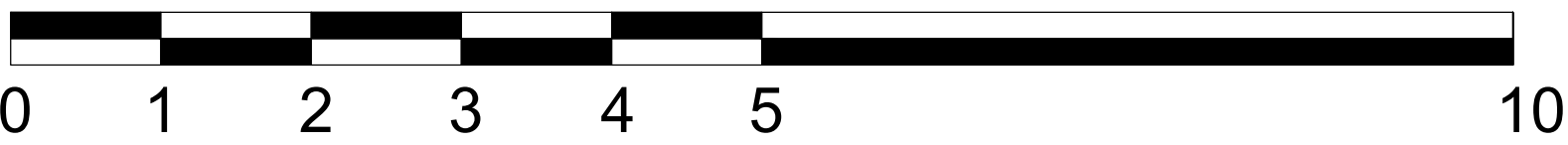
PLOT 1

ROOF PLAN  
(1:50)

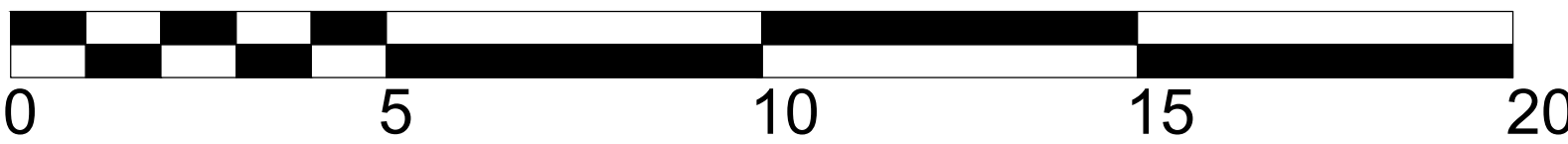


PLOT 2

ROOF PLAN  
(1:50)



SCALE BAR 1:50



SCALE BAR 1:100



EAST ELEVATION  
(1:100)

NORTH ELEVATION  
(1:100)

WEST ELEVATION  
(1:100)

SOUTH ELEVATION  
(1:100)



EAST ELEVATION  
(1:100)

NORTH ELEVATION  
(1:100)

WEST ELEVATION  
(1:100)

SOUTH ELEVATION  
(1:100)

Notes

THIS DRAWING IS THE COPYRIGHT OF VIVID DESIGN STUDIO LTD AND MUST NOT BE COPIED, ALTERED OR REPRODUCED IN ANY WAY NEITHER PASSED TO A THIRD PARTY WITHOUT THEIR WRITTEN PERMISSION.

DIMENSIONS TO BE CHECKED ON SITE BEFORE COMMENCING WORK AND ANY DISCREPANCIES SHALL BE REPORTED TO THE DESIGNER. FIGURED DIMENSIONS MUST BE TAKEN IN PREFERENCE TO SCALED DIMENSIONS.

Rev:-	Description:-	Date:-	Chkd by:-



The Barn, Calcot Mount Business Park, Calcot Lane,  
Curdridge, Southampton, Hampshire, SO32 2BN  
Tel: 01489 786670  
Email: info@vividdesignstudio.co.uk  
Website: www.vividdesignstudio.co.uk

Project:-	Proposed Residential Development Longacre The Street Walberton West Sussex		
Title:-	Proposed Floor Plans & Elevations (Car Ports)		
Client:-	Maxwell Homes Winchester Ltd		
Scale:-	1:50, 1:100 (@A1)		
Drawn By:-	PJD	Checked By:-	
Date:-	21/10/24	Date:-	
Job.No:-	220043	Drg.No:-	09