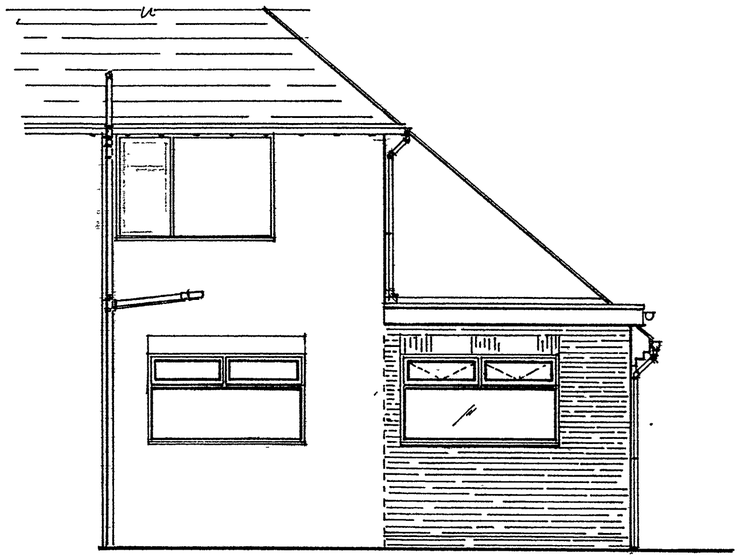

GLAZING: GLAZING WITHIN 300mm OF FINISHED LEVEL & IN DOORS AND WINDOWS ADJACENT TO DOORS TO BE SAFETY BROKEN TO B.S. 6206 CLASS B. S.T. ALL NEW DOORS AND WINDOWS EXTERNALLY TO ACHIEVE AN AREA VENTED EQUIVALENT OF 1/20 OF FLOOR AREA AND BE FITTED WITH 'PILKINGTON' K GLASS WITH A 16mm AIR GAP OR TO BE FITTED BY F.E.N.S.A.
HABITABLE ROOMS TO HAVE 1/20 FLOOR AREA FOR RAPID VENTILATION FIT 4 OFF 'TRICKLE' VENTS TO EACH WINDOW.

EAST ELEVATION

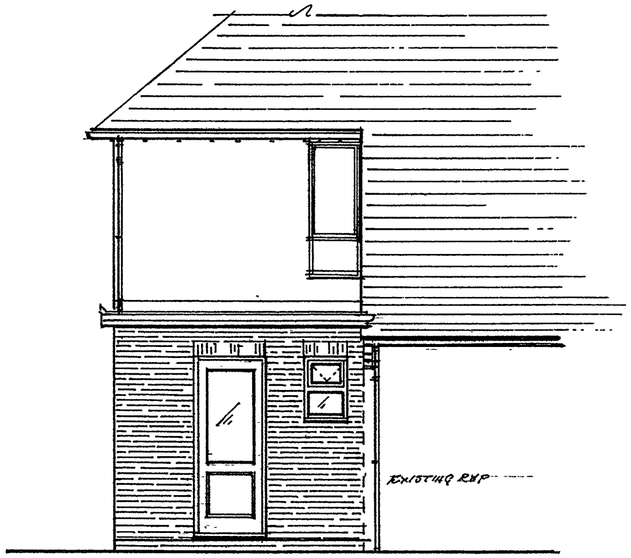

NORTH ELEVATION

ELECTRICAL: LOW ENERGY LIGHT FITTINGS SHOULD BE PROVIDED AS PRACTICAL ADDITIONAL ELECTRICAL WORKS MUST BE DESIGNED, CONSTRUCTED AND INSPECTED AND TESTED IN ACCORD WITH B.S 7671 (I.E.E. WIRING REGS) ALL TO MEET PART P OF THE BUILDING REGS. PROVIDE BEFORE COMPLETION A CERTIFICATE OF ELECTRICAL INSTALLATION SIGNED BY A PERSON COMPETENT TO DO SO.

PLUMBING: ALL TO B.S. 6056. BASIN WASTE 32mm DIA WITH 75mm DEEP SEAL TRAP. EDEN PADDING CYCLE. P.T. FLUSH SHOWER DIRECTION.
VENTILATION: FIT MECHANICAL EXTRACTION IN NEW KITCHEN TO OUTSIDE AIR CAPABLE OF 30 LITRES OF AIR PER SEC. FIT 15 LITRE FAN TO NEW W.C.

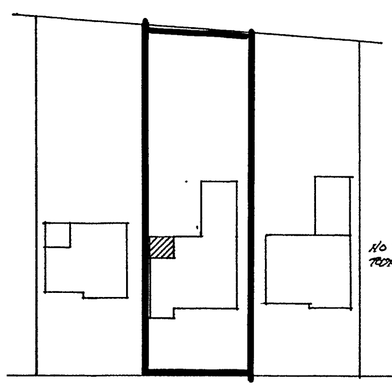

NO TREES WITH H. 3m WILL AFFECT FOUNDATION DESIGN.

BLOCK PLAN SCALE 1:500

APP. NO. R 41 07

RECEIVED 9/2/07

DRAINAGE: DISCONNECT EXISTING DRAIN RUN TO NORTH BOUNDARY PATH. FORM NEW 450mm x 600mm I.C. USING CLASS 'B' ENGINEERING BRICKS ON 150mm CONCRETE BED. LAY NEW SECTION OF DRAIN USING 100mm DIA 'OSMA' UNDERGROUND ON PEA SHINGLE BED. TRAP NEW E.I.T.C. AS SHOWN FOR BASIN WASTE. WATER DRAIN PASSES THE ROCK N. BACKDOOR RETAINING BRICKWORK WITH 2No RC LINTELS.

REMOVE EXISTING UTILITY BUILDING & W.C. INCLUDING WALL OF PORCH TO MAIN PART OF H.C. ... BRICK UP OPENING TO MAIN PART OF H.C. ... EXCAVATE NEW 225mm CONCRETE OLD FOUNDATION AND TIDY. STOP UNDER NEW FLAT ROOF ...
BUILD IN 1/2 HOUR FIRE DOOR SET FRAME WITH SELF CLOSER ...

VENTILATED DEAD AREA OF ROOF WITH MUSHROOM TYPE PROPRIETARY VENTILATORS. *

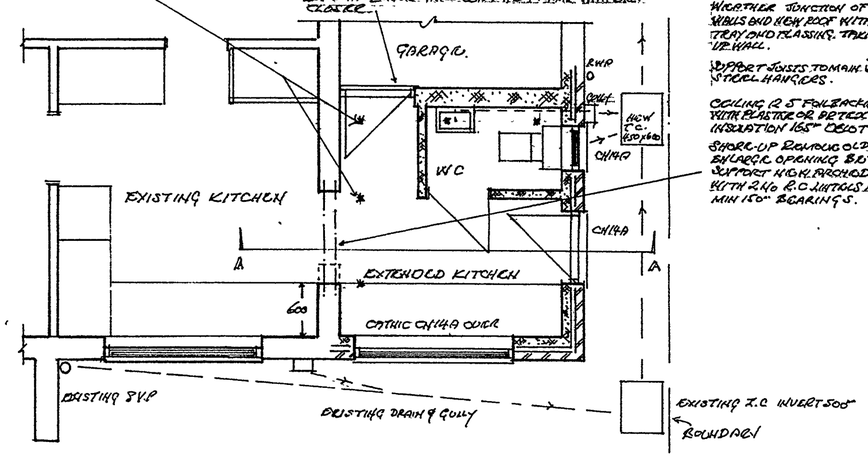

PROPOSED FLOOR PLAN

WEATHER JUNCTION OF MAIN HOUSE WALLS AND NEW ROOF WITH CODE 4 LEAD TRAY AND FLASHING. TAKE FELT MIN 150mm UP WALL.

SUPPORT JOISTS TO MAIN WALL WITH REQ'D STEEL HANGERS.

CEILING (2.5 FOILBACKED PLASTERBOARD WITH PLASTER OR BETEX FINISH. INSULATION 165mm CELOTEX.

SHORE-UP REMOVE OLD LINTELS. ENLARGE OPENING BETWEEN ROOMS. SUPPORT HIGH ARCHED OPENING WITH 2No R.C. LINTELS 150 x 150. MIN 150mm BEARINGS.

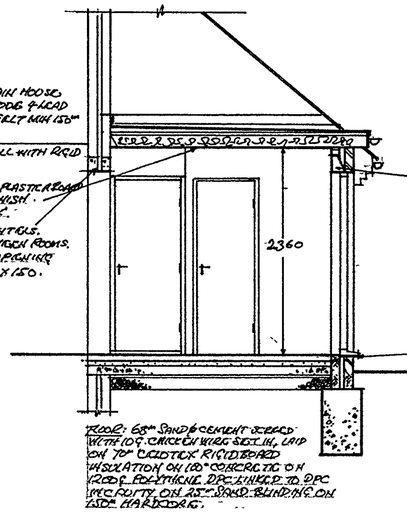

SECTION A-A

FLAT ROOF: 8mm WHITE SPAR CHIPPINGS OR SLAG OR ASBESTOS BOARD FELT TO BS 747 AND LAID IN ACCORD WITH C.P. 144 ON 19mm ROOFING GRADE PLYWOOD ON 65mm TAPERED FIRRINGS ON 50 x 50 CROSS BATTENS FOR AIR FLOW. ON 50mm x 175mm JOISTS @ 400mm CTS ON 50 x 100 PLATES. STRAP PLATES @ 2000 CTS WITH 30mm GALV. STRAPS PLASTIC FASCIA & SOFFIT WITH 25mm CONTINUOUS AIR GAP

LINTEL TO DOOR. CATNIC CH/MH OR SIMILAR. MIN 150 BEARINGS

WALLS: OUTER SKIN 100 BRICK TO BLEND OR MATCH EXISTING 90mm CAVITY WITH 50mm FULL FILL MINERAL FIBRE CAVITY INSULATION AND 100mm INSULATION BLOCK INNER SKIN. 3 STAINLESS STEEL WALL TIES SET AT 450mm VERTICAL AND 750mm HORIZONTAL AND STAGGERED, USE 'THERMABATE' CAVITY CLOSERS AT DOOR AND WINDOW REVEALS.

DPC MIN 150mm ABOVE FINISHED GROUND LEVEL.

FOOTINGS. 2 SKINS SOLID CONCRETE CLASS B BLOCKS. FILL CAVITY UP TO 150mm OF DPC WITH CONCRETE. TRENCH FILL FOUNDATIONS 450mm W x 800mm D OR AS DIRECTED BY L.A. BASE OF FOUNDATION MIN 1M BELOW FINISHED GROUND LEVEL.

FLOOR: 65mm SAND & CEMENT SCREED WITH 10% CHICKEN WIRE SECT. III, LAID ON 70mm CELOTEX RIGID BOARD INSULATION ON 150mm CONCRETE ON 1200g POLYTHENE DPC LINKED TO DPC MEMBRANE IN WALL ON 25mm SAND BLINDING ON 150 HARDCORE.

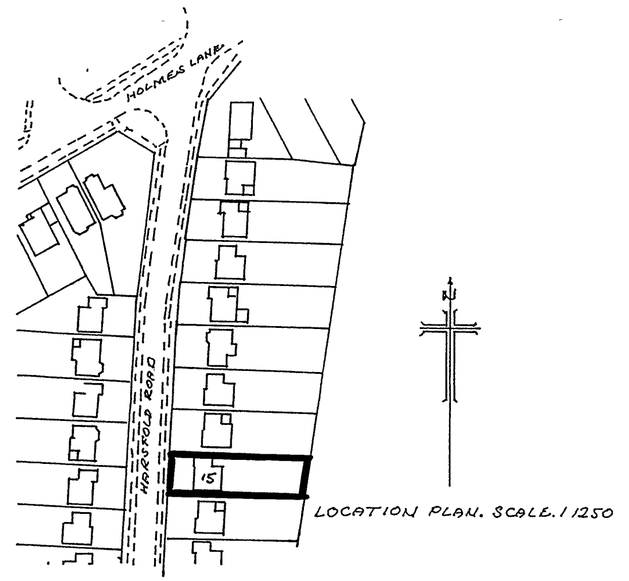

LOCATION PLAN. SCALE. 1:1250

* NOTE: THESE DRAWINGS ARE NOT TO BE SCALED EXCEPT FOR PLANNING PURPOSES. WORK TO FIGURED DIMENSIONS AND TO EXISTING WORKS. CONTRACTOR TO CHECK AND REPORT ANY DISCREPANCIES

PROPOSED EXTENSION FOR Mr Mrs BROOMFIELD. 15, HARSFOLD ROAD ROSTING TON WEST SUSSEX.
DRAWN BY K.J.MARSHALL. 16, ARUNDEL GARDEN ROSTINGTON, WEST SX.
TELEPHONE. 01903 774188. DATE FEB/07
SCALE. 1:50. DRWG No 4/5/07