APPENDIX D
SLM Traces and Data

© Environmental Assessment Services Limited

ARUN DISTRICT COUNCIL R/261/16/DOC

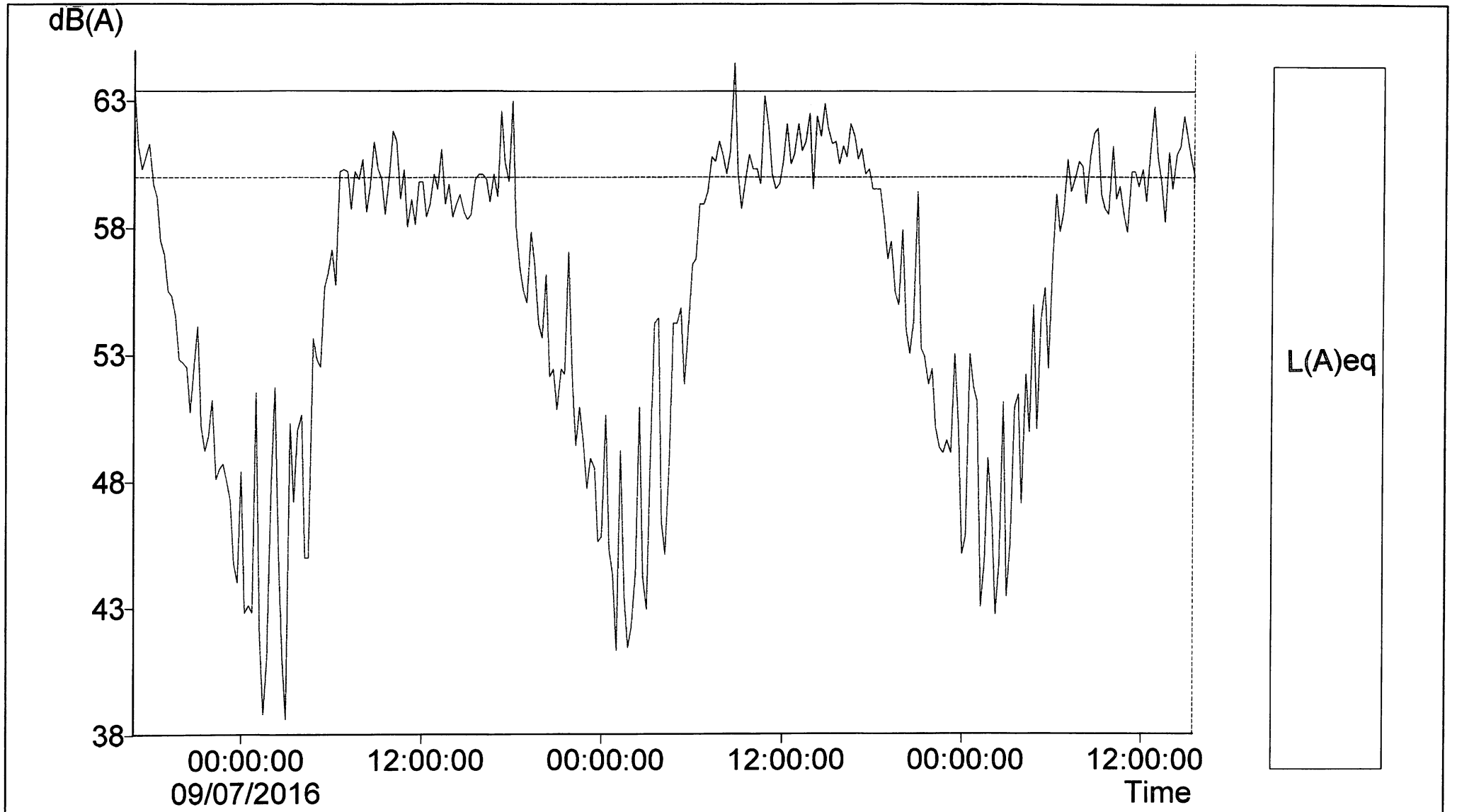

M:\DOWNSVIEW DEVELOPMENT LIMITED\LONG TERM MONITORING AT NAIRN HOUSE.DTA
Band = Broadband
Overall profile duration = 71:03:57 (284 samples)
Function order = LZeq dB
Cursor 1: Time = 09/06/2016 16:44:26, Level = 63.4 dB, Flags: -----
Cursor 2: Time = 09/09/2016 15:29:26, Level = 60.0 dB, Flags: -----

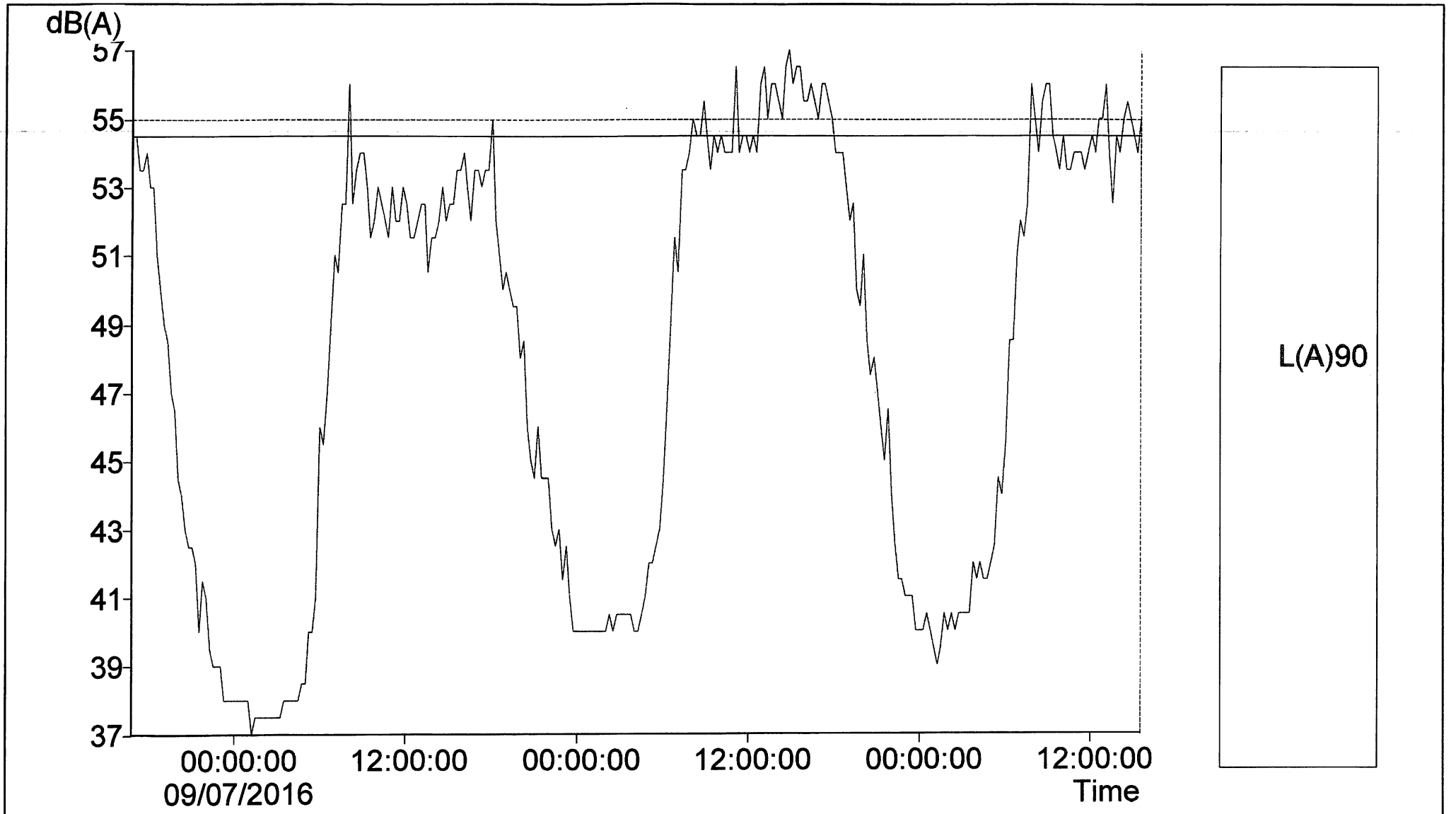

M:\DOWNSVIEW DEVELOPMENT LIMITED\LONG TERM MONITORING AT NAIRN HOUSE.DTA
Band = Broadband
Overall profile duration = 71:03:57 (284 samples)
Function order = LZF90.0 dB
Cursor 1: Time = 09/06/2016 16:44:26, Level = 54.5 dB, Flags: -----
Cursor 2: Time = 09/09/2016 15:29:26, Level = 55.0 dB, Flags: -----

ARUN DISTRICT COUNCIL R/261/16/DOC

ARUN DISTRICT COUNCIL R/261/16/DOC

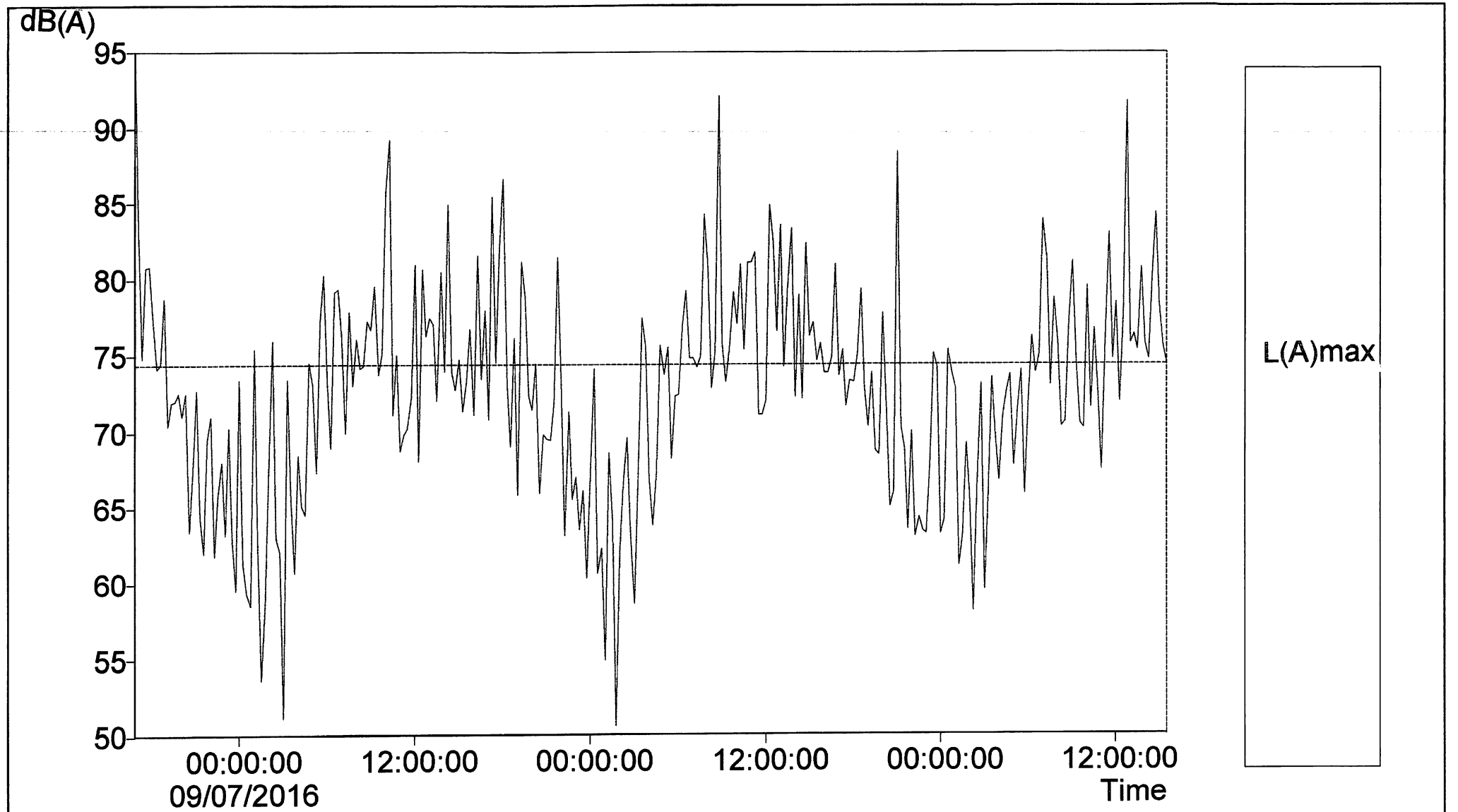

M:\DOWNSVIEW DEVELOPMENT LIMITED\LONG TERM MONITORING\AT NAIRN HOUSE.DTA
Band = Broadband
Overall profile duration = 71:03:57 (284 samples)
Function order = LZFmx dB
Cursor 1: Time = 09/06/2016 16:44:26, Level = 95.0 dB, Flags: -----
Cursor 2: Time = 09/09/2016 15:29:26, Level = 74.4 dB, Flags: -----

ARUN DISTRICT COUNCIL R/261/16/DOC

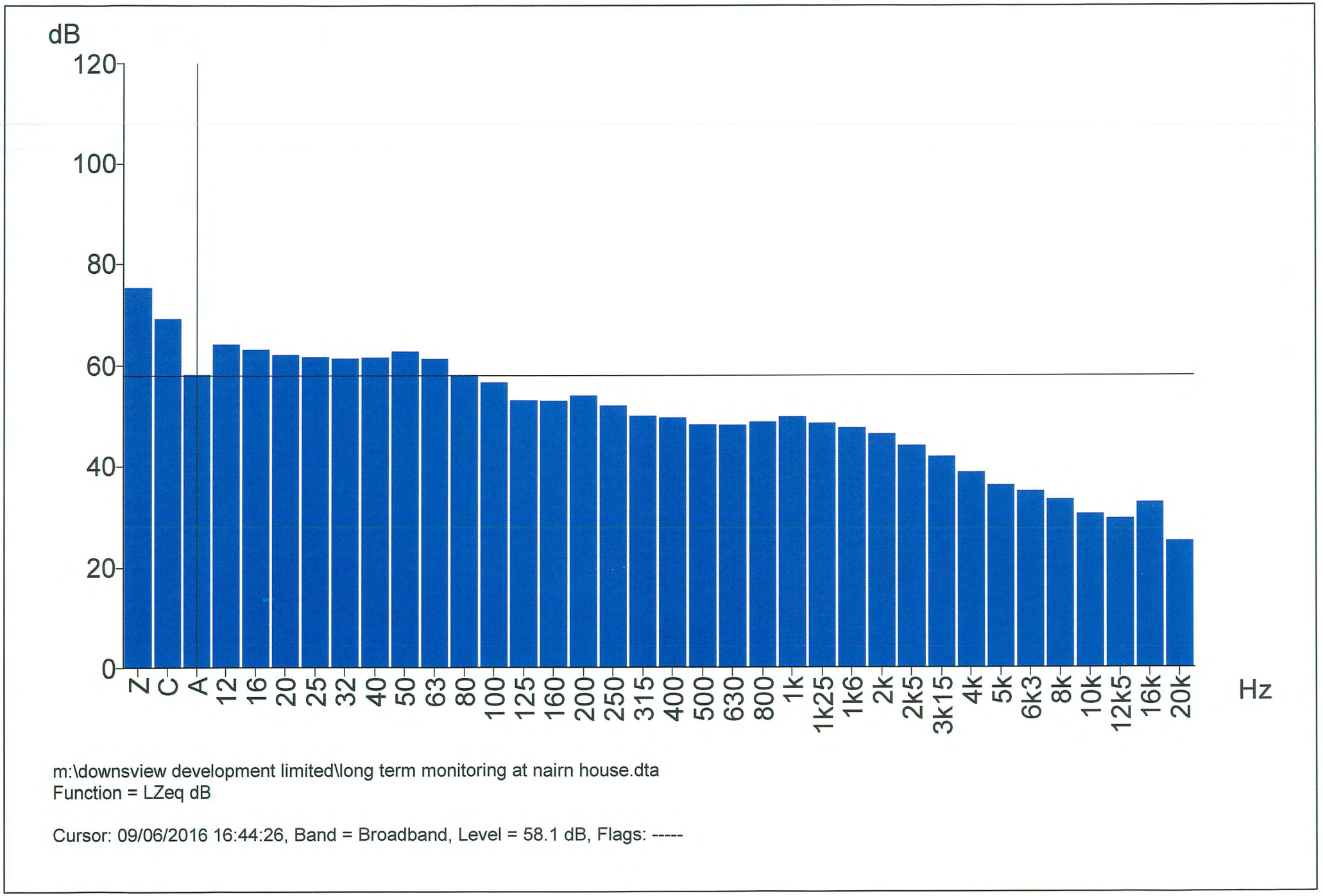

m:\downsview development limited\long term monitoring at nairn house.dta
Function = LZeq dB

Cursor: 09/06/2016 16:44:26, Band = Broadband, Level = 58.1 dB, Flags: -----

m:\downsview development limited\short term injterior monitoring at 2nd floor of nairn house.dta

- Cumulative period results -

Number of records	18
Start of run	09/09/2016 15:53:17
Duration of run	00:18:27.72
Overload occurred	No
Under-range occurred	No
Low battery occurred	No
Pause was used	No

Hz		Flags	dB	dB	dB	dB	dB	dB
Band	Fw	OBPZ	LFmx	LFmn	Leq	LF10.0	LF50.0	LF90.0
Broadband	Z	-----	83.8	45.2	57.5	58.5	53.5	50.5
Broadband	C	-----	80.7	42.4	54.2	55.5	50.5	47.0
Broadband	A	-----	68.8	30.5	41.7	43.5	38.5	34.5
12	Z	-----	69.9	24.8	49.2	51.0	43.5	37.0
16	Z	-----	69.8	24.6	47.0	48.0	41.5	35.5
20	Z	-----	69.2	23.2	43.9	45.5	39.0	33.5
25	Z	-----	74.0	29.2	48.6	49.5	44.5	39.0
32	Z	-----	73.3	26.1	45.2	45.5	40.0	35.0
40	Z	-----	75.5	26.4	46.5	47.5	40.5	35.0
50	Z	-----	64.5	24.3	42.9	44.5	38.0	33.0
63	Z	-----	76.0	29.6	49.4	50.5	42.5	37.5
80	Z	-----	72.1	27.5	45.1	46.0	39.5	34.5
100	Z	-----	62.4	23.9	38.1	39.5	34.5	31.0
125	Z	-----	65.8	22.4	38.7	39.0	32.5	28.5
160	Z	-----	69.0	24.1	39.6	39.5	34.0	29.5
200	Z	-----	70.6	24.1	40.4	39.5	34.5	30.5
250	Z	-----	64.0	23.1	36.4	37.5	33.0	29.0
315	Z	-----	60.5	19.5	32.4	33.0	28.5	24.5
400	Z	-----	63.6	17.0	32.5	31.5	26.5	22.5
500	Z	-----	60.9	17.3	31.5	32.0	26.5	22.5
630	Z	-----	60.5	17.3	30.6	32.0	26.0	22.0
800	Z	-----	60.5	19.0	32.4	35.0	28.0	24.0
1k	Z	-----	57.3	21.2	33.8	37.0	31.0	26.5
1k25	Z	-----	58.4	20.5	33.1	36.0	30.5	26.0
1k6	Z	-----	57.1	17.6	30.7	33.0	27.5	23.0
2k	Z	-----	54.4	15.9	28.2	30.0	25.0	21.0
2k5	Z	-----	51.4	12.6	24.9	26.5	21.5	17.5
3k15	Z	-----	52.9	11.4	23.3	24.0	18.5	15.0
4k	Z	-----	49.8	9.9	20.3	21.5	15.5	12.5
5k	Z	-----	48.3	10.0	17.8	18.0	13.0	11.5
6k3	Z	-----	46.0	10.9	16.3	15.0	12.0	11.5
8k	Z	-----	41.3	12.3	14.5	14.0	13.0	13.0
10k	Z	-----	39.4	13.3	14.7	14.5	14.0	14.0
12k5	Z	-----	32.6	12.3	13.2	13.0	13.0	12.5
16k	Z	-----	26.3	11.3	12.1	12.0	12.0	11.5
20k	Z	-----	23.2	11.3	11.8	12.0	12.0	11.5

ARUN DISTRICT COUNCIL R/261/16/DOC

ARUN DISTRICT COUNCIL R/261/16/DOC

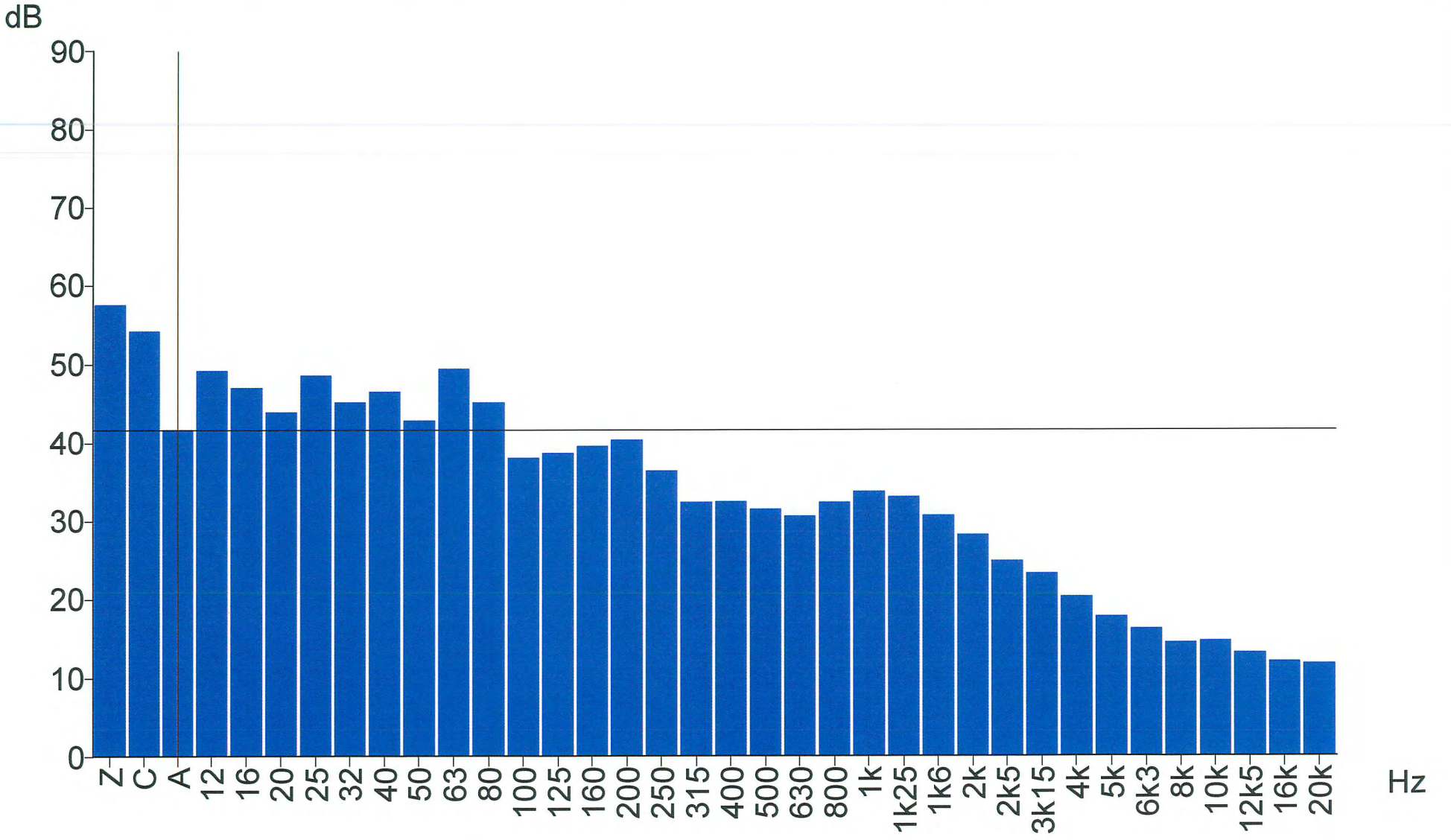

m:\downsview development limited\short term injterior monitoring at 2nd floor of nairn house.dta
Function = LZeq dB

Cursor: 09/09/2016 15:53:17, Band = Broadband, Level = 41.7 dB, Flags: -----

m:\downsview development limited\short term injterior monitoring at first floor of nairn house.dta

- Cumulative period results -

Number of records	16
Start of run	09/09/2016 16:12:40
Duration of run	00:16:35.52
Overload occurred	No
Under-range occurred	No
Low battery occurred	No
Pause was used	No

Hz		Flags	dB	dB	dB	dB	dB	dB
Band	Fw	OBPZ	LFmx	LFmn	Leq	LF10.0	LF50.0	LF90.0
Broadband	Z	-----	82.7	44.7	61.9	64.5	57.5	52.5
Broadband	C	-----	75.2	40.8	54.9	58.0	51.5	47.0
Broadband	A	-----	62.1	24.8	38.4	39.0	33.5	29.0
12	Z	-----	76.2	30.8	55.7	57.5	49.0	42.0
16	Z	-----	76.3	32.9	57.7	60.5	52.0	45.0
20	Z	-----	74.7	25.1	48.5	51.0	42.5	36.0
25	Z	-----	74.1	25.2	47.9	50.5	42.5	36.0
32	Z	-----	66.8	25.7	46.8	49.0	41.5	34.5
40	Z	-----	62.3	23.7	44.1	47.5	40.0	33.5
50	Z	-----	65.8	23.9	44.4	47.0	39.5	33.5
63	Z	-----	68.4	24.3	46.6	50.0	42.0	35.0
80	Z	-----	66.2	23.6	42.1	45.0	37.5	31.5
100	Z	-----	61.1	24.2	40.6	43.5	37.5	32.0
125	Z	-----	57.2	20.8	36.6	39.5	33.0	27.5
160	Z	-----	56.9	21.8	37.6	40.5	34.5	29.0
200	Z	-----	60.1	23.5	40.3	43.0	36.5	30.5
250	Z	-----	55.2	20.2	35.8	38.5	33.5	29.0
315	Z	-----	52.5	16.8	29.9	32.5	26.5	22.0
400	Z	-----	51.8	14.1	28.4	30.5	24.5	20.0
500	Z	-----	51.8	12.7	26.9	29.0	23.0	18.0
630	Z	-----	50.1	11.5	25.1	27.0	21.5	16.0
800	Z	-----	49.9	10.7	25.7	28.0	21.5	15.5
1k	Z	-----	51.3	10.9	25.6	27.5	20.5	15.5
1k25	Z	-----	49.8	8.7	24.4	24.0	17.5	13.0
1k6	Z	-----	52.6	7.2	25.2	21.5	14.5	11.0
2k	Z	-----	56.1	7.7	27.5	19.5	13.0	10.0
2k5	Z	-----	54.7	8.1	26.2	19.0	13.0	10.0
3k15	Z	-----	51.9	9.3	24.8	19.5	14.0	11.0
4k	Z	-----	54.3	8.9	23.9	17.5	12.5	10.5
5k	Z	-----	53.3	9.2	22.9	14.5	11.0	10.5
6k3	Z	-----	52.6	10.7	21.9	13.0	12.0	11.5
8k	Z	-----	50.4	12.2	19.7	13.5	13.0	12.5
10k	Z	-----	44.7	13.3	17.1	14.5	14.0	14.0
12k5	Z	-----	42.2	12.1	14.5	13.0	13.0	12.5
16k	Z	-----	30.3	11.3	12.4	12.0	12.0	11.5
20k	Z	-----	23.9	11.2	11.9	12.0	11.5	11.5

ARUN DISTRICT COUNCIL R/261/16/DOC

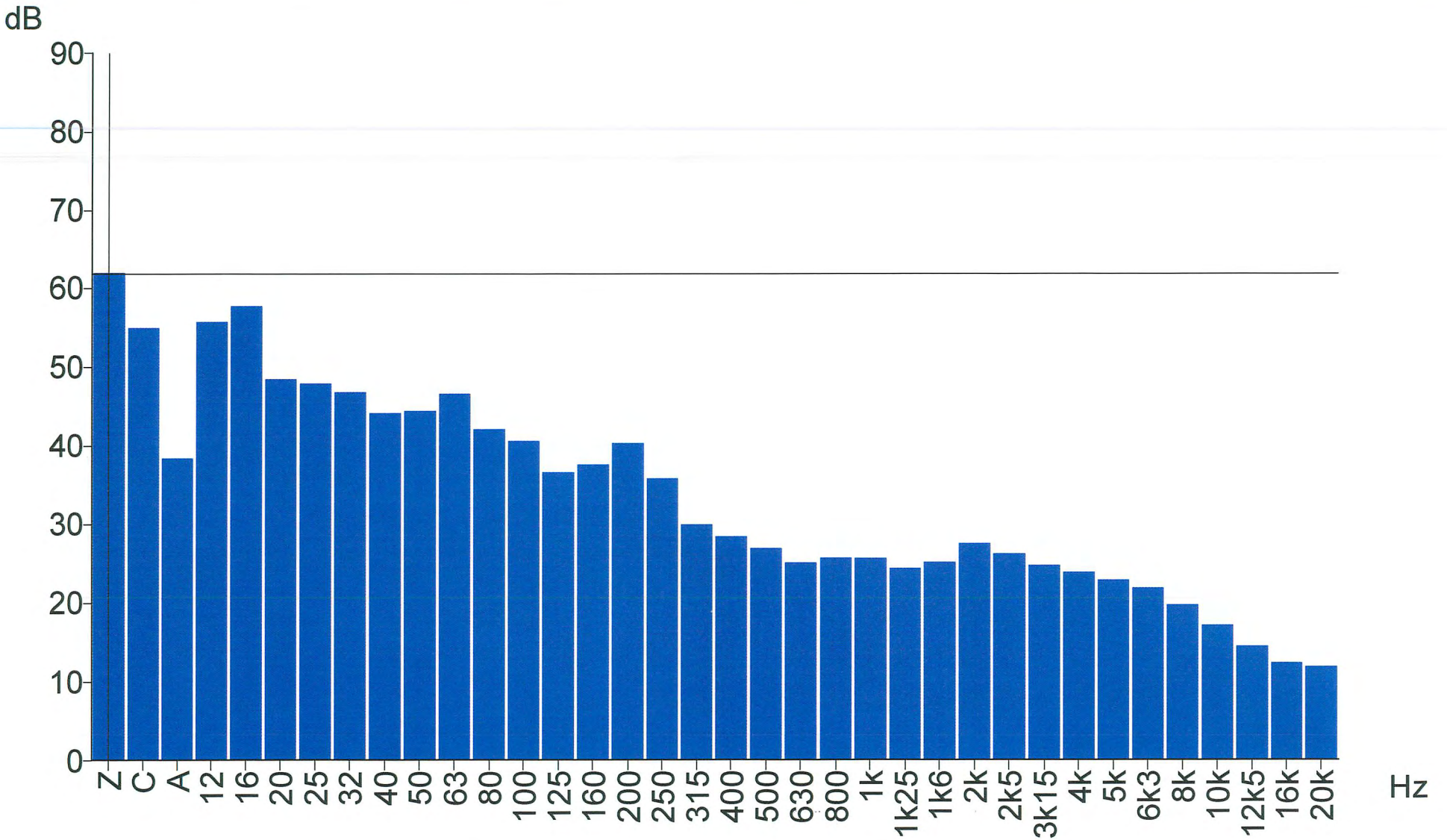

m:\downsview development limited\short term injterior monitoring at first floor of nairn house.dta
Function = LZeq dB

Cursor: 09/09/2016 16:12:40, Band = Broadband, Level = 61.9 dB, Flags: -----

m:\downsview development limited\short term exterior monitoring east side of nairn house.dta

- Cumulative period results -

Number of records	5
Start of run	09/09/2016 16:30:32
Duration of run	00:05:05.36
Overload occurred	No
Under-range occurred	No
Low battery occurred	No
Pause was used	No

Hz		Flags	dB	dB	dB	dB	dB	dB
Band	Fw	OBPZ	LFmx	LFmn	Leq	LF10.0	LF50.0	LF90.0
Broadband	Z	-----	98.6	56.9	78.3	81.0	72.0	64.0
Broadband	C	-----	92.7	54.8	73.2	76.0	68.5	61.5
Broadband	A	-----	71.1	44.1	58.0	62.0	54.5	49.5
12	Z	-----	86.2	30.9	67.9	70.5	53.5	43.5
16	Z	-----	89.0	29.8	68.2	70.5	54.0	44.5
20	Z	-----	84.7	37.0	66.6	70.0	55.0	46.0
25	Z	-----	86.0	38.4	67.2	70.5	59.5	50.5
32	Z	-----	84.6	38.8	66.1	69.0	60.0	52.0
40	Z	-----	82.4	40.1	66.5	70.0	60.5	52.5
50	Z	-----	86.3	44.0	66.3	69.0	60.0	52.5
63	Z	-----	85.9	40.1	65.4	68.5	58.5	51.0
80	Z	-----	84.0	39.6	62.3	65.5	56.0	47.5
100	Z	-----	82.0	39.1	60.6	63.5	54.0	47.0
125	Z	-----	76.7	36.8	58.3	61.5	52.5	45.5
160	Z	-----	75.9	36.1	56.6	59.5	51.5	44.0
200	Z	-----	73.7	36.2	55.0	58.5	50.0	42.5
250	Z	-----	70.5	34.0	54.3	58.0	49.5	42.5
315	Z	-----	68.2	32.0	52.0	56.0	47.0	40.5
400	Z	-----	66.3	33.6	49.2	53.0	45.0	39.5
500	Z	-----	65.0	33.9	49.3	53.0	44.5	39.5
630	Z	-----	63.3	35.0	48.8	52.5	44.5	39.5
800	Z	-----	63.7	34.2	49.3	53.0	44.5	40.0
1k	Z	-----	65.7	35.5	50.0	53.5	45.5	40.5
1k25	Z	-----	62.4	34.7	48.0	52.0	43.5	39.0
1k6	Z	-----	56.9	33.0	44.8	48.5	41.5	37.0
2k	Z	-----	57.4	30.9	42.8	46.5	39.5	35.0
2k5	Z	-----	53.5	27.2	40.5	44.0	36.5	31.5
3k15	Z	-----	53.8	23.7	37.5	41.5	33.5	28.5
4k	Z	-----	53.0	21.3	35.3	39.0	31.0	25.5
5k	Z	-----	51.7	17.9	32.8	36.5	28.0	22.5
6k3	Z	-----	53.7	15.9	30.2	33.0	25.0	20.0
8k	Z	-----	53.2	14.7	28.1	30.5	22.5	17.5
10k	Z	-----	51.9	14.4	26.4	28.0	20.5	16.5
12k5	Z	-----	50.5	12.7	24.0	25.5	17.5	14.0
16k	Z	-----	47.7	11.5	24.1	24.0	14.5	12.0
20k	Z	-----	41.6	11.3	18.5	20.5	12.5	11.5

ARUN DISTRICT COUNCIL R/261/16/DOC

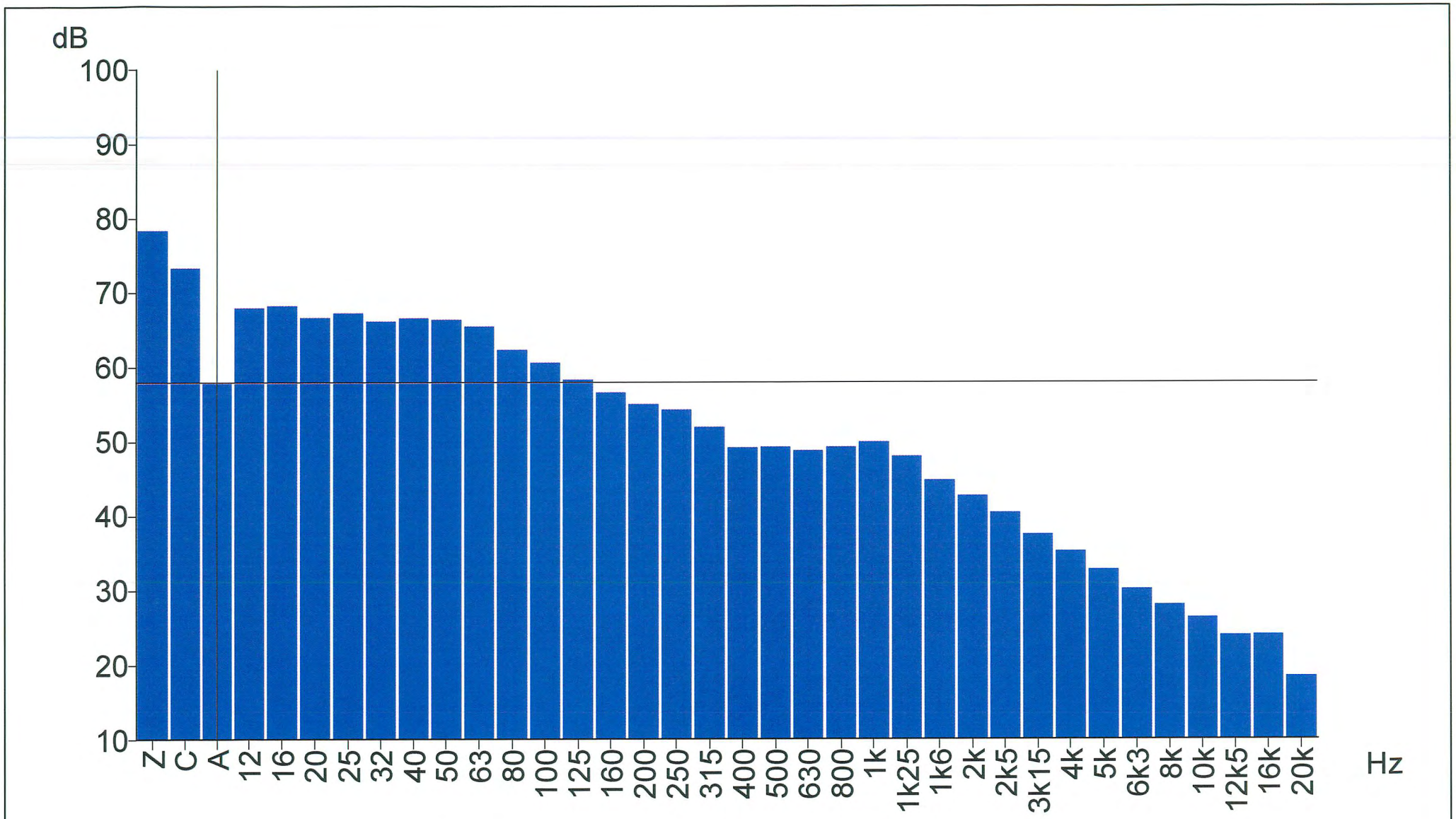

m:\downsview development limited\short term exterior monitoring east side of nairn house.dta
Function = LZeq dB

Cursor: 09/09/2016 16:30:32, Band = Broadband, Level = 58.0 dB, Flags: -----

m:\downsview development limited\short term exterior monitoring west side of nairn house.dta

- Cumulative period results -

Number of records	6
Start of run	09/09/2016 16:36:41
Duration of run	00:06:31.56
Overload occurred	No
Under-range occurred	No
Low battery occurred	No
Pause was used	No

Hz		Flags	dB	dB	dB	dB	dB	dB
Band	Fw	OBPZ	LFmx	LFmn	Leq	LF10.0	LF50.0	LF90.0
Broadband	Z	-----	87.6	59.7	70.3	73.0	68.0	64.5
Broadband	C	-----	79.2	56.9	65.5	68.0	64.0	61.0
Broadband	A	-----	67.7	46.1	54.8	58.0	52.5	49.5
12	Z	-----	78.2	31.3	57.7	60.5	52.0	44.0
16	Z	-----	75.1	36.6	56.5	59.5	51.5	45.0
20	Z	-----	77.3	35.9	56.7	58.5	52.0	46.0
25	Z	-----	72.3	42.0	57.4	60.0	55.5	51.0
32	Z	-----	71.5	44.7	59.0	62.0	58.0	53.5
40	Z	-----	70.3	42.9	56.2	59.0	54.0	49.5
50	Z	-----	77.7	40.9	59.9	61.5	56.0	51.0
63	Z	-----	71.8	37.8	55.8	59.0	51.0	45.0
80	Z	-----	67.2	37.1	51.1	54.5	47.5	43.5
100	Z	-----	69.8	39.0	55.8	58.5	54.5	48.5
125	Z	-----	69.2	39.3	52.3	55.0	48.0	44.5
160	Z	-----	71.2	39.2	51.6	53.5	47.0	43.5
200	Z	-----	66.8	37.4	49.4	52.5	46.5	42.5
250	Z	-----	65.0	40.5	49.6	52.5	47.5	44.0
315	Z	-----	67.2	37.3	47.2	50.0	45.0	41.5
400	Z	-----	61.4	35.8	45.6	48.5	43.0	39.5
500	Z	-----	61.7	36.4	46.1	49.0	43.0	39.5
630	Z	-----	59.6	35.1	45.0	48.5	42.5	39.0
800	Z	-----	57.0	34.9	45.1	48.5	43.0	39.5
1k	Z	-----	56.5	35.8	46.2	50.0	44.0	40.0
1k25	Z	-----	58.4	34.3	45.1	49.0	43.0	39.0
1k6	Z	-----	56.9	32.2	44.0	47.5	41.5	37.0
2k	Z	-----	56.5	30.4	42.4	45.5	39.5	35.0
2k5	Z	-----	55.2	28.2	40.2	43.0	37.0	33.0
3k15	Z	-----	57.6	26.5	39.1	41.5	35.0	31.0
4k	Z	-----	55.5	25.0	37.5	39.5	33.0	29.0
5k	Z	-----	49.7	21.7	34.1	37.0	30.0	26.0
6k3	Z	-----	47.0	19.1	31.6	34.5	27.5	23.0
8k	Z	-----	44.1	16.7	28.8	32.0	25.5	20.5
10k	Z	-----	45.7	15.4	26.7	29.0	22.5	18.0
12k5	Z	-----	38.5	13.1	22.9	26.0	18.5	15.0
16k	Z	-----	36.1	12.0	19.5	21.5	15.0	13.5
20k	Z	-----	33.6	11.5	15.6	16.5	12.5	12.0

ARUN DISTRICT COUNCIL R/261/16/DOC

ARUN DISTRICT COUNCIL R/261/16/DOC

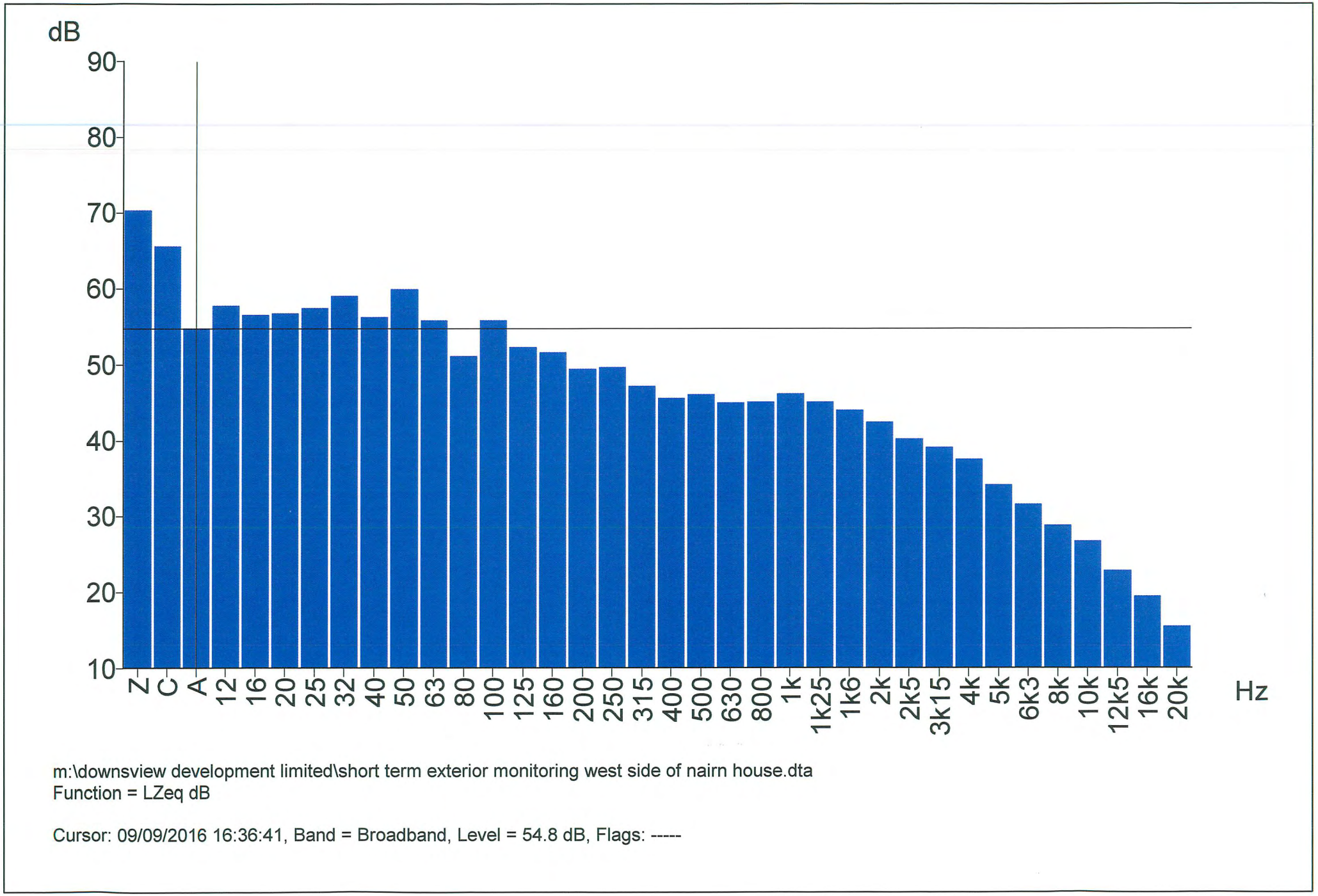

m:\downsview development limited\short term exterior monitoring west side of nairn house.dta
Function = LZeq dB

Cursor: 09/09/2016 16:36:41, Band = Broadband, Level = 54.8 dB, Flags: -----

eas ltd
Environmental Assessment Services Ltd
London Road, Hickstead, Haywards Heath, West Sussex RH17 5LZ UK
Phone : +44 (0) 1444 882 552 Fax : +44 (0) 1444 882 553
email : info@easltd.co.uk web site : www.easltd.co.uk

ARUN DISTRICT COUNCIL R/261/16/DOC