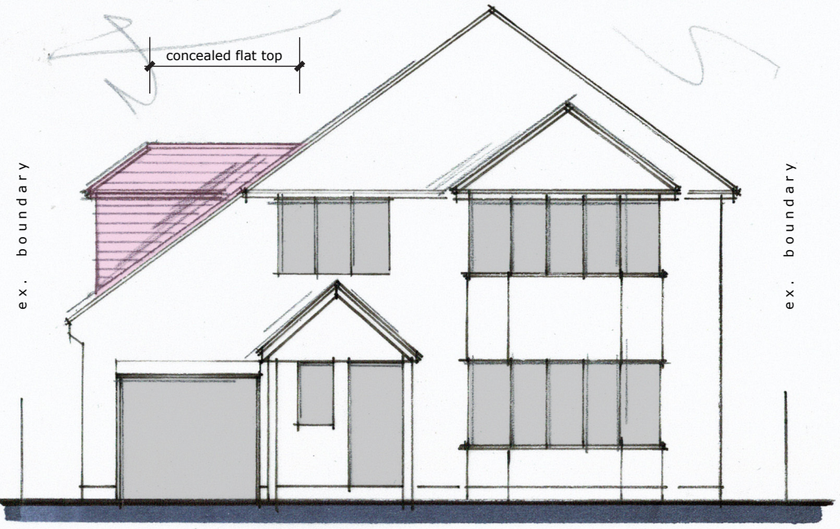

FRONT (w)

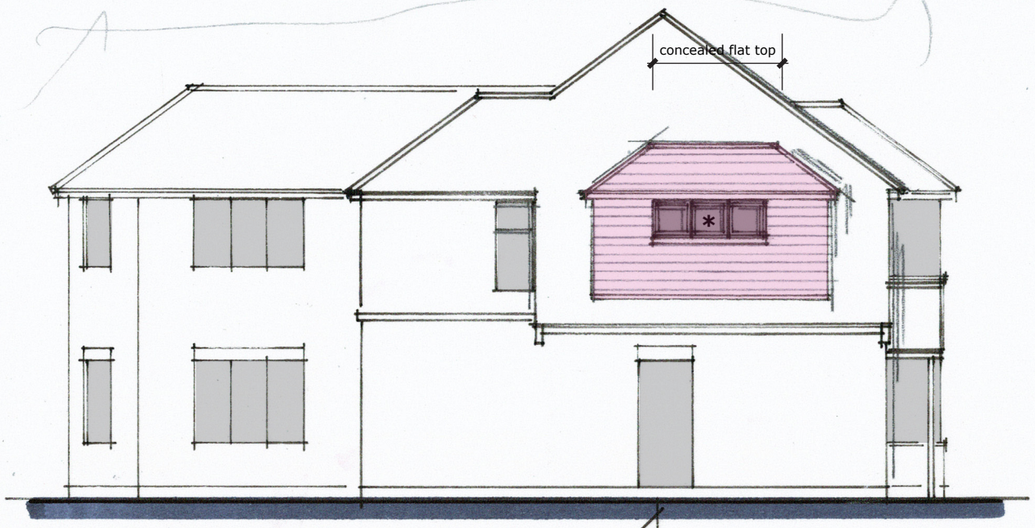

SIDE (n)

Note - secret gutter outlets to side elevation

PERMITTED DEVELOPMENT WORKS

PD CALCULATIONS

(i). New dormer (3.8w x 1.65h x 2.3l ÷ 2)	= 7.21m³
(ii). New dormer roof (3.0l x 2.5d x 1.0h)	= 7.50m³
GRAND VOLUME INCREASE	**= 14.71m³**

Notes
1. All materials to be of similar appearance to the existing property.
2. Any side facing upper floor windows to be fixed shut up to 1.7m above FFL and obscure glass. *

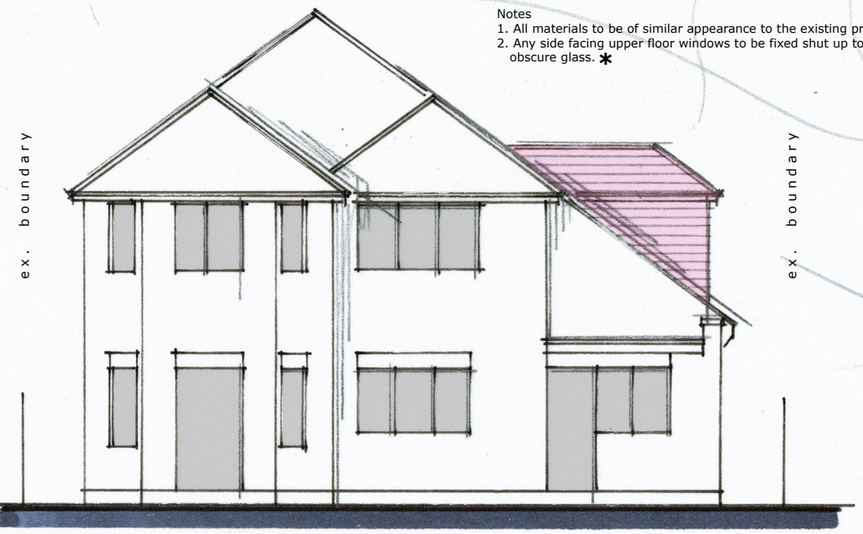

REAR (e) ELEVATION 1:100 @ A3 / 1:50 @ A1

0 1 2 3 4 5m
metres

SCHEDULE OF FINISHES
Materials to be of similar appearance to existing property.

ROOF : plain roof tile with concealed flat roof finished in high performance felt or composite GRP to dormer flat roof
ELEVATIONS : vertical tile hanging to dormer
WINDOWS : white PVCu & double glazed
RW GOODS : black half round PVCu plastic guttering & downpipes

THE CONTRACTOR IS TO PROVIDE SAMPLES FOR APPROVAL BY THE CLIENT & THE LOCAL PLANNING AUTHORITY IF REQUIRED.

N

15 COVE ROAD, RUSTINGTON
Proposals 03 Oct 2026

WAYNE GANDER MCIAT
Chartered Architectural Technologist
98 Durrington Lane
WORTHING
West Sussex
BN13 2RQ
M – 07808 887896
E – waynegander08@gmail.com

GENERAL NOTES
Figured dimensions to take precedence over scaled dimensions. The contractor is to verify all dimensions on site before commencing any works. All dimensions are for main structural components and not finished sizes.

Any discrepancies whatsoever to be brought to the attention of the client immediately.

This drawing to be read in conjunction with structural engineers details and calculations.

The copyright of this drawing is reserved and must not be disclosed without authority.

GROUND FLOOR PLAN 1:50 @ A3

0 1 2 3 4 5m
metres