

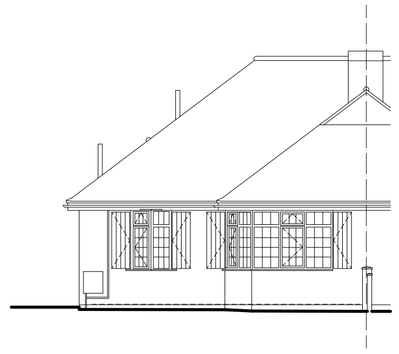

FRONT ELEVATION 1/100

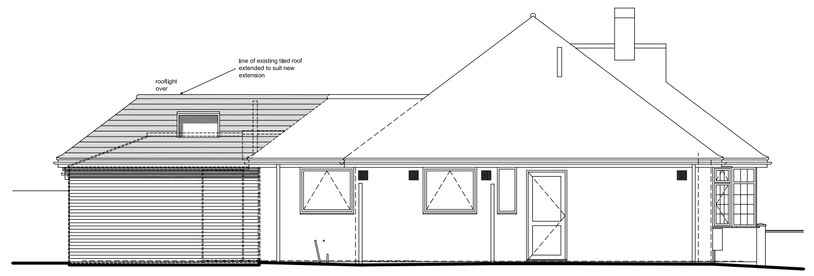

SIDE ELEVATION 1/100

Do not scale from this drawing unless for Planning purposes.

Figured dimensions only shall be taken from this drawing.

All dimensions must be checked on site by the Contractor prior to the commencement of any fabrication or building works and any discrepancies brought to the attention of the client and/or Mark Hill Architectural Plans immediately.

This drawing is to be read in conjunction with all other drawings, specialist consultants' drawings, together with structural engineers' details and calculations. Any disparity between drawings to be brought to the attention of the client and/or Mark Hill Architectural Plans.

The contractor is to check all wall widths and spans prior to ordering any lintols or beams, The contractor to check with Catnic or I.G etc for the correct lintol type to suit the situation.

All works are to be carried out in strict accordance with the relevant sections of the current approved Building Regulations, Structural Engineers' details and calculation (where applicable), Codes of Practice and Manufacturers recommendations.

Boundary and tree positions shown are approximate only, client to organize a Land Survey company should they require accurate positions and site levels.

The contractor is to ensure adequate precautions are taken in respect of Health and Safety legislation at all times throughout the duration of the works.

The Drawing Notes and/or specification does not purport to cover each and every item required to complete the project. The contractor is advised to verify the full extent of the works with the client.

This drawing is the property of Mark Hill Architectural Plans and may not be reproduced without permission.

Revision	Date	Description

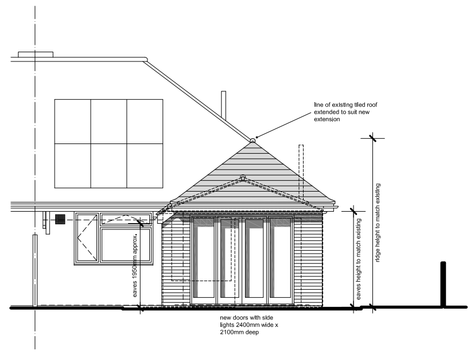

REAR ELEVATION 1/100

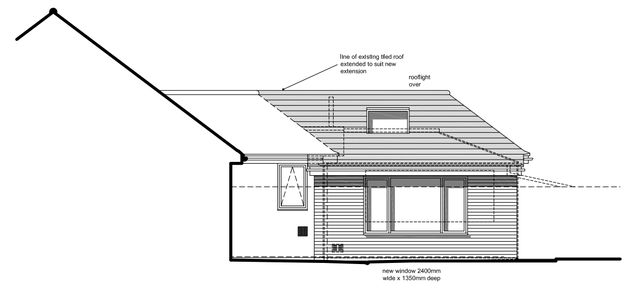

SIDE ELEVATION 1/10

MATERIALS

Concrete Interlocking @ 37-38 degree pitch approx. to Roofs To Match Existing.

Facing Brickwork To Match Existing.

uPVC Windows and Doors To Match Existing.

Velux Style Rooflights.

White Plastic Rain Water Goods.

All to L.A. Approval.

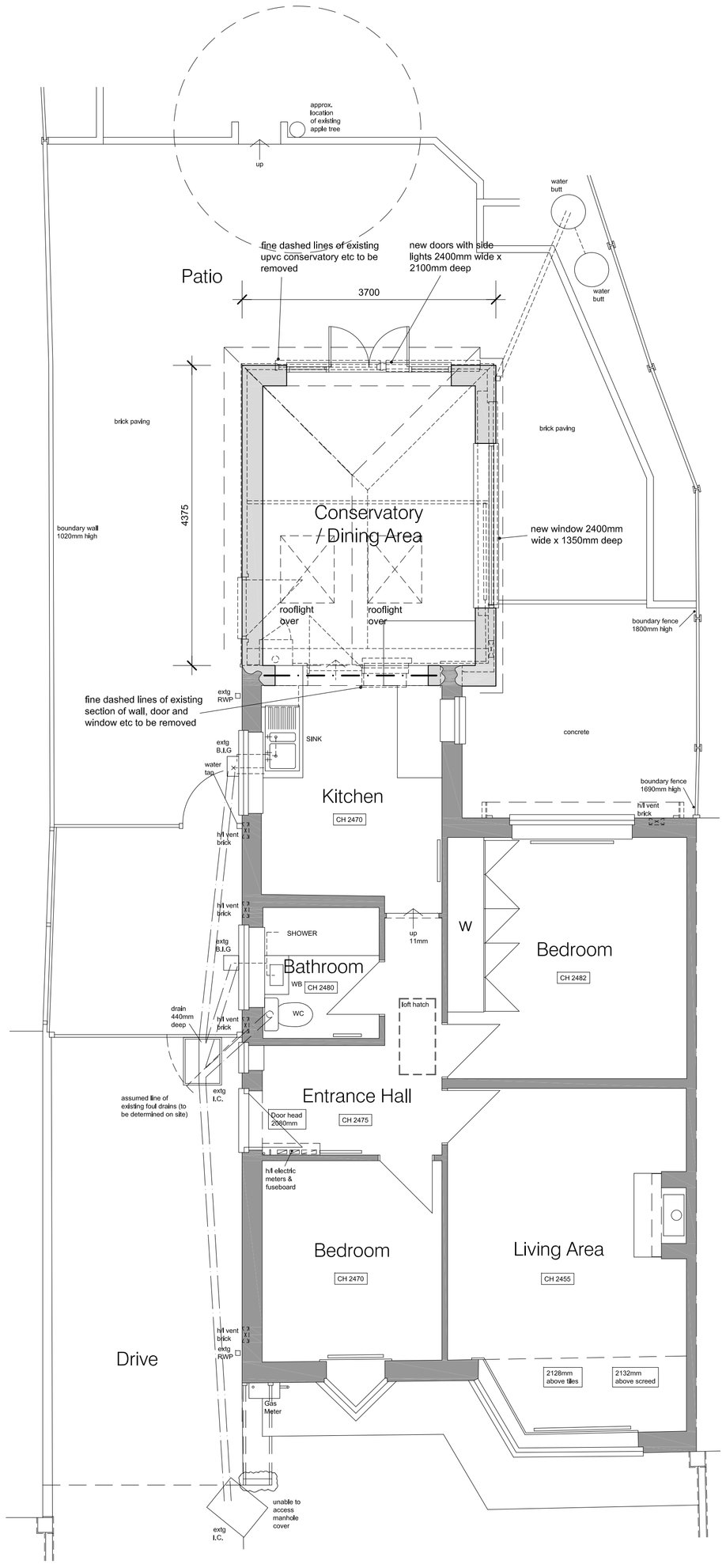

GROUND FLOOR PLAN 1/50

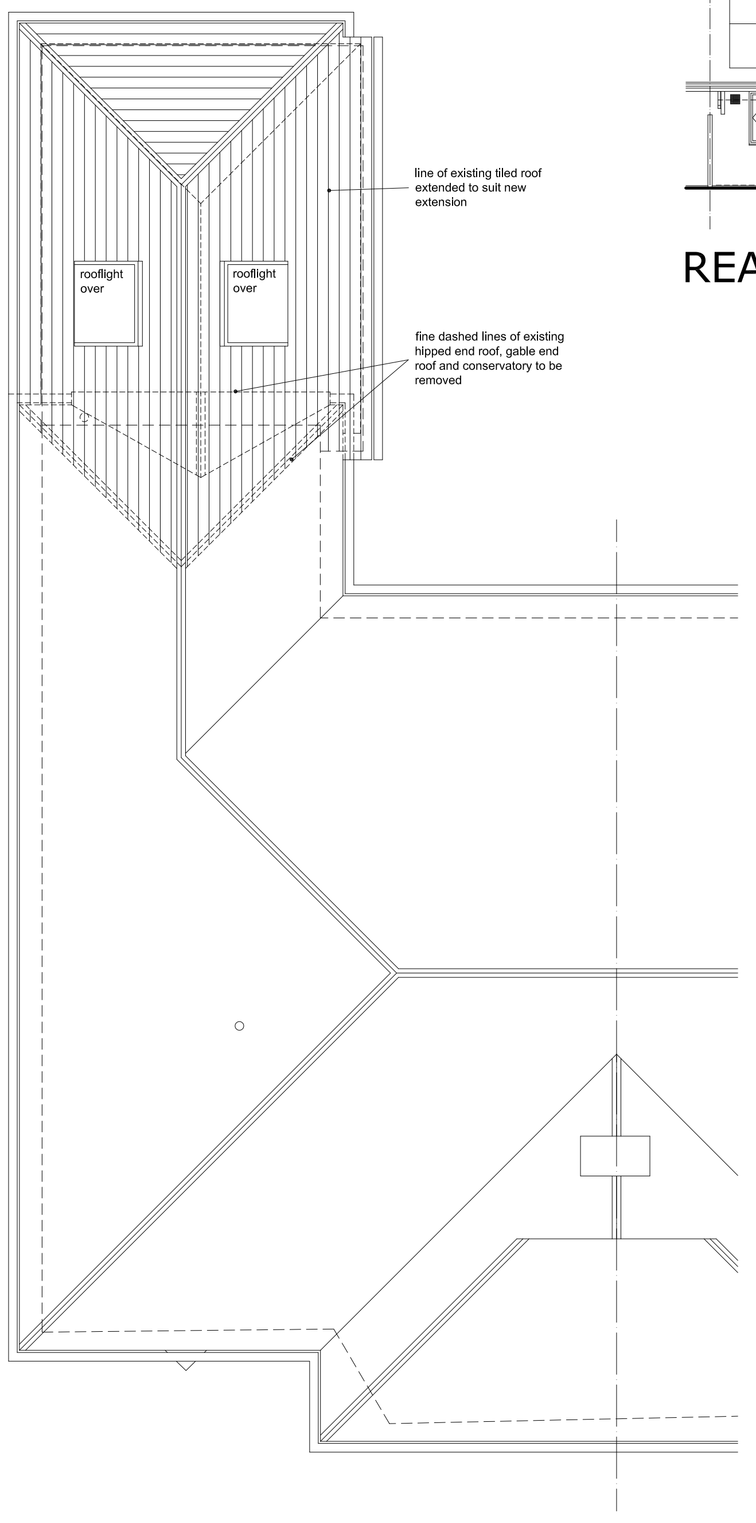

ROOF PLAN 1/50



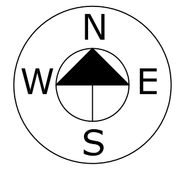

LOCATION PLAN 1/1250

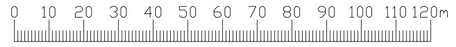

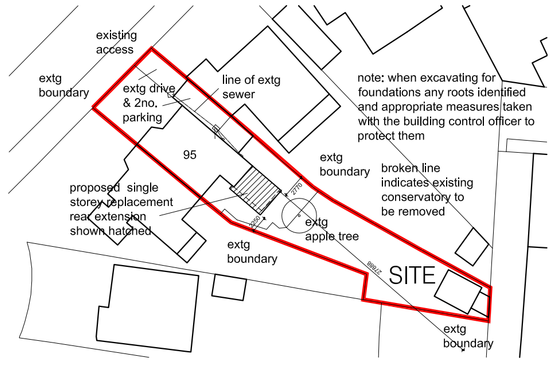

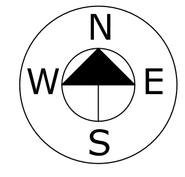

SITE PLAN 1/500



Mark Hill
Architectural Plans
Architectural Drawing Services
Extensions
Alterations
Loft & Garage Conversions
07881 952320
mark.architecturalplans@gmail.com
Measured Surveys of your Home
Planning Applications
Building Regulations Applications
Freelance Drawing Services
Convert Old Plans to AutoCAD
2 Grafton Close, Rustington, West Sussex. BN16 3QY.

Client
Ros Brown

Project
95 Chaucer Avenue
Rustington
West Sussex
BN16 2PG

Drawing Title
GENERAL ARRANGEMENT AS PROPOSED

Date
MAY 2017

Scale
1/50-100-500-1250 @ A1

Drawn
MFH

Checked

Drawing No
112.PG1

ARUN DISTRICT COUNCIL 01/2017/1HH