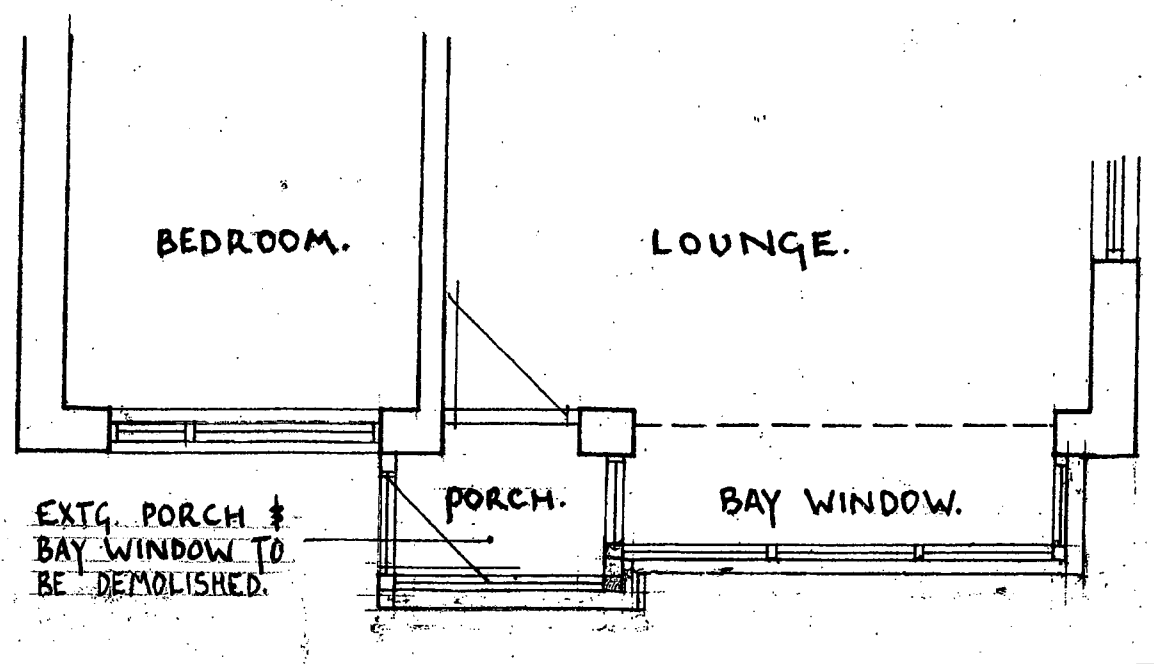

GROUND FLOOR PLAN [AS EXISTING.]

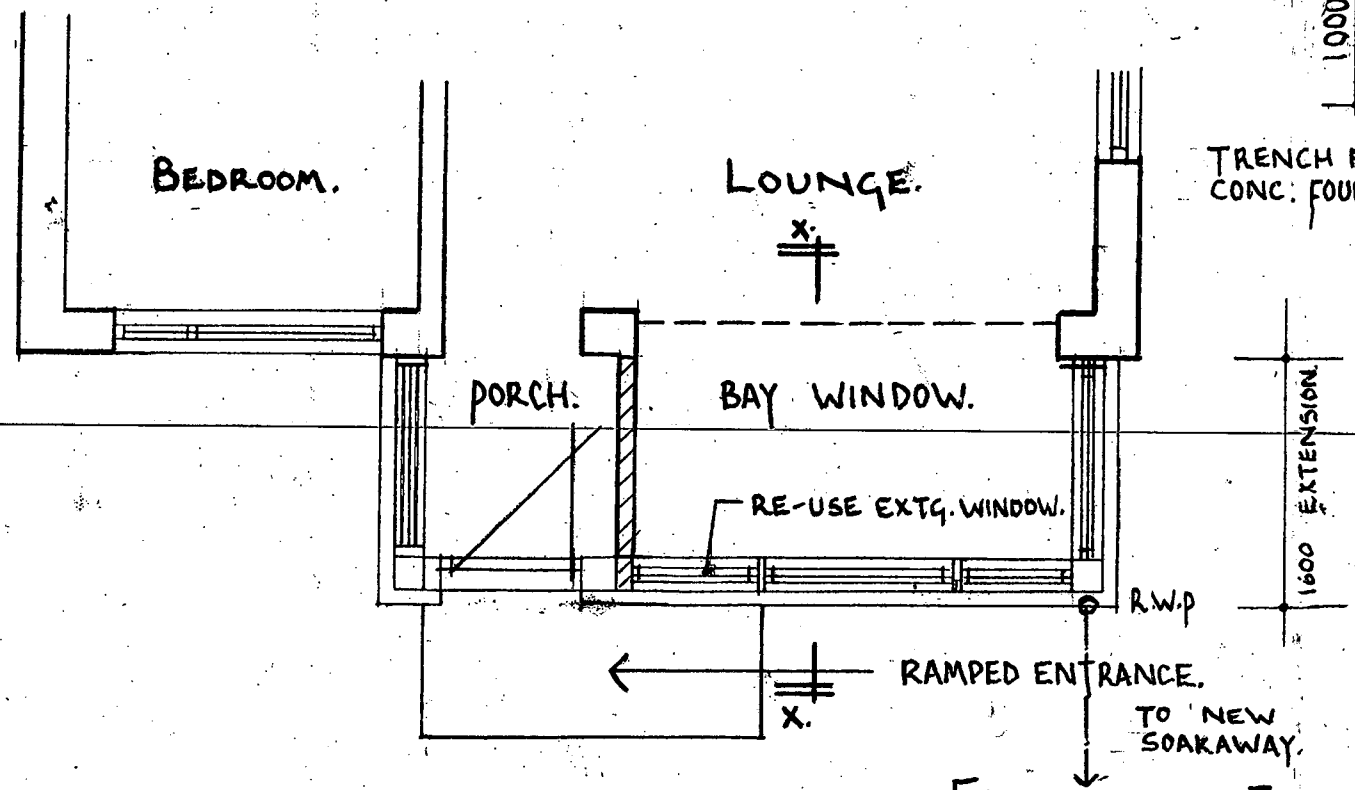

GROUND FLOOR PLAN [AS PROPOSED.]

SECTION X-X.



EAST ELEVATION.

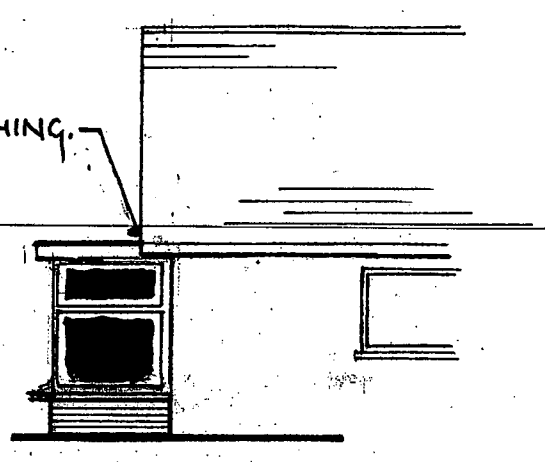

NORTH ELEVATION.

NOTES:
1: Do not scale this drawing. Use figured dimensions only, except for Planning purposes.
2. All dimensions must be checked on site by the contractor prior to commencement of work.
3. All construction details are indicative and are to be checked and confirmed on site and any divergence's are to be agreed with the Contract Administrator.

ARUN DISTRICT COUNCIL
No. P 9 08
SUBSTITUTION
RECEIVED 22-02-08

K.E. HILTON C. Eng M.I Struct.E, F.F.B.
Chartered Structural Engineer
2 ALBERT CHAMBERS
SUDLEY ROAD
BOGNOR REGIS
WEST SUSSEX
PO21 1EQ
Tel: 01243 865500
Fax: 01243 860489
Mobile: 07968 333140
E-Mail: k_e_hilton@yahoo.co.uk

PLANS, SECTION & ELEVATIONS

Scale	1:50, 1:100	Drawn By	
Date	JAN 08	Checked	
Drawing Number	3824/2.		A

REVISION A. EAST ELEVATION AMENDED.

Front Porch Extension to
10 Sea Way Pagham PO21 4UF

ARUN DISTRICT COUNCIL:P/9/08/ 18/01/2008
SUPERSEDED 27/02/08