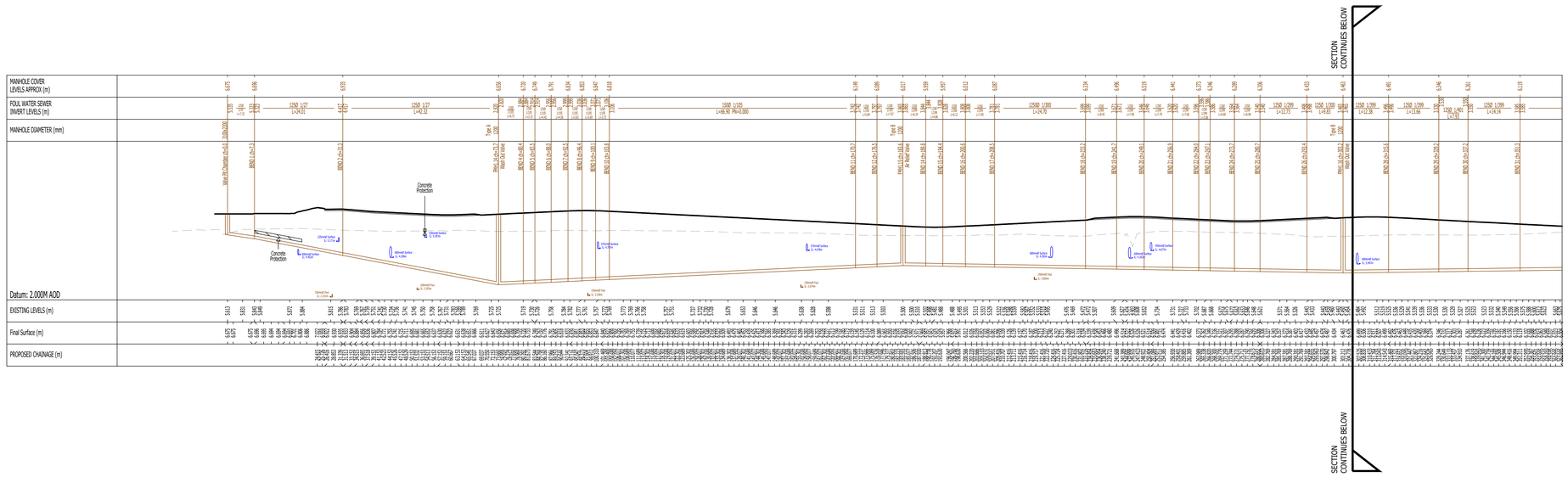

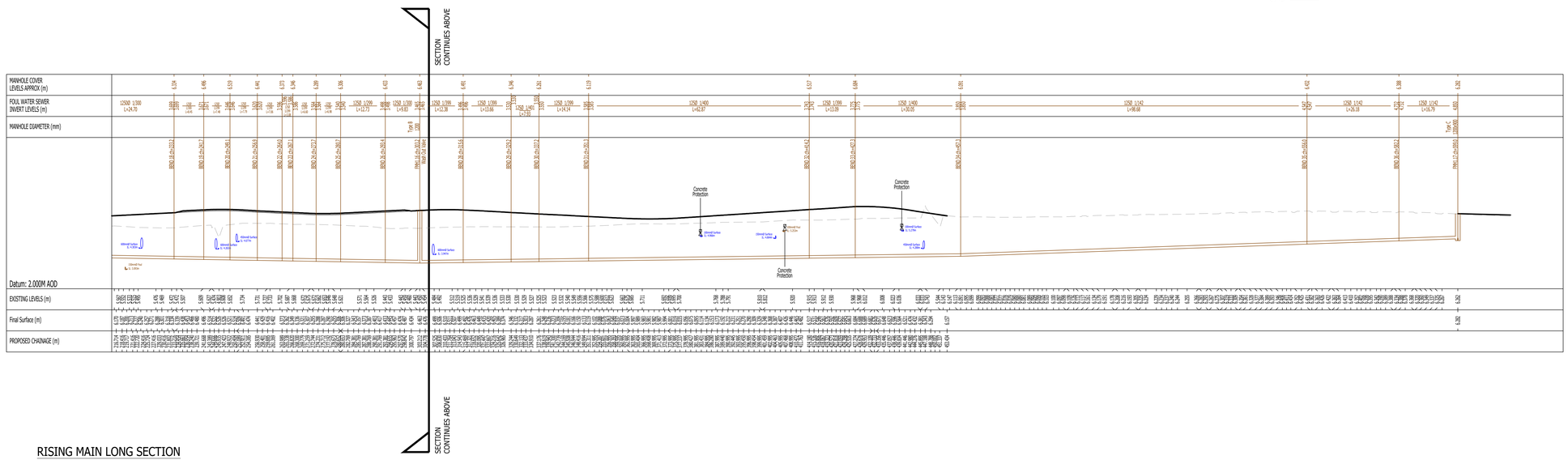

RISING MAIN LONG SECTION

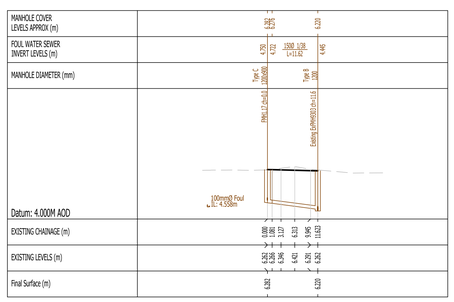

FMH1.17-Existing ExFMH9303 LONG SECTION

GENERAL NOTES

1. The location, size, depth and identification of existing services that may be shown or referred to on this drawing have been assessed from non intrusive observations , record drawings or the like. The contractor shall safely carry out intrusive investigations, trial holes or soundings prior to commencing work to satisfy himself that it is safe to proceed and that the assessments are accurate. any discrepancies shall be notified to gta prior to works commencing.

2. Tender or billing drawings shall not be used for construction or the ordering of materials.

3. Do not scale. All dimensions and levels to be site confirmed.

4. This drawing shall be read in conjunction with all relevant architects, consultants drawings and specifications, together with H&S plan requirements

5. Copyright : This drawing must not be copied, amended nor reproduced without the prior written agreement of gta.

6. All drawings specifications and recommendations made by gta are subject to Local Authority and other relevant Statutory Authorities approval. Any works or services made abortive due to the client proceeding prior to these approvals is considered wholly at the Clients risk. gta hold no responsibility for resulting abortive works or costs.

TO BE READ IN CONJUNCTION WITH SECTION 104 AGREEMENT PLAN

1. ALL ADOPTABLE ELEMENTS OF THE WORKS TO BE CONSTRUCTED AS DETAILED IN THE SECTOR GUIDANCE IN RELATION TO THE ADOPTION OF SEWERAGE ASSETS BY SEWERAGE COMPANIES IN ENGLAND AS ENABLED BY WATER UK'S CODE FOR ADOPTIONS. SECTIONS OF DRAINAGE TO BE ADOPTED UNDER THE TERMS OF A SECTION 104 AGREEMENT. ALL ADOPTABLE PIPEWORK TO BE CONSTRUCTED FROM VITRIFIED CLAY TO BS EN 295 (UP TO 225mmØ PIPE) OR CONCRETE TO BS EN 1916 AND BS EN 5911 (300mmØ PIPE AND ABOVE).

2. ALL CONCRETE PIPEWORK, MANHOLES AND FITTINGS SHALL BE TO BS EN 1916 & BS 5911 (ALL RELEVANT PARTS). ALL CONCRETE PIPEWORK TO BE TO HIGH STRENGTH.

3. WHERE CONNECTIONS ARE TO BE MADE TO EXISTING MANHOLES/SEWERS, INVERT LEVELS, PIPE SIZES & ORIENTATION SHALL BE CHECKED PRIOR TO THE COMMENCEMENT OF THE WORKS AND ANY VARIANCE REPORTED TO THE ENGINEER IMMEDIATELY. WORK TO COMMENCE AT DOWNSTREAM END WHEREVER POSSIBLE.

4. WHERE PIPELINES CROSS, EACH IS TO BE SURROUNDED WITH GRADE ST4 MASS CONCRETE FOR A DISTANCE NOT LESS THAN 1m CENTRED ON THE CROSSING POINT. LENGTH OF SURROUND TO BE EXTENDED AS NECESSARY TO WITHIN 150mm OF THE NEXT NEAREST FLEXIBLE JOINTS.

5. CLASS B BEDDING TO BE USED WHERE COVER TO CROWN OF PIPE IS GREATER THAN 900MM UNDER VERGES, FOOTWAYS & CYCLEWAYS. CLASS S BEDDING WHERE COVER TO CROWN OF PIPE IS GREATER THAN 1200MM UNDER CARRIAGEWAYS, AND CONCRETE PROTECTION WHERE COVER TO CROWN OF PIPE IS LESS THAN 1200MM UNDER CARRIAGEWAYS, OR LESS THAN 900MM UNDER OTHER AREAS (REFER TO MAIN DRAINAGE DETAILS DRAWING).

6. DUCTILE IRON COVERS SHALL BE:
(UNLESS NOTED ON DRAWING OR MANHOLE SCHEDULE)
-ON ACCESS ROADS AND CAR PARKS: GRADE D400 (BS EN 124:1994)
-ON SHARED PATHWAYS, VERGES: GRADE A15 (BS EN 124:1994)

7. SEWER JETTING FOR FUTURE MAINTENANCE SHOULD ACCORD WITH BS EN 14654-1:2014 AND THE 'SEWER JETTING CODE OF PRACTICE' (PUBLISHED BY WRc). MANUFACTURERS OF THE DRAINAGE SYSTEM COMPONENTS SHOULD ASLO BE CONSULTED BUT UNDER NO CIRCUMSTANCES SHOULD THE FOLLOWING PRESSURES BE EXCEEDED;

PLASTIC PIPES - 2600 psi
CLAY PIPES - 5000 psi
CONCRETE PIPES - 5000 psi

Rev	Amendments	Date	Dwn	Chk
P5	Sections amended to suit updated drainage layout	10.5.22	DT	MR
P4	Long sections updated	04.5.22	DT	MR
P3	Rising main long section updated	29.3.22	DT	MR
P2	Sections amended to suit updated drainage layout	18.3.22	DT	MR
P1	Initial Issue	25.2.22	DT	MR

Status: PRELIMINARY

Client: Taylor Wimpey

Architect:

Project: SEFTER ROAD BOGNOR REGIS

Title: ADOPTABLE FOUL SEWER LONG SECTIONS SHEET 3 OF 3

Date: FEBRUARY 2022

Scale @ A0: 1:500H, 1:100V

Clients Ref.:

Project Ref.: 10768

gta Civils & Transport
Gloucester House, 66a Church Walk,
Burgess Hill, West Sussex, RH15 9AS
Tel.01444 871444 Web: www.gtacivils.co.uk

Drawing Number: 10768/1323

Rev.: P5