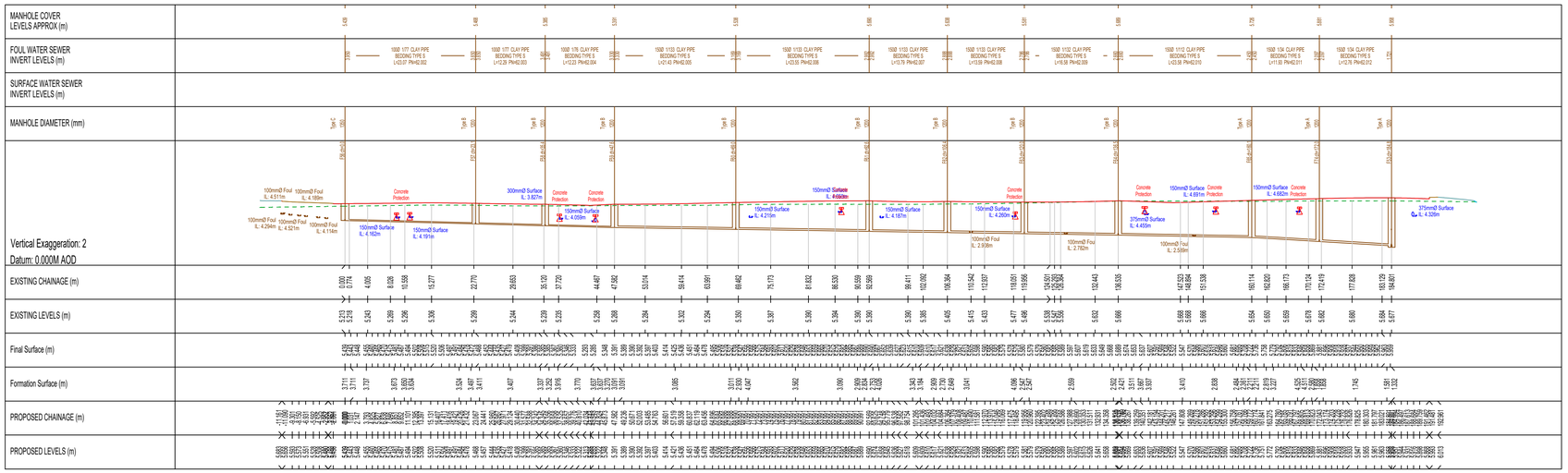

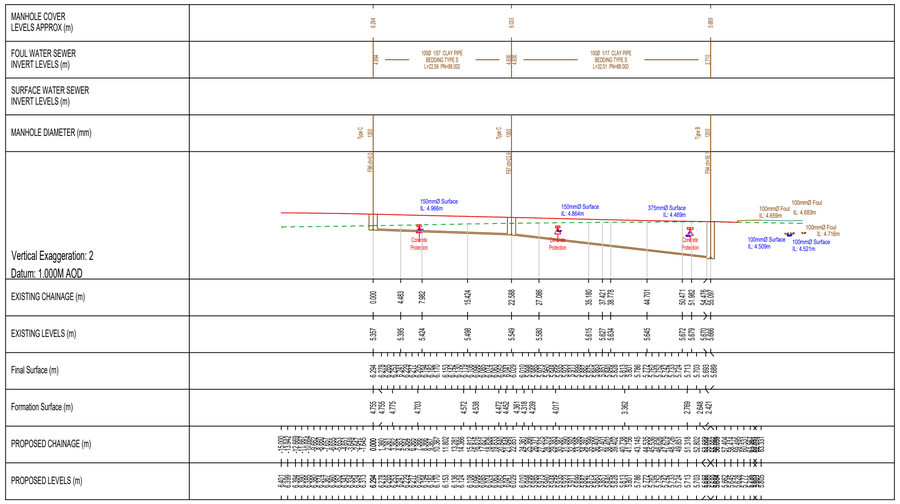



NOTES

A1

1. This drawing is to be read in conjunction with all other BP Civils drawings, and with all relevant Architect's and Engineer's drawings and specification. Any discrepancies found are to be reported immediately to the Engineer.
2. BP Civils accepts no responsibility for inaccuracies in data provided by third parties such as topographic surveys or Ordnance Survey mapping.
3. Do not scale, work to figured dimensions only. All dimensions are in millimeters unless noted otherwise and all levels are in metres from the topographic survey datum.
4. Any information given regarding existing underground services is given in good faith after consultation with the relevant authority, however accuracy is not certain. The main contractor is responsible for checking all information on site prior to work commencing and taking due care whilst undertaking the works.
5. All dimensions to be checked on site. All details and dimensions relating to sub-contractors work must be checked and agreed between the sub-contractor or supplier and the general contractor.
6. The electronic information from this drawing can not be guaranteed as dimensionally drawn exact. Figured dimensions must be used for setting out and detailing. BP Civils logos and company information must be removed from copies if information is re-used.
7. Where used, this map is based on or reproduced from Ordnance Survey material with the permission of Ordnance Survey on behalf of the controller of His Majesty's Stationary Office (c) Crown Copyright. Licence number: 100022432. BP Civils accept no liability for any inaccuracies with the data.

S38 APPLICATION REFERENCE PSI/3S31_01

S104 APPLICATION REFERENCE N0024875

IWNL SECTION 104 ADOPTION NOTE:

IWNL means 'Independent Water Networks' who will be the adoption authority.

All design shall be in strict accordance with DCG (The Design & Construction Guidance' pursuant to the code, Appendix C of the SSG (Sewage Sector Guidance).

Rev.	Date	Amendments
B	18.03.25	Update to IWNL comments
A	29.01.25	Update to IWNL comments
-	29.07.24	Original tender Issue

BP CIVILS

Infrastructure Design and Transport Planning Consultants
2 West Barn, Norton Lane, Chichester, West Sussex PO20 3AF
Tel: 0333 358 3260
www.bpcivils.co.uk enquiries@bpcivils.co.uk

Drawing Status: FOR APPROVAL
NOT FOR CONSTRUCTION

Client: Foreman Homes

Project: Summer Lane, Pagham, West Sussex

Drawing Title: S104 Longitudinal Sections FW System - Sheet 3

Scale at A1	Date	Drawn By	Checked By	Project No.
AS SHOWN	Apr 24	MJA	-	D2240

Drawing No.: 000-BPC-WD-ZZ-D-P-1312

Rev.: B