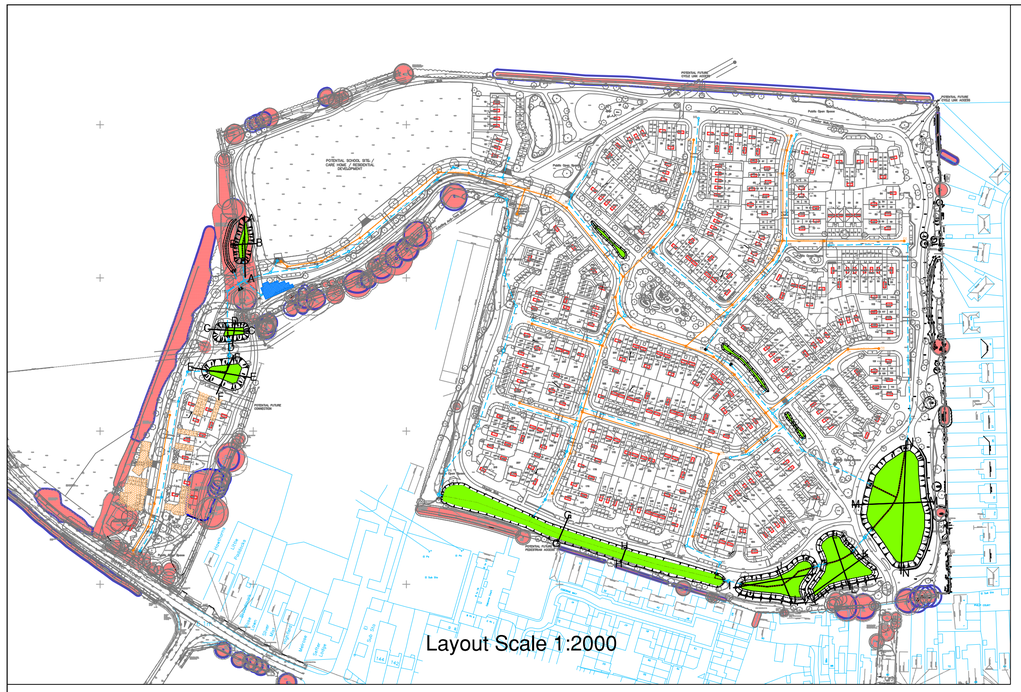

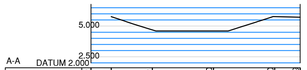

CHAINAGE	0.000				
PROPOSED	5.780	1.651	4.690 5.000	4.690 10.000	5.777 15.000	5.220 17.058

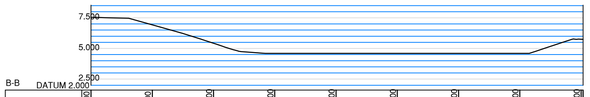

CHAINAGE	0.000							
PROPOSED	7.540	6.925 5.000	5.423 10.000	4.600 15.000	4.600 20.000	4.600 25.000	4.600 30.000	4.600 35.000	5.749 40.000



CHAINAGE	0.000						
PROPOSED	7.233	6.203 5.000	4.812 10.000	4.167 15.000	4.167 20.000	4.700 25.000	5.400 27.259

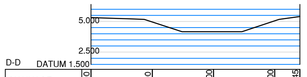

CHAINAGE	0.000				
PROPOSED	5.323	4.954 5.000	4.167 10.000	5.052 15.000	5.409 17.045



CHAINAGE	0.000							
PROPOSED	6.945	6.066 5.000	4.562 10.000	4.167 15.000	4.167 20.000	4.167 25.000	4.167 30.000	5.302 35.000	5.877 39.256

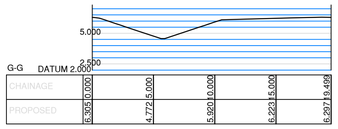

CHAINAGE	0.000				
PROPOSED	6.305	4.772 5.000	5.920 10.000	6.923 15.000	6.297 19.409

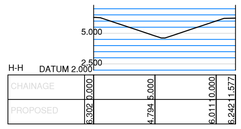

CHAINAGE	0.000			
PROPOSED	5.302	4.794 5.000	5.011 10.000	5.242 11.577

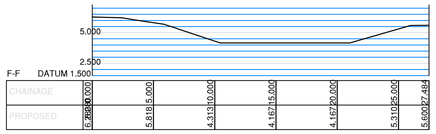

CHAINAGE	0.000					
PROPOSED	6.868	5.818 5.000	4.313 10.000	4.167 15.000	4.167 20.000	5.310 25.000	5.600 27.484

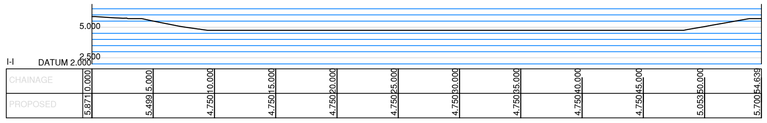

CHAINAGE	0.000										
PROPOSED	5.871	5.499 5.000	4.750 10.000	4.750 15.000	4.750 20.000	4.750 25.000	4.750 30.000	4.750 35.000	4.750 40.000	4.750 45.000	5.053 50.000	5.700 54.639



CHAINAGE	0.000				
PROPOSED	6.078	5.141 5.000	4.750 10.000	4.750 15.000	5.228 20.000	5.814 24.100

CHAINAGE	0.000										
PROPOSED	5.760	4.952 5.000	4.800 10.000	4.800 15.000	4.800 20.000	4.800 25.000	4.800 30.000	4.800 35.000	4.800 40.000	5.700 45.000	5.750 48.347

CHAINAGE	0.000							
PROPOSED	6.071	5.348 5.000	4.800 10.000	4.800 15.000	4.800 20.000	4.800 25.000	4.805 30.000	5.711 35.000	5.760 37.304

CHAINAGE	0.000										
PROPOSED	6.029	5.967 5.000	5.116 10.000	4.960 15.000	4.960 20.000	4.960 25.000	4.960 30.000	4.960 35.000	4.960 40.000	4.960 45.000	5.960 50.000	6.125 53.423

CHAINAGE	0.000																
PROPOSED	6.045	5.610 5.000	4.965 10.000	4.965 15.000	4.965 20.000	4.965 25.000	4.965 30.000	4.965 35.000	4.965 40.000	4.965 45.000	4.965 50.000	4.965 55.000	4.965 60.000	4.965 65.000	4.965 70.000	4.965 75.000	4.965 80.000	5.965 85.000	6.028 87.179

NOTES

1. All dimensions are in metres unless stated otherwise.
2. Do not scale from this drawing. Only written dimensions are to be used.
3. Site layout based on Cooper Baillie Planning Layout, drawing number CB_84-139_001 Rev F dated 21st July 2021.
4. Level strategy is subject to further design development. Cover Levels is indicative only and subject to further detailed review
5. The proposed surface and foul water drainage show is indicative only and subject to further design development. Detailed proposals for the surface and foul water drainage strategy will be provided as part of the Discharge of Conditions applications associated with the current Outline Planning Consent P.134.16.OUT
6. ***ANY VARIANCE OR DISCREPANCY MUST BE REPORTED BACK TO RCP ENGINEERING BEFORE WORK BEGINS.***

CDM NOTES

1. EXISTING SERVICES. Depth of existing services must be determined prior to works commencing. The contractor is responsible for establishing underground services in accordance with HSE Guidance note HS (G) 47. Any services which would be within the proposed construction layers must be lowered to below the sub-base.

Rev.	Date	Details	By	Chkd	Appd

Client:- Taylor Wimpey

Site:- Sefter Road, Bognor

Drawing Title:- SuDS Sections

Date: August | Scales: As shown

Drawn: TRS | Checked: TRS | Approved: TRS

Drawing No. WSC/E4775/026

FOR INFORMATION ONLY

RCP ARCHITECTURE & CIVIL ENGINEERING
Rogers Cory Partnership
Architectural and Civil Consultants
The Old School Old School Road
Hook Hampshire RG27 9NJ
T: 01256 769269 E: mail@rcpconsultants.co.uk W: rcpconsultants.co.uk