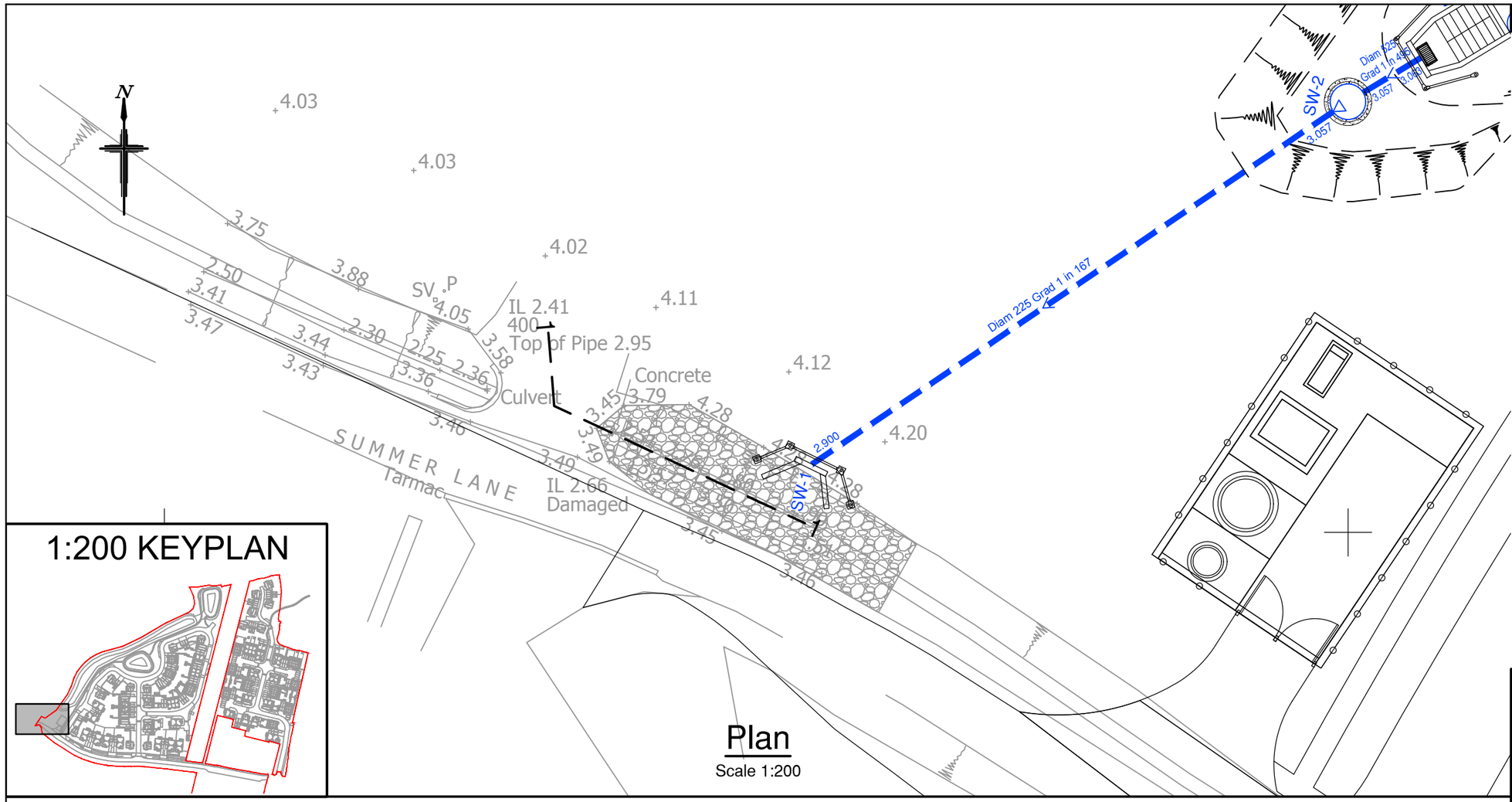

Plan

Scale 1:200

1:200 KEYPLAN

NOTES

1. All dimensions are in metres unless stated otherwise.
2. Do not scale from this drawing. Only written dimensions are to be used.
3. This drawing should be read in conjunction with the Architect's and Structural Engineer's design drawings and specification.
4. Whilst all Surface Water Sewers are to remain private, all construction to be in accordance with Sewers for Adoption - 6th Edition & Interim Addendum and the specific requirements of Southern Water.
5. Site layout based on Kenn Scaddan Associates Ltd Site Plan issued to RCP in .dwg format on 04/02/2020.
6. Topographic Survey as per Siteline Level Survey, drawing number 657PG01 dated July 2012. Ditch Surveys as per Encompass Topographical Survey, drawing number ENC/030620/6JJ7C dated May 2020.
7. Architects blocks based on Kenn Scaddan Associates Ltd Substructures issued to RCP in .dwg format on 11/02/2020.
8. This drawing should be read in conjunction with SuDS Features General Arrangement Layouts (DSM/E4761/431 & 432), SuDS Features Headwall Construction Details (DSM/E4761/433 & 434), SuDS Features Control Chamber Construction Details (DSM/E4761/435) and SuDS Features Setting Out Layouts (DSM/E4761/436 & 437).
9. ***ANY VARIANCE OR DISCREPANCY MUST BE REPORTED BACK TO RCP ENGINEERING BEFORE WORK BEGINS.***

0m 2m 4m 8m 12m

SCALE BAR 1:200 at A3

Rev.	Date	Details	By	Chkd	Appd

Section 1-1

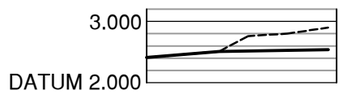

OFFSET	0.0	5.0	10.0	15.0
EXISTING GROUND PROFILE	2.41	2.51	2.76	2.80	2.90
PROPSED GROUND PROFILE	2.41	2.51	2.52	2.53	2.54

SCALE BAR 1:100 at A3

0m 1m 2m 4m 6m

0m 5m 10m 20m 30m 40m 50m

SCALE BAR 1:500 at A3

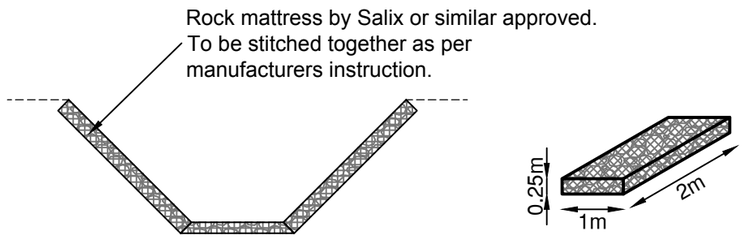

Net Specification
Material: 3mm Synthetic Polyethylene braided knotted nets
Apertures: 32mm
Yarn Thickness: 3mm
Single Mesh Tensile Strength: 152,4kg = 1,495 kN/Mesh U.V. treated 350 Kly
Colour: Black
Stone Specification
Weather and frost resistant granite: 40mm to 75mm (3% to 5% less than 32mm)
Unit Size
2m x 1m x 0.25m deep
Weight per Square Metre: 250mm deep: 250kg (+/- 10%)

Typical Gabion Rock Mattress Detail

Not to Scale

Client:-

DREW SMITH LIMITED

Site:-
SUMMER LANE
PAGHAM

Drawing Title:-
SOUTH DITCH
SECTION

Date:	June 2020	Scales:	As Shown at A3
Drawn: NW	Checked: AC	Approved: TRS	

Drawing No.
DSM/E4761/421

FOR INFORMATION ONLY

RCP ARCHITECTURE & CIVIL ENGINEERING
Rogers Cory Partnership
Architectural and Civil Consultants
The Old School Old School Road
Hook Hampshire RG27 9NJ
T: 01256 769269 E: mail@rcpconsultants.co.uk W: rcpconsultants.co.uk