CONSTRUCTION ENVIRONMENTAL MANAGEMENT PLAN

Land at Summer Lane

Pagham

PO21 4NG

DATE	19-09-30
AUTHOR	LH
REVISION	A

Construction Environmental Management Plan Revision Sheet		
Issue Number	Date of Issue	Reason for Revision and Comments
A	09-10-19	

Author:	Lee Howard	Checked by:	Peter Drury
Date:	09-10-19	Date:	09.10.19

Contents

Executive Summary

1 Project Background

1.1 Framework of this CEMP
1.2 Summary of the Requirements of Planning condition

2 Site Information and Consented Development

2.1 Site and Surrounding Area
2.2 Scheme Description
2.3 Sensitive Receptors
2.4 Environmental Impacts and Mitigation

3 Control of the Construction Process

3.1 Roles and Responsibilities
3.2 Training and Raising Awareness
3.3 Reporting
3.4 Complaints and Incidents
3.5 Public Relations and Community Relations

4 Construction Management

4.1 Description of Construction Works
4.2 Phasing of Construction Works
4.3 Construction Equipment
4.4 Hours of Working (Hours of Site Operation)
4.5 Construction Traffic Management Plan
4.6 Storage of Plant and Materials
4.7 Handling of Plant and Materials
4.8 Health and Safety Management
4.9 Security On-Site
4.10 Considerate Constructors

5 Environmental Control Measures

5.1 Public Access and Traffic Management
5.2 Waste and Materials Management and Storage
5.3 Noise and Vibration
5.4 Dust and Air Quality
5.5 Ecology & Diversity
5.6 Tree Protection
5.7 Contaminated Land Procedures
5.8 Hydrology & Water Quality
5.9 Visual Impacts
5.10 Artificial Lighting
5.11 Emergency Procedures

6 Conclusions

Appendix A - Existing Services
Appendix B -Traffic Route Plan
Appendix C- Site Set Up Plan
Appendix D- Construction programme
Appendix E- Emergency Contact Details

Executive Summary

Drew Smith shall be responsible for safeguarding the environment and for mitigating the effects of the proposed construction works at Land at Summer Lane. To do this, Drew Smith and all its subcontractors and suppliers will comply with the environmental requirements outlined in the contract documentation and the specific content of this Construction Environmental Management Plan (CEMP).

This CEMP details the construction operation in accordance with relevant legislative requirements and construction industry best practice. This document will form part of Drew Smith's Construction Phase Plan which will be developed and agreed with the client, the specialist consultant team and the Local Authority prior to commencement of any construction activity.

Appended Documents:

- Existing Services Drawing
- Traffic Route plan
- Site Set Up Plan
- Construction Programme
- Emergency Contact Details

1 Project Background

1.1 Framework of this CEMP

This CEMP has been prepared to provide the details required by the Local Planning Authority relating to Condition 16 of the planning conditions for the construction of 90 units, in two parcels, in Summer Lane.

LPA Ref: P/58/15/OUT

1.2 Summary of the Requirements of Planning condition 16

The planning Condition is worded as follows:

No development commence until a Construction Management Plan has been submitted to and approved in writing by the Local Planning Authority. Thereafter the approved Plan shall be implemented and adhered to throughout the entire construction period. The Management Plan shall be adhered to throughout the construction period. The Plan shall provide details as appropriate but not necessarily be restricted to the following matters:-

- The anticipated number and frequency and types of vehicles used during construction;
- The method of access and routing of vehicles during construction;
- The parking of vehicles of site operatives and visitors.
- The Loading and unloading of plant, materials and waste;
- The storage of plant and materials used in construction of the development
- The erection and maintenance of security hoarding
- The provision of wheel washing facilities and other works required to mitigate the impact of construction upon the public highway Wheel washing facilities and other works required to mitigate the impact of construction upon the public highway (including the provision of temporary Traffic Regulation Orders);-
- Measures to control noise and vibration during construction
- Measure to control the emission of dust and dirt during construction: and
- Details of public engagement both prior to and during construction work

1.3 Summary of the remaining planning conditions.

1 Reserved Matters

"The permission hereby granted is an outline permission under S92 of the Town and Country Planning Act 1990 (as amended) and an application for the approval of the Local Planning Authority to the following matters must be made not later than the expiration of 3 years beginning with the date of this permission:-

(a) Layout;
(b) Scale;
(c) Appearance; and
(d) Landscaping"

2 Performance/Compliance

The development hereby permitted shall be begun either before the expiration of 3 years from the date of this permission, or before the expiration of 2 years from the date of approval of the last reserved matters to be approved, whichever is later.

3 Performance/Compliance "Approved Plans
The development hereby permitted shall be carried out in accordance with the following approved plans:
DLA.1552.L003.01 Rev D;
120843/A/11 Rev C;
120843/A/05 Rev B;
120843/SK/13 Rev A;
120843/SK/14 Rev A;
120843/AT/A01 Rev A;
120843/AT/A02 Rev A; 1
20843/AK/15 Rev A;
and the Ecological Assessment (April 2015)"

4 Reserved Matters
The development hereby permitted shall be limited to no more than 90 dwellings and the reserved matters submitted pursuant to condition no1 shall generally accord with the principles shown on the drawing entitled 'Block Plan'.

5 Reserved Matters
The buildings hereby approved shall not exceed two-storeys in height.

6 Reserved Matters
Detailed plans and particulars of the Reserved Matters submitted to the Local Planning Authority pursuant to Condition no 1 shall include a phasing plan and schedule to show how the development of the site is to be carried out in numbered phases. The development shall be carried out in accordance with the approved schedule and phasing.

7 Pre-Commencement
Prior to the commencement of development, details of a foul water drainage system (including details of its siting, design and subsequent management/maintenance, if appropriate) shall be submitted to the Local Planning Authority for written approval. No dwelling shall be occupied until works for the disposal of sewage have been fully implemented in accordance with the approved details.

8 Pre-Commencement
Prior to the commencement of any site clearance of preparation works, a detailed ecological mitigation and enhancement scheme, including timing for implementation, shall be submitted to the Local Planning Authority for approval. The scheme shall be based on the mitigation and enhancement details set out in section 9 of the submitted Ecological Assessment dated April 2015. The scheme shall include provision for further badger survey work and sensitive hedgerow and vegetation removal. The development shall be carried out in accordance with the approved scheme and timetable.

9 Reserved Matters
Detailed plans and particulars of the Reserved Matters submitted to the Local Planning Authority for approval pursuant to Condition no1 shall include full details of a proposed surface water drainage scheme. The design should follow the hierarchy of preference for different types of surface water

drainage disposal systems as set out in Approved Document H of the Building Regulations, the recommendations of the SUDS Manual produced by CIRIA.

10 Pre-Commencement

The development shall not proceed until written consent has been approved in writing from the Lead Local Flood Authority (WSCC) or its agent (ADC) for the discharge of any flows to watercourses, or the culverting, diversion, infilling or obstruction of any watercourse on the site. Any discharge to a watercourse must be at a rate no greater than the pre-development run off values.

11 Pre-Occupation

Prior to the occupation of any dwelling hereby approved, full details of the maintenance and management of the SuDs system set out in a site-specific maintenance manual, shall be submitted to and approved in writing by the Local Planning Authority. The manual shall include details of financial management and arrangements for the replacement of major components at the end of the manufacturers recommended design life. Upon completed construction of the SuDs system, the owner or management company shall strictly adhere to and implement the recommendations contained within the manual.

12 Reserved Matters

Detailed plans and particulars of the Reserved Matters submitted to the Local Planning Authority for approval pursuant to Condition no1 shall include full details of vehicular access onto Summer Lane. The development shall be carried out in accordance with the approved details and shall be implemented prior to the occupation of any dwelling in each respective phase.

13 Pre-Occupation

Visibility splays of 2.4 metres by 25 metres shall be provided at the proposed site vehicular accesses onto Summer Lane in accordance with the approved planning drawings. Once provided the splays shall thereafter be maintained and kept free of all obstructions over a height of 0.6 metre above adjoining carriageway level or as otherwise agreed. The approved details shall be implemented prior to the occupation of any dwelling in each respective phase.

14 Pre-Occupation

No part of the development in any phase shall be first occupied until a footway has been constructed along the north side of Summer Lane, the Summer Lane/Pagham Road junction has been realigned, and the other works as indicatively shown on drawing number 120843/A11 Revision C have been provided in accordance with plans and details submitted to and approved in writing by the Local Planning Authority, in consultation with the Local Highway Authority.

15 Reserved Matters

Detailed plans and particulars of the Reserved Matters submitted to the Local Planning Authority for approval pursuant to Condition no1 shall include full details of the proposed parking bay and crossing point on Summer Lane, as detailed on the submitted plan entitled 'Block Plan'. The development shall thereafter be carried out in full accordance with the approved details and implemented in full before the first dwelling is occupied.

17 Pre-Commencement

No development shall take place within each respective phase of development until the applicant has secured the implementation of a programme of archaeological work in accordance with a written scheme of investigation which has been submitted by the applicant and approved by the Planning Authority. The development shall be carried out in accordance with the approved details.

18 Reserved Matters

Detailed plans and particulars of the Reserved Matters submitted to the Local Planning Authority for approval pursuant to Condition no1 shall include the full details, measures, monitoring and subsequent reporting, as set out in the approved Travel Plan which is included in the submitted Transport Statement. The approved measures shall be implemented in full prior to the occupation of any dwelling hereby approved.

19 Pre-Commencement

Development shall not commence in each respective phase of development (including site clearance), until mitigation measures detailed in the submitted Tree Survey and Arboricultural Impact Assessment have been implemented in full. The mitigation measures shall be retained in full during the construction phase of each respective phase of development.

20 Reserved Matters

"Detailed plans and particulars of the Reserved Matters submitted to the Local Planning Authority for approval pursuant to Condition no1 shall include a landscape management plan, including long-term design objectives, management responsibilities and maintenance schedules for all landscape areas other than privately owned domestic gardens. The landscape management plan shall be implemented in accordance with the approved details.
"

21 Pre-Commencement

No development shall take place until details of laying out, timetable for provision and maintenance of the area shown on the approved plans for Public Open Space have been submitted to and approved in writing by the Local Planning Authority. The layout details submitted under planning condition 1 (layout) shall define the boundaries of the Public Open Space areas, their intended use, any items of equipment, means of enclosure and all other structures to be installed. The scheme shall also include details of dedicated dog walking routes and 'off lead' dog walking areas. The development shall be carried out in accordance with the approved details.

22 Pre-Occupation

Prior to the occupation of any of the dwellings hereby approved, a strategy for the provision of the highest available headline speed of broadband provision for future occupants of the site shall be submitted to and approved in writing by the Local Planning Authority. The strategy shall take into account the timetable for delivery of 'superfast broadband' (defined as having a headline access speed in excess of 24Mb or more). The strategy shall seek to ensure that upon occupation of a dwelling, the provision of the highest available headline speed of broadband service to that dwelling from a site-wide network is in place and provided as part of the initial highway works and in the construction of frontage thresholds to dwellings that abut the highway. Unless evidence is put forward and agreed in writing by the Local Planning Authority that technological advances for the provision of a new broadband service for the majority of potential customers will no longer necessitate below ground infrastructure, the development of the site shall be carried out in accordance with the approved strategy.

23 Pre-Commencement

Prior to the commencement of any phase of the approved development, a scheme detailing the physical works and a timetable to provide a minimum of at least 10% of the total energy demand from the development comprising renewable or low carbon energy generation on site, shall be submitted to and approved in writing by the Local Planning Authority. Thereafter the development shall be carried out in complete accordance with the approved scheme prior to first occupation of each respective phase, and retained so in perpetuity.

24 Reserved Matters

Detailed plans and particulars of the Reserved Matters submitted to the Local Planning Authority for approval pursuant to Condition no1 shall include a scheme of mitigation in order to restrict the potential for vehicle parking in the vicinity of the proposed eastern access onto Summer Lane. Such approved measures shall be implemented in accordance with the approved details and retained thereafter.

25 Reserved Matters

Detailed plans and particulars of the Reserved Matters submitted to the Local Planning Authority for approval pursuant to Condition no1 shall include full details of the proposed car parking spaces associated with each dwelling. Such approved spaces shall thereafter be retained at all times for their designated use.

26 Reserved Matters

Detailed plans and particulars of the Reserved Matters submitted to the Local Planning Authority for approval pursuant to Condition no1 shall include a schedule of materials and finishes to be used in the external walls and roofs of the buildings. A 'statement of detail' shall be submitted setting out details of the proposed windows and doors, details of depths of recess/reveal from the brickwork, sills and lintels, brick bonding, brick detailing, eaves detailing and rainwater goods. The materials and 'statement of detail' as approved shall be used in the construction of the buildings.

2 Site Information and Consented Development

2.1 Site and Surrounding Area

2.1.1 DESCRIPTION:

The site is three parcels of land located off Summer Lane, Pagham. The sites are currently open space / fields behind and beside the residential properties in Summer Lane.

Please refer to Appendix B for Traffic Route Management Plan for location details.

2.2 Scheme Description / Scope of works

2.2.1 The project consists of a 90 timber framed residential properties of single and two storeys.

The key construction stages are as follows:

- S278 works including service diversions
- Road widening
- Roads to estate including services and streetlights
- Groundworks to oversite
- Erection of timber frames
- Roof, windows and brickwork to timber frames
- First fix all trades
- Plasterboard and plaster

- Second fix all trades, service connections
- Paint
- Finals all trades and carpets
- External finishing's

2.3 Sensitive Receptors

2.3.1 Table 2.1 below lists a number of receptors which have been identified as being potentially sensitive to the works to be undertaken during the construction of the Development due to their proximity to the Site and nearby access road.

Table 2.1 Receptor in the Vicinity of the Proposed Development that are Potentially Sensitive to Construction Works

Receptor	Location and / or impact
Neighbours	Noise Dust Fumes Litter Vibration Vehicle movements
Air quality	Dust Fumes
Ground and groundwater	Site clearance On site earth moving operations Pollution spills Vibration Dust
Watercourses	Pollution spills Litter Dust / silt
Protected Species	Translocation of the following:- Common Lizards Slow Worms Grass Snakes Refer to Ecology Mitigation Strategy prepared by Aluco Ecology Ltd July 19 Rev A
Existing utilities	**Water-** Is located in Summer Lane **Electric-** Substation is located in Summer Lane **BT** Is located in Summer Lane Please refer to Appendix.

2.4 Environmental Impact and Mitigation / Control Measures

2.4.1 The table below lists Environmental Impacts and Mitigations which have been identified as being potentially sensitive to the works to be undertaken during the construction of the Development.

Ecology	Reptiles to be relocated as stipulated in Ecology report.
Transport	The Traffic Management Plan can be found within Appendix 2 and details the following: - Vehicle routes - Parking - Vehicular/pedestrian access/egress from site - Segregation of vehicles/plant and pedestrians/operatives - Material unloading areas - Crane hard standings Signage will be displayed at junctions on the routes to the site from the main road to help drivers navigate and reduce the likelihood of large vehicles having to attempt to turn around causing obstructions and hazards associated with reversing vehicles on carriageways.
Noise and Vibration	No construction operations and deliveries are permitted to take place outside 8am – 6pm All contractors will be required to control and limit noise and vibration levels so that current legislative standards are not exceeded, i.e. the noise limits referenced in Table E.1 Annex E of BS5228:2009 and A1:2014 Part 1
Air quality	Areas of hardstanding and permanent road surfaces will be constructed as soon as possible on site. Until this time and in areas of unsurfaced roads and where significant dust creation is identified, ground conditions will be compacted using static sprinklers, bowsers, where necessary. All processing plant and vehicles carrying loose aggregate and workings will be covered or shielded to reduce/avoid dust emissions.
Ground Conditions	The report compiled by Ashdown Site Investigations Ltd Report No R16-11602 produced in September 2016 identified a

	bearing pressure of 100kn/m2 in the London Clay formation. No elevated levels of contaminants were identified within this report.

3 Control of the Construction Process

3.1 Roles and Responsibilities

3.1.1 The anticipated roles and responsibilities of the key parties involved in the construction works are set out below. However, it should be noted that all members of staff are responsible for ensuring the requirements of the CEMP are followed.

Main Contractor

3.1.2 Drew Smith will appoint contractors to develop specific phases on their behalf. They will appoint a Site Manager, full details of which will be included within the CMS.

Architect

3.1.2 Architect is:-

Contact: Kenn Scadden Associates

Address: Concept House
North End
Portsmouth
Hampshire
PO2 8AA

Telephone: 02392 679819

3.1.3 Engineers is:-

Contact: Rogers Cory Partnership

Architectural and Civils Partnership

Address: The old school

Old School Road
Hook
Hampshire
RG27 9NJ

Telephone: 01256 769269

Site Manager

3.1.4 The Site Manager will be allocated to this project prior to commencement and will be responsible for the day to day management of Health and Safety, Environmental and Quality Performance during the construction of the Proposed Development. The Site Manager will also be responsible for implementing the CEMP, including the development of a detailed Environmental Action Plan for delivering the CEMP, monitoring the performance of sub-contractors and maintaining records to demonstrate compliance with and implementation of CMS.

3.1.5 In addition, the Site Manager will be responsible for ensuring that all staff and operatives receive a site specific health, safety and environmental induction prior to starting work on-site and are provided with relevant information concerning environmental sensitivities and protection measures.

3.1.6 The Site Manager will be responsible for reviewing all risk assessment method statements and ensuring an appropriate programme of tool box talks are developed and effectively communicated.

3.1.7 All queries and complaints from the public and local community will be directed to the Site Manager who will be responsible for responding to these and maintaining a register of complaints.

Internal Team

3.1.8

Description	Person(s) Responsible
Contracts Manager	Lee Howard
Site Manager	TBC
Health and Safety Advisor	Adrian Shipley
Contracts Surveyor	Ben Alford / Fleur Giles
Technical Manager	Peter Drury
Produce CEMP	Lee Howard
Site Inspections	Regular site inspections to be carried out to check all site operations, identify environmental risks and implement controls

All Staff and Subcontractors

3.1.9 All staff and subcontractors have the responsibility to:

- Work to agreed plans, methods and procedures to eliminate and minimise environmental impacts (including the CEMP);

- Understand the importance of avoiding pollution on-site, including noise and dust, and how to respond in the event of an incident to avoid or limit environmental impact;
- Report all incidents immediately to their line manager;
- Monitor the work place for potential environmental risks and alert the immediate line manager if any are observed; and
- Co-operate as required, with site inspections and audits.

Table 3.1 Key Contacts

Operations Director
Adrian Cator
Galliford Try Partnerships
01489 861400

Site Manager
TBC
Drew Smith
01489 861400

Ecologist
Aluco Ecology Ltd
Pencairn
Penmener
The Lizard
Cornwall
TR12 7NR
01962 886633

Arboriculturalist
Arbor-Call
01962 840003

3.2 Training and Raising Awareness

3.2.1 The raising of environmental and health and safety awareness is viewed as a crucial element in the appreciation and implementation of the CEMP. This CEMP will be distributed to members of the project team, including suppliers and subcontractors as necessary to ensure that environmental and health and safety requirements are adequately communicated.

3.2.2 The Site Manager is responsible for ensuring that all people on-site are provided with relevant information concerning environmental protection. A system should be operated on-site whereby all staff and operatives receive a site specific safety and environmental induction prior to commencing any work on-site.

3.2.3 All information is relayed to personnel by the nominated person during Site Induction and continued through by Toolbox Talks. The Site Manager is the nominated person.

3.3 Reporting

3.3.1 Any problems are reported to the Site Manager, and the Operations Director, Adrian Cator for his comments.

3.4 Complaints and Incidents

3.4.1 The Site Manager will develop and implement an appropriate queries / complaints procedure and details of whom to contact in the event of a complaint will be displayed on signage on the perimeter hoarding.

3.4.2 Logging a complaint / incident will be done by Site Manager.

Table 3.2 Incident and Complaints Log

Date	Recorded by	Concerning	Incident

3.4.3 The formal procedure for handling project complaints/concerns will be developed and agreed by the principal contractor / site manager but may include a procedure similar to that detailed below:

- Stakeholders (i.e. the general public, local authority etc.) will be able to report any concerns complaints or other comments to site manager in writing, by email or in person at the site offices. Site contact details should be provided at site entrances, on perimeter hoardings and possibly at appropriate community locations;
- The site manager will take full details of the concerns expressed and ensure that a formal assessment is commenced of the reported concern. They will also issue an initial response to the person who has submitted the complaint / concern. They will also issue an initial response to the person who has submitted the complaint / concern confirming its receipt;
- The site manager will undertake an investigation to assess what corrective and preventative action, or further investigation is necessary;
- Any corrective measures / actions will be implemented with associated implementation dates being recorded;
- Following implementation of the corrective action and agreement with the relevant stakeholder that the complaint has been adequately addressed the case will be closed and date recorded.

3.5 Public Relations and Community Relations

Meeting the locals

3.5.1 General information regarding the development will be provided to neighbours affected by the work and the form and format for regular communication will be organised in liaison with established community groups to ensure effective and regular communication is maintained throughout the development period regarding programming and construction activities.

4 Construction Management

4.1 Description of Construction Works

4.1.1 The main elements of construction works associated with the different components of the proposed development are summarised in Table 4.1 below

Table 4.1 Overview of Construction Works

Works	Description
Phase 1 Enabling works	Ecology and S278 Works
Phase 1	Eastern Site
Phase 2	Western Site

4.2 Description of Construction Works

4.2.1 Commencement date to be confirmed

4.2.2 The above timescales are estimates based upon current market conditions and likely build rates.

4.3 Construction Equipment

4.3.1 Plant typically to be used for this site are listed below:-

- Excavators
- Dumpers
- Forklift
- Mobile Crane
- Silo
- Skips
- Disk cutters
- Drills
- Hiab lorries

4.3.2 The impacts associated with the use of this equipment/activities on noise and air quality and the environmental control measures which are recommended are discussed in Section 5.

4.4 Hours of Working (Hours of Operation)

4.4.1 The standard working hours for all construction activities will be from:

- 8am to 5pm Monday to Friday

4.5 Construction Traffic Management Plan

Vehicles:

4.5.1 Traffic and Traffic operatives will follow the information set out below:

- All vehicles to switch off engines – no idling vehicles (noise and emission prevention)
- All loads of loose material entering and leaving site to be covered
- No site runoff of water or mud onto the adjacent public highway will be permitted
- The site manager will be responsible for ensuring that suitable measures are in place to ensure roads are kept clean
- Consolidate / hard surfacing and effective cleaning of haul routes and appropriate speed limit around site
- Ensure plant is regularly maintained, any plant showing signs of black smoke should be taken out of use. Well maintained modern plant helps reduce noise levels
- Use low Sulphur diesel
- Delivery times and routes will be issued to our subcontractors and suppliers
- Suppliers / subcontractors will be sent away by site management should they ignore these requirements at their cost

Pedestrians/Personnel:

4.5.2 The pedestrian route will be clearly defined to ensure that there is no crossing of pedestrians through the vehicular route.

4.5.3 The general public will be excluded from the works area using appropriate fencing and signage.

4.5.4 Health and Safety signage will be displayed at appropriate locations throughout the works.

4.5.5 All visitors will be required to sign in and out of the site on a daily basis

4.6 Storage of Plant and Materials

4.6.1 The Site Manager will inspect daily the site area for spillage, an incident form will be completed should any be found, and forwarded to HQ so we can avoid reoccurrences

4.6.2 The Site Manager will inspect bunds and drip trays, more frequently during periods of bad weather

4.6.3 Rainwater should be kept from entering bunds and drip trays. The Site Manager will be responsible for overseeing the emptying of drip trays bunds adhering to control procedures

4.6.4 Information will be displayed on spill kits and within the site office covering emergency actions and contact details. The EA and Southern Water contacts will be prominently displayed and used should any incident occur which could impact upon ground water

4.6.5 Hazardous chemicals, which may harm staff and the environment, should be stored in an appropriate container within a ventilated store

4.6.6 COSHH assessments covering all substances on site will be kept within the site office and operatives will be appropriately trained in emergency procedures

4.6.7 The Site Manager will be responsible for updating the register

4.6.8 Plant should be regularly maintained, and removed from site immediately if found to be leaking

Dealing with Spillages

4.6.9 Use bunded areas for refuelling as indicated on the Compound Plan

4.6.10 Drip trays will be used when refuelling and care should be taken with hoses running between mobile plant and tank to avoid spillages and contain any leakage

4.6.11 Spill kits will be provided adjacent to refiling sites

4.6.12 Operators will be spill kit trained and kits will be inspected at regular intervals by the Site Manager to ensure supplies are maintained

4.6.13 Refuelling procedures will be covered in the site induction, though only trained operatives will be permitted to carry out the procedure

4.6.14 Small plant should be refilled within the designated area

4.6.15 Small/mobile/static plant such as generators, compressors, pumps etc. will have drip trays

4.6.16 Clean spillages using agreed wet handling methods

4.7 Handling of Plant and Materials

4.6.17 The handling of plant materials will be managed by the appointed Contractor.

4.8 Health and Safety Management

4.8.1 Drew Smith are committed to promoting a positive safety culture. The enforcing authority for health and safety on construction sites is the Health and Safety Executive (HSE) who will be notified of all construction works prior to their commencement on site.

4.8.2 The Site Manager will maintain a register of accidents, incidents, near misses and complaints. Contractors failing to maintain the required safety standards may be excluded from the approved tender list of future work.

4.8.3 All works will be carried out in accordance with all legal compliance and all other acts, regulations and Codes of Practice and site rules relating to the works will be observed.

4.8.4 No bonfires are to be permitted in any case

4.8.5 When laying and using Bitumen, do not overheat bitumen and cover pots

4.8.6 Use great care in all processes to prevent spillages and extinguish any accidental fires immediately

4.9 Security On-Site

4.9.1 Only authorised persons will be allowed on Site. A Site Risk Assessment will be produced which will detail how security will be managed on the Site. Any person identifying unauthorised personnel on-site should contact the Site Manager who will take appropriate action and ensure the unauthorised person leaves the Site safely.

4.10 Considerate Constructors

4.10.1 In order to maintain a high standard of good practise at this development, all staff and contractors will be advised of the below values:

- **Consideration**: All work to be carried out with positive consideration to the needs of all potentially affected parties and the environment in general;
- **Environment**: Minimising noise and dust from construction, attention of waste management and avoidance of pollution;

- **Cleanliness**: The working site is to be kept clean in good order at all times;
- **Good Neighbours**: Full and regular consultation with neighbours regarding programming and site activities;
- **Respectful**: Respectful and safe standards of dress shall be maintained. Lewd or derogatory behaviour will not be tolerated;
- **Safe**: Construction operatives and site vehicle movements are to be carried out with great care and consideration for the safety and security of the general public and site personnel;
- **Responsible**: Considerate Constructors will ensure that all site personnel and any other persons working on the site understand and implement these values;
- **Accountable**: Posters relating to the scheme will be displayed around the site giving names and telephone numbers of staff who can be contacted in response to issues raised by the general public or other persons affected by the site operation.

5 Environmental Control Measures

5.1 Public Access and Traffic Management

5.1.1 Construction traffic associated with the proposed development will access the site from the direction of Pagham Road. Please refer to traffic route plan enclosed for full details.

5.1.2 Where possible, measures will be adopted to ensure that construction traffic travels minimal distances along sensitive routes (residential or congested roads) and those vehicles are kept clean and sheeted when on public highways.

5.1.3 Action will be taken to minimise and control any nuisance arising from construction traffic by using measures such as controlling vehicle speed, use of sweepers, wheel washing and keeping all site entrances clean.

5.2 Waste and Materials Management and Storage

5.2.1 Waste and materials management will be the responsibility of the Site Manager. Please refer to enclosed Site Set Up plan for full storage details.

5.3 Noise and Vibration

5.3.1 The construction works are likely to follow the generic mitigation measures as listed below:

- Plant and equipment will be regularly maintained to ensure optimum performance of any fitted sound reducing devices, e.g. exhausts.
- Toolbox talks will be held with site operatives to promote being a “Good neighbour”.
- A site induction will take place and will cover appropriate use of radios and being considerate to neighbours.
- Equipment and vehicles to be shut down when not in use
- Where necessary, any permanent noise barriers would be constructed as early as possible in the construction programme.
- Hours of operation will be restricted as indicated in Section 4.4

5.4 Dust & Air Quality

5.4.1 During the construction phase, there will be various site clearance works and activities undertaken, which all have the potential to generate particle emissions arising from dust and smoke. Outlined below are typical generic measures that will be implemented to minimise the effect of air pollution:

- Minimise dust generating activities. Machinery and dust causing activities are to be located away from sensitive receptors;
- Use water as dust suppressant where applicable, dust suppression should consist of "mist spraying" only;
- Whenever possible keep stockpiles or mounds away from the site boundary, sensitive receptors, water courses and surface drains;
- Whenever possible securely cover skips with polythene or tarpaulin;
- Use mechanical road sweepers on all adjacent roads during periods of dry weather. Site Manager to arrange regular inspections of site and local network.

5.4.2 The table below demonstrates the main sources of particle emissions during construction activities and the controls required to minimise pollution.

Table 5.1

Activity	Remedy
Dust blown up from Roadways	Dampen down with water from a fine water spray
Materials / dust being blown from skips	Cover skips with tarpaulins or similar
Dust blown from areas around site	Erect Fencing (permanent) where possible or hoardings to cut down on airborne dust
Smoke, ash	No burning on site
Exhaust from mechanical plant	Ensure plant is regularly maintained, any plant showing signs of black smoke should be taken out of use. Use low sulphur diesel.
Dust arising from materials / storage	Cover materials with polythene or tarpaulin

5.5 Ecology & Biodiversity

5.5.1 Prior to any works commencing (and at any time during construction for advice) please contact our Ecologist.

5.5.2 To minimise the risk of killing and, or injuring reptiles, any ecology fencing must be kept clear and intact during construction.

5.5.3 The ecologist must be in supervision for vegetation clearance and tree felling

5.5.4 No tree felling or lopping works to be undertaken during bird nesting season (March – August inclusive) to reduce the risk of disturbing, damaging, and destroying active nests and their occupants.

5.5.5 Erect Ecology and Tree protection fencing in accordance with the Ecology and Arboricultural reports

5.5.6 Ecology related constraints on this site are as follows:

Table 1: Summary of Anticipated Protected Species & Habitats Mitigation

	S	O	N	D	J	F	M	A	M	J	J	A	S	O	N	D	J	F	M	A	M	J	J	A
Vegetation																								
Protect retained vegetation with fencing																								
Creation of new habitats in SANG/open space																								
Nesting Birds																								
Principal Cutting of woody vegetation period																								
Bats																								
Safe Tree Felling (any trees with bat roost features)																								
Badger																								
Update Survey																								
Sett Closure under Licence																								
Water Vole																								
Survey for Water Vole signs (main survey period)																								
Creation of new wetland habitat (early in process)																								
Mitigation destructive search (if required) (or)	?	?							?												?			
Works under Licence (if required)									?												?			
(nb Water Vole strategy will need to be updated following results of re-survey, timings above are based on guidelines, but a detailed strategy will refer to local situation/results)																								
Reptiles																								
Mitigation and translocation																								
Destructive Search																								

5.6 Tree Protection

5.6.1 Some trees and hedgerows will need to be either wholly removed or partially removed to enable the proposed development to take place. This will need to be agreed with the existing neighbour before work commences. Tree protection will be erected in accordance with the attached drawings.

5.6.2 Prior to any works commencing please contact our Arboriculturalist to arrange a pre-start meeting. A further meeting to inspect installed tree / ground protection measures will also be required.

5.6.3 Outlined below are typical measures that will be implemented to minimise the effect on protected trees:

- Tree protection fencing to be erected prior to any on site activities in accordance with the Aboricultural Impact Assessment
- No materials to be stored within the tree protection area
- No plant or site personnel to enter tree protection area
- No reduction or raising of soil levels within tree protection area

- No tree felling or lopping works to be undertaken during bird nesting season (March – August).
- Works within tree root zones to be undertaken under supervision of appointed Aboriculturalist
- Penalties for contravention of a TPO can result in a fine at Magistrates or Crown Court depending upon extent of damage

5.7 Contaminated Land Procedures

5.7.1 Should any areas of contamination be encountered; the LPA will be notified immediately and these will be dealt with in an appropriate manner.

5.7.2 All workers on-site will be made aware of potential contamination issues on the Site and will use best practice techniques during the construction phase.

5.8 Hydrology & Water Quality

5.8.1 The following generic mitigation measures are proposed to protect the water environment:

- All site works will be undertaken with suitable temporary drainage measures in place.
- Strict control of the site boundaries will be enforced by the Site Manager, including minimal land clearance and restrictions on the use of machinery near water bodies.
- The design of the SUDS and the use of pollution prevention control measures will ensure that the development does not affect groundwater,
- Cleared land should be replanted or vegetated as soon as practicable to minimise the extent of exposed land and the volume of surface water run-off.

5.9 Visual Impacts

5.9.1. Existing boundaries to be maintained. The proposed new site entrance will be sympathetically reinstated at the end of the project.

5.10 Artificial Lighting

5.10.1 Light spill and glare during construction will be minimised by the controlled and sympathetic use of lighting taking into account the location of sensitive receptors both on and surrounding the site.

5.10.2 The following best practice measures will be implemented during the construction works:

- Lighting to be switched off when not required for construction activities or for security / health and safety.
- Light spill will be minimised by avoiding poorly sited lights on the Site boundary.
- The programme of works will take into account the location of sensitive receptors, in particular the residential properties, ecological species sensitive to changes in ambient lighting levels, pedestrians and road users, through the careful selection of the compound locations, restricting hours of operation and through control and careful direction of lighting used.

5.11 Emergency Procedures

5.11.1 Pathways for pollution to escape should be removed and/or easily intercepted. This can be achieved through isolating polluting materials from drainage infrastructure and ensuring that there are appropriate methods for intervention and containment. More information on dealing with spillages and storage of chemicals, fuels etc. is found within Section 4.6.

5.11.2 A set of standardised emergency response procedures will govern the management of environmental incidents. Construction contractors will be required to adhere to and implement these procedures and ensure that site operatives are familiar with the emergency arrangements.

6 Conclusion

6.6.1 All this information is relayed to personnel by the nominated person during Site Induction and continued through by Toolbox Talks. The Site Manager is the nominated person.

6.6.2 Any problems are also reported to the Site Manager for his comments.

6.6.3 The following information sheet will be discussed at each person's site induction and continued through tool box talk by the Site Manager.

6.6.4 Each sub-contractor will be informed how and when he can help to cut down on air pollution at the pre-start meeting.

6.6.5 Any breaches will be notified to the site contractor in writing.

Appendix A – Existing Services

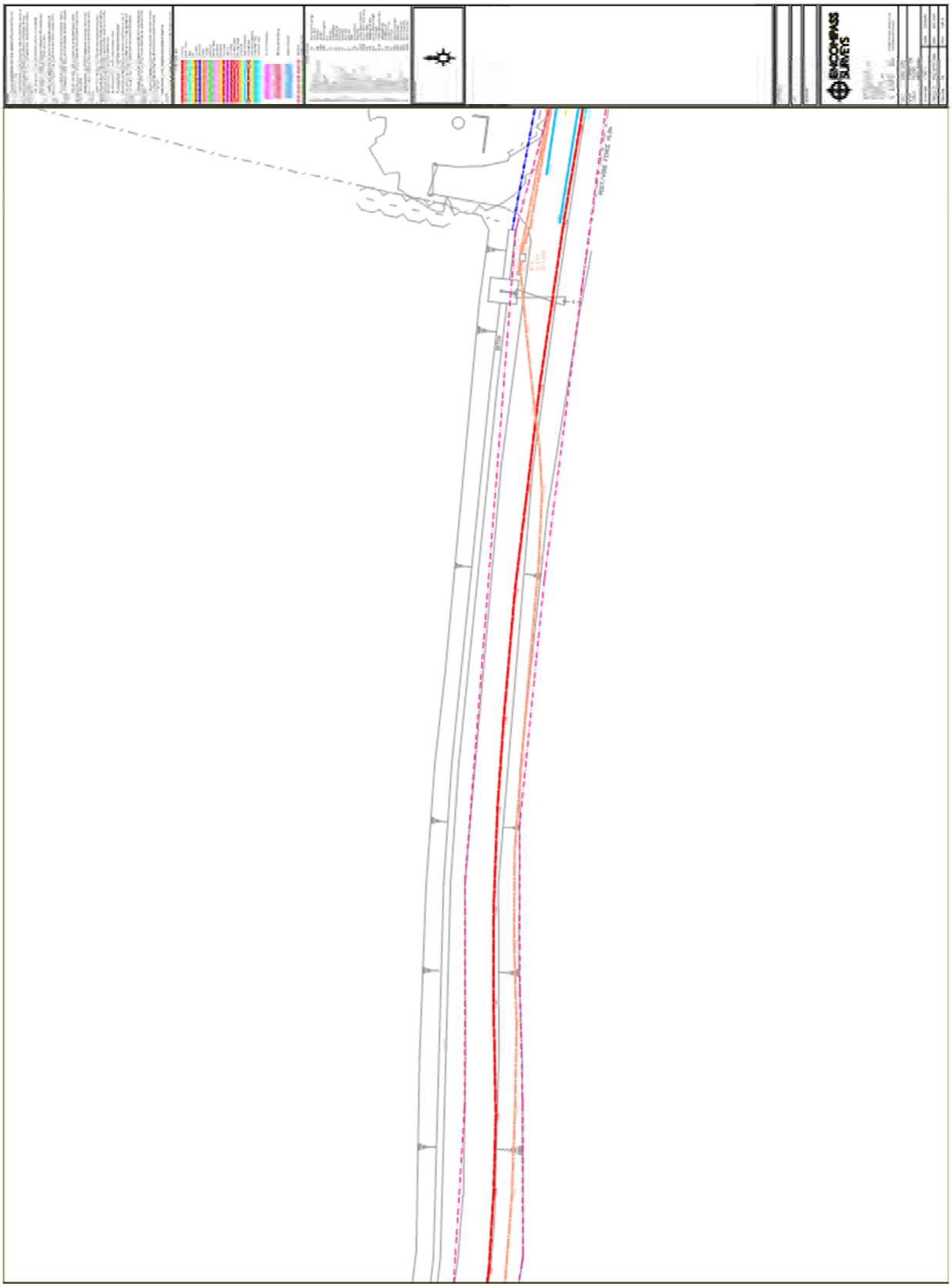

COMPASS SURVEYS

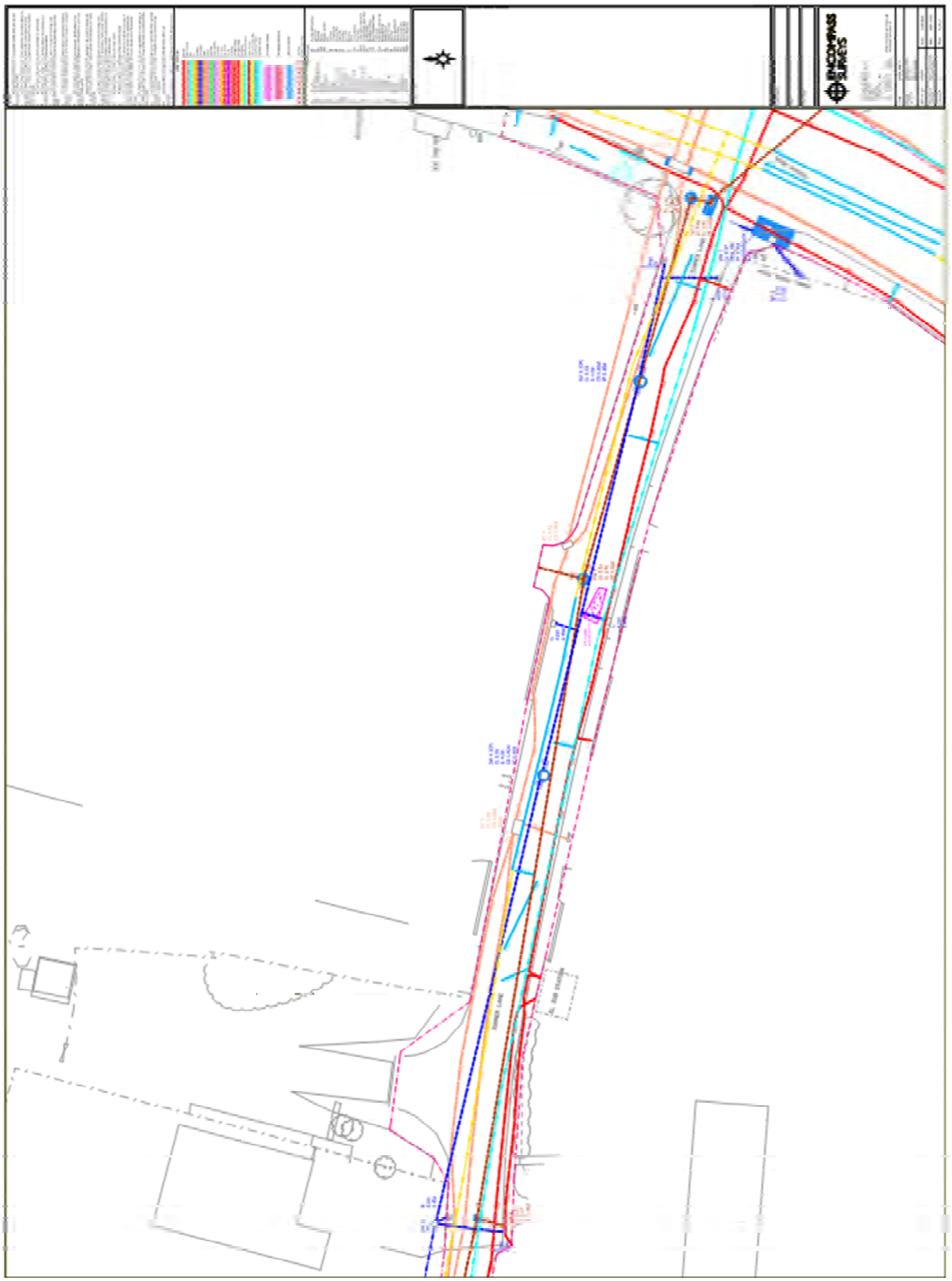

Appendix B – Traffic Route Plan

SITE: Summer Lane
ADDRESS: Land Off Summer Lane, Pagham, West Sussex, PO21 4NG
Traffic Roue Plan
Please read in conjunction with the Construction and Environmental Management Plan

Appendix C – Site Set Up Plan

N

0 10 20 50 100

(SCALE 1:1000 @A1)

GENERAL NOTES:

1. This drawing is the copyright of Kenn Scaddan Associates Ltd and may not be copied, altered or reproduced in any form or passed on to a third party without written consent. If in doubt ASK.
2. The drawing reflects current standards and legislation agreed for this project at the time of original issue.

Schedule of Accommodation

WESTERN PARCEL - (44 units)

- 2no. 3 Bed Houses (TYPE A) 93m² - 97m²
- 2no. 4 Bed Houses (TYPE B) 122m²
- 4no. 2 Bed Houses (TYPE C) 79m²
- 7no. 3 Bed Houses (TYPE D) 102m² - 104m²
- 10no. 3 Bed Bungalows (TYPE F) 92m²
- 9no. 3 Bed Houses (TYPE G) 98m²

Sub Total - 34 Units

AR - Affordable Rent

- 2no. 3 Bed Houses (TYPE A) 93m² - 95m²
- 8no. 2 Bed Houses (TYPE C) 79m²

Sub Total - 10 Units

EASTERN PARCEL - (46 units)

- 4no. 3 Bed Houses (TYPE A) 93m² - 97m²
- 6no. 4 Bed Houses (TYPE B) 122m²
- 15no. 2 Bed Houses (TYPE C) 79m²
- 3no. 3 Bed Bungalows (TYPE E) 105m²
- 1no. 3 Bed Bungalows (TYPE F) 92m²

Sub Total - 29 Units

AR - Affordable Rent

- 17no. 2 Bed Houses (TYPE C) 79m²

Sub Total - 17 Units

REV	DATE	DESCRIPTION	REV BY	CKD BY

DREW SMITH HOMES

PROJECT

Land off Summer Lane
PAGHAM
West Sussex

DRAWING TITLE

Construction Site Set-Up and Traffic Management Plan

SCALE 1:1000@ A1

PROJECT NO.I DRAWING NO. DSH0201 - Site Set-Up

REVISION -

DRAWN BY PD

Drew Smith House, Mill Court, The Sawmills, Durley, Southampton, Hampshire SO32 2EJ

ARUN DISTRICT COUNCIL P/129/20/OOC

Appendix D- Construction programme

Line	Name	Duration	Start	Finish
1	**Pagham Target Programme**	**103w**	**27/01/2020**	**25/02/2022**
	Reptile mitigation works needs to be done this year (Urgent)			
2	Mobilisation and temp site set up	1w	24/02/2020	28/02/2020
3	278 works including diversions	18w	27/01/2020	07/12/2020
4	Full site set up in POS area (subject to ecology works being complete)	4w 4d	24/02/2020	26/03/2020
5	Road widening works with crossovers	10w	31/03/2020	12/06/2020
6	Sub station?	2w 2d	07/09/2020	22/09/2020
7	**Construction works**	**93w 3d**	**01/04/2020**	**25/02/2022**
8	**Site set up and roads infrastructure**	**3w 3d**	**01/04/2020**	**28/04/2020**
	Temporary sales unit in POS area on opposite side of road			
9	Temp water and elec supply	1w	01/04/2020	07/04/2020
10	Foul and Storm connections	3w	06/04/2020	28/04/2020
11	**Eastern Parcel**	**60w 3d**	**05/05/2020**	**23/07/2021**
12	**East Parcel Road including services and drainage**	**24w 1d**	**05/05/2020**	**22/10/2020**
13	East Road section 1	10w	05/05/2020	14/07/2020
14	East Road Section 2	8w	15/07/2020	09/09/2020
15	East Road Section 3	6w	11/09/2020	22/10/2020
16	Haul road between section 1&2	1w	26/10/2020	30/10/2020
17	**West Parcel Road inc services and drainage**	**24w 1d**	**05/06/2020**	**24/11/2020**
18	West Road Section 1	12w	08/06/2020	28/08/2020
19	West Road section 2	7w	01/09/2020	19/10/2020
20	West Road section 3	5w	21/10/2020	24/11/2020
21	**Foundations and substructures section 1 (46 Plots)**	**42w**	**01/06/2020**	**07/04/2021**
22	Sub Structures 1-3	3w 4d	01/06/2020	25/06/2020
23	Sub Structures 4-6	3w 4d	08/06/2020	02/07/2020
24	Sub Structures 43-46	4w 3d	15/06/2020	15/07/2020
25	Sub Structures 7-10	3w 3d	01/07/2020	24/07/2020
26	Sub Structures 40-42	3w 4d	13/07/2020	06/08/2020
27	Sub Structures 11-13	3w 4d	23/07/2020	18/08/2020
28	Sub Structures 14, 15 & 38-39	5w	31/07/2020	04/09/2020
29	Sub Structures 34-37	4w 3d	11/12/2020	02/02/2021
30	Sub Structures 16-19	4w 4d	05/01/2021	05/02/2021
31	Sub Structures 30-33	4w	19/01/2021	15/02/2021
32	Sub Structures 20-23	4w	02/02/2021	01/03/2021
33	Sub Structures 24-25	4w	16/02/2021	15/03/2021
34	Sub Structures 26-29	4w	23/02/2021	22/03/2021
35	Sub Structures 67-70	4w	09/03/2021	07/04/2021
36	**Foundations and substructures section 2 (454 plots)**	**44w 3d**	**06/07/2020**	**02/06/2021**
37	Sub Structures 47-49	4w 1d	06/07/2020	03/08/2020
38	Sub Structures 50 & 75	3w 4d	20/07/2020	13/08/2020
39	Sub Structures 76-80	4w	03/08/2020	28/08/2020
40	Sub Structures 62-65	3w 4d	10/12/2020	19/01/2021
41	Sub Structures 60-61	3w 4d	07/01/2021	02/02/2021
42	Sub Structures 57-59	4w 4d	21/01/2021	23/02/2021
43	Sub Structures 54-56	3w 4d	03/02/2021	01/03/2021
44	Sub Structures 66-68	3w 4d	11/02/2021	09/03/2021
45	Sub Structures 69-71	3w 4d	23/02/2021	19/03/2021
46	Sub Structures 72-74	3w 4d	03/03/2021	29/03/2021
47	Sub Structures 81-83	4w 3d	18/03/2021	21/04/2021
48	Sub Structures 84-85	4w 4d	06/04/2021	10/05/2021
49	Sub Structures 86-90	4w	20/04/2021	18/05/2021
50	Sub Structures 51-53 & 90	4w	05/05/2021	02/06/2021
51	**Section 1 superstructures/internal fit outs**	**53w**	**29/06/2020**	**23/07/2021**
52	**Plots 1-3**	**24w 3d**	**29/06/2020**	**17/12/2020**
53	Superstructures	11w	29/06/2020	14/09/2020
54	Service connections	4w	15/09/2020	12/10/2020
55	**Internals 1-3**	**18w 3d**	**10/08/2020**	**17/12/2020**
56	Internal fit out 1	18w	10/08/2020	17/12/2020
57	Internal fit out 2	18w	10/08/2020	17/12/2020
58	Internal fit out 3	18w 1d	10/08/2020	17/12/2020
59	External finishes	6w	23/09/2020	10/11/2020
60	**Plots 45-46**	**28w 4d**	**14/07/2020**	**15/02/2021**
61	Superstructures	11w	14/07/2020	29/09/2020
62	**Internals 43-46**	**15w**	**28/08/2020**	**15/01/2021**
63	Internal fit out 46	13w 4d	28/08/2020	15/01/2021
64	Internal fit out 45	13w 4d	28/08/2020	15/01/2021
65	Electric	1w	19/01/2021	25/01/2021
66	Gas	1w	26/01/2021	01/02/2021
67	Water	1w	02/02/2021	08/02/2021
68	Meter Connections	1w	09/02/2021	15/02/2021
	Internals 43-46			
69	Rear Patios, Paths, shed base, Top soil	2w	23/09/2020	06/10/2020
70	Front drives/fencing	2w	14/10/2020	27/10/2020
71	Turf and planting	1w	28/10/2020	03/11/2020
72	**Plots 42-44**	**28w 4d**	**10/08/2020**	**12/03/2021**
73	Perimter access scaffold	1w	10/08/2020	14/08/2020
74	Timber frame	3w	17/08/2020	07/09/2020
75	Roof coverings	1w	08/09/2020	14/09/2020
76	Stairs/Insulation & external windows and doors	1w	15/09/2020	21/09/2020
77	Brickwork including scaffold adaptions	4w	22/09/2020	19/10/2020

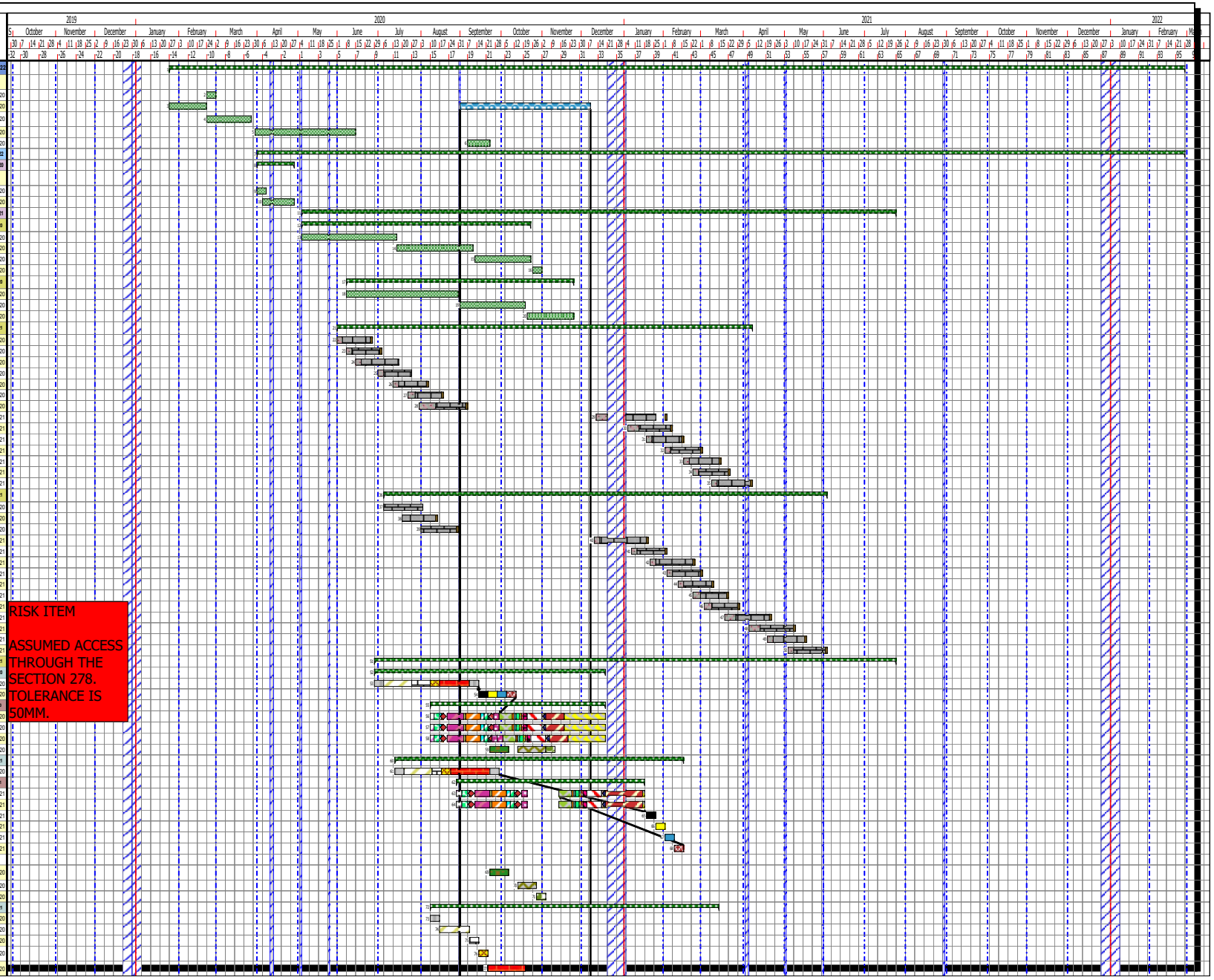

	Pagham Target Programme Revised 278	DSH0201	Revision no: A
		13/12/19	
		Lee Howard	

DREW SMITH

Line	Name	Duration	Start	Finish
78	Strike scaffold and dig trenches for service connections	1w	20/10/2020	26/10/2020
79	Internals 43-46	19w	04/09/2020	28/01/2021
80	Internal fit out 44	13w 4d	04/09/2020	21/01/2021
81	Internal fit out 43	13w 4d	04/09/2020	28/01/2021
82	Electric	1w	15/02/2021	19/02/2021
83	Gas	1w	22/02/2021	26/02/2021
84	Water	1w	01/03/2021	05/03/2021
85	Meter Connections	1w	08/03/2021	12/03/2021
	Internals 43-46			
86	External finishes	5w	20/10/2020	30/11/2020
87	Plot 4-6	22w 4d	01/09/2020	19/02/2021
88	Superstructures	11w	01/09/2020	16/11/2020
89	Service connections	4w	17/11/2020	14/12/2020
90	Fit out 4-6	17w 1d	09/10/2020	19/02/2021
91	Internal fit out 4	13w 4d	09/10/2020	05/02/2021
92	Internal fit out 5	13w 4d	16/10/2020	12/02/2021
93	Internal fit out 6	14w	22/10/2020	19/02/2021
94	Plots 7-10	24w	21/08/2020	19/02/2021
95	Superstructures	11w	21/08/2020	06/11/2020
96	Service connections	4w	09/11/2020	04/12/2020
97	Internals 7-10	19w 3d	30/09/2020	19/02/2021
98	Internal fit out 10	14w 1d	30/09/2020	05/02/2021
99	Internal fit out 9	13w 4d	14/10/2020	12/02/2021
100	Internal fit out 7	14w	21/10/2020	19/02/2021
101	Internal fit out 8	14w	20/10/2020	19/02/2021
102	External finishes	5w	02/11/2020	11/12/2020
103	Plots 11-13	29w 3d	25/08/2020	05/03/2021
104	Superstructures	11w	25/08/2020	10/11/2020
105	Service connections	4w	11/11/2020	08/12/2020
106	Internals 11-13	18w 1d	30/10/2020	05/03/2021
107	Internal fit out 11	13w 4d	30/10/2020	26/02/2021
108	Internal fit out 12	13w 4d	30/10/2020	26/02/2021
109	Internal fit out 13	13w 4d	05/11/2020	05/03/2021
110	External finishes	6w	18/11/2020	19/01/2021
111	Plots 40-42	23w 4d	15/09/2020	12/03/2021
112	Superstructures	11w	15/09/2020	30/11/2020
113	Service connections	4w	01/12/2020	11/01/2021
114	Internals 40-42	17w	02/11/2020	12/03/2021
115	Internal fit out 42	14w 2d	02/11/2020	05/03/2021
116	Internal fit out 41	14w 1d	10/11/2020	12/03/2021
117	Internal fit out 40	13w 4d	24/11/2020	12/03/2021
118	External finishes	6w	08/12/2020	08/02/2021
119	Plots 14,15 & 38,39	25w 3d	05/10/2020	16/04/2021
120	Superstructures	11w	05/10/2020	18/12/2020
121	Service connections	4w	04/01/2021	29/01/2021
122	Internals 14-15 & 38-39	18w 4d	20/11/2020	16/04/2021
123	Internal fit out 14	13w 4d	20/11/2020	19/03/2021
124	Internal fit out 15	13w 4d	27/11/2020	26/03/2021
125	Internal fit out 38	13w 4d	09/12/2020	09/04/2021
126	Internal fit out 39	14w	15/12/2020	16/04/2021
127	External finishes	5w	14/12/2020	05/02/2021
128	Plots 16-19	25w 4d	09/10/2020	23/04/2021
129	Superstructures	11w	09/10/2020	07/01/2021
130	Service connections	4w	08/01/2021	04/02/2021
131	Internals 16-19	17w	10/12/2020	23/04/2021
132	Internal fit out 16	13w 4d	10/12/2020	16/04/2021
133	Internal fit out 17	13w 4d	10/12/2020	16/04/2021
134	Internal fit out 18	13w 4d	17/12/2020	23/04/2021
135	Internal fit out 19	13w 4d	17/12/2020	23/04/2021
136	External finishes	5w	18/12/2020	11/02/2021
137	Plots 20-23	24w 1d	10/11/2020	14/05/2021
138	Superstructures	11w	10/11/2020	08/02/2021
139	Service connections	4w	09/02/2021	08/03/2021
140	Internals 20-23	18w 1d	05/01/2021	14/05/2021
141	Internal fit out 20	13w 4d	05/01/2021	29/04/2021
142	Internal fit out 21	13w 4d	05/01/2021	29/04/2021
143	Internal fit out 22	13w 4d	12/01/2021	07/05/2021
144	Internal fit out 23	13w 4d	12/01/2021	14/05/2021
145	Internal fit out 24	13w 4d	12/01/2021	14/05/2021
146	External finishes	5w	02/02/2021	15/03/2021
147	Plots 33-37	29w 2d	30/10/2020	11/06/2021
148	Superstructures	11w	30/10/2020	28/01/2021
149	Service connections	4w	29/01/2021	25/02/2021
150	Internals 33-37	19w 4d	20/01/2021	11/06/2021
151	Internal fit out 37	13w 4d	20/01/2021	20/05/2021
152	Internal fit out 36	13w 4d	20/01/2021	20/05/2021
153	Internal fit out 35	13w 4d	27/01/2021	27/05/2021
154	Internal fit out 34	13w 4d	27/01/2021	04/06/2021
155	Internal fit out 33	13w 4d	27/01/2021	11/06/2021
156	External finishes	5w	22/01/2021	04/03/2021
157	Plots 31-32	22w 3d	06/01/2021	17/06/2021
158	Superstructures	11w	06/01/2021	23/03/2021

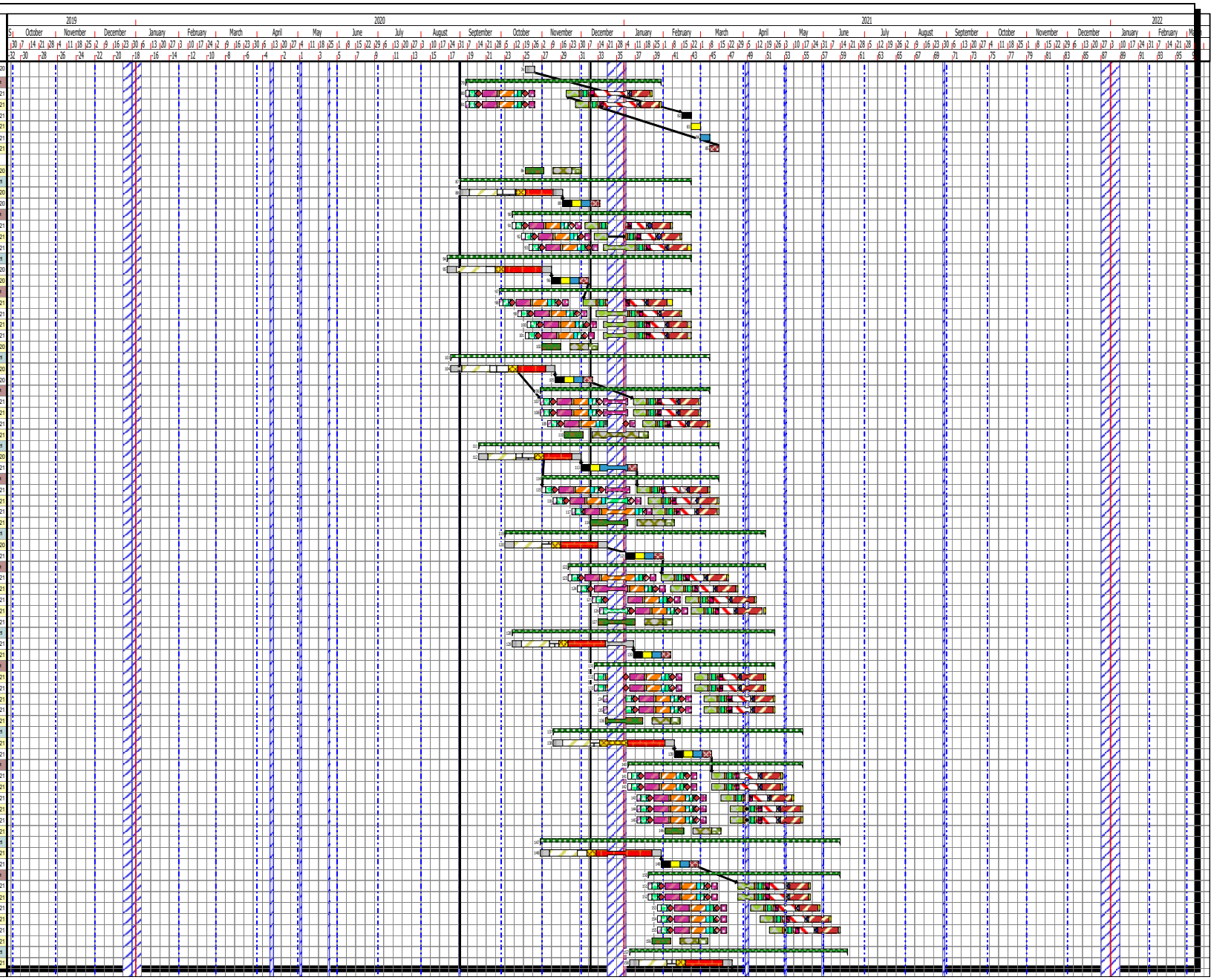

Pagham Target Programme Revised 278	DSH0201	Revision no: A	DREW SMITH
	13/12/19		
	Lee Howard		

Line	Name	Duration	Start	Finish
159	Service connections	4w	24/03/2021	22/04/2021
160	Internals 30-32	15w	01/03/2021	17/06/2021
161	Internal fit out 31	13w 4d	01/03/2021	17/06/2021
162	Internal fit out 32	13w 4d	02/03/2021	17/06/2021
163	External finishes	5w	17/03/2021	29/04/2021
164	Plots 25-26	20w 3d	28/01/2021	25/06/2021
165	Superstructures	11w	28/01/2021	16/04/2021
166	Service connections	4w	19/04/2021	17/05/2021
167	Internals 24-25	15w	09/03/2021	25/06/2021
168	Internal fit out 24	13w 4d	09/03/2021	25/06/2021
169	Internal fit out 25	13w 4d	09/03/2021	25/06/2021
170	External finishes	6w	27/04/2021	16/06/2021
171	Plots 27-29	26w 4d	13/01/2021	23/07/2021
172	Superstructures	11w	13/01/2021	30/03/2021
173	Service connections	4w	31/03/2021	29/04/2021
174	Internals 26-29	19w 1d	08/03/2021	23/07/2021
175	Internal fit out 27	13w 4d	08/03/2021	05/07/2021
176	Internal fit out 30	13w 4d	08/03/2021	12/07/2021
177	Internal fit out 28	13w 4d	22/03/2021	19/07/2021
178	Internal fit out 29	13w 4d	06/04/2021	23/07/2021
179	External finishes	5w	24/03/2021	07/05/2021
180	Western Parcel	81w	03/07/2020	25/02/2022
181	Complet roads/ Externals	22w 1d	17/08/2021	02/02/2022
182	West Parcel Road inc services and drainage	28w 4d	03/07/2020	21/01/2021
183	West Road Section 1	9w	03/07/2020	04/09/2020
184	West Road section 2	7w	07/09/2020	23/10/2020
185	West Road section 3	5w	26/10/2020	27/11/2020
186	West Road Section 4	6w	27/11/2020	21/01/2021
187	Section 2 superstructures/internal fit outs	51w 4d	09/02/2021	25/02/2022
188	Plots 47-49	25w 3d	09/02/2021	11/08/2021
189	Superstructures	11w	09/02/2021	28/04/2021
190	Service connections	4w	29/04/2021	27/05/2021
191	Internals 47-49	16w 4d	14/04/2021	11/08/2021
192	Internal fit out 47	13w 4d	14/04/2021	04/08/2021
193	Internal fit out 48	13w 4d	14/04/2021	04/08/2021
194	Internal fit out 49	13w 4d	21/04/2021	11/08/2021
195	External finishes	5w	22/04/2021	04/06/2021
196	Plots 50&75	22w 3d	11/03/2021	20/08/2021
197	Superstructures	11w	11/03/2021	01/06/2021
198	Service connections	4w	02/06/2021	29/06/2021
199	Internals 50&75	19w	29/04/2021	20/08/2021
200	Internal fit out 50	13w 4d	29/04/2021	13/08/2021
201	Internal fit out 75	13w 4d	07/05/2021	20/08/2021
202	External finishes	6w	10/06/2021	28/07/2021
203	Plots 76-78	26w	01/03/2021	03/09/2021
204	Superstructures	11w	01/03/2021	19/05/2021
205	Service connections	4w	20/05/2021	17/06/2021
206	Internals 76-78	16w 3d	11/05/2021	03/09/2021
207	Internal fit out 76	13w 4d	11/05/2021	26/08/2021
208	Internal fit out 77	13w 4d	18/05/2021	03/09/2021
209	Internal fit out 78	13w 4d	25/05/2021	03/09/2021
210	External finishes	6w	27/05/2021	15/07/2021
211	Plots 79&80	24w	07/04/2021	24/09/2021
212	Superstructures	11w	07/04/2021	24/06/2021
213	Service connections	4w	25/06/2021	22/07/2021
214	Internals 79&80	14w 4d	28/05/2021	10/09/2021
215	Internal fit out 79	13w 4d	28/05/2021	10/09/2021
216	Internal fit out 80	13w 4d	01/06/2021	10/09/2021
217	External finishes	10w 4d	05/07/2021	24/09/2021
218	Plots 81-83	29w 3d	31/03/2021	01/10/2021
219	Superstructures	11w	31/03/2021	21/06/2021
220	Service connections	4w	22/06/2021	19/07/2021
221	Internals 81-83	17w 1d	03/06/2021	01/10/2021
222	Internal fit out 81	13w 4d	03/06/2021	16/09/2021
223	Internal fit out 82	13w 4d	10/06/2021	23/09/2021
224	Internal fit out 83	14w	16/06/2021	01/10/2021
225	External finishes	6w	29/06/2021	16/08/2021
226	Plots 84-85	23w	28/04/2021	08/10/2021
227	Superstructures	11w	28/04/2021	15/07/2021
228	Service connections	4w	16/07/2021	12/08/2021
229	Internals 84-85	16w 3d	15/06/2021	08/10/2021
230	Internal fit out 84	13w 4d	15/06/2021	01/10/2021
231	Internal fit out 85	13w 4d	25/06/2021	08/10/2021
232	External finishes	6w	26/07/2021	13/09/2021
233	Plots 51-52 & 90	20w 3d	02/06/2021	25/10/2021
234	Superstructures	11w	02/06/2021	17/08/2021
235	Service connections	4w	18/08/2021	15/09/2021
236	Internals 51-52 & 90	16w 1d	02/07/2021	25/10/2021
237	Internal fit out 51	13w 4d	02/07/2021	15/10/2021
238	Internal fit out 52	13w 4d	02/07/2021	15/10/2021
239	Internal fit out 90	13w 4d	19/07/2021	25/10/2021

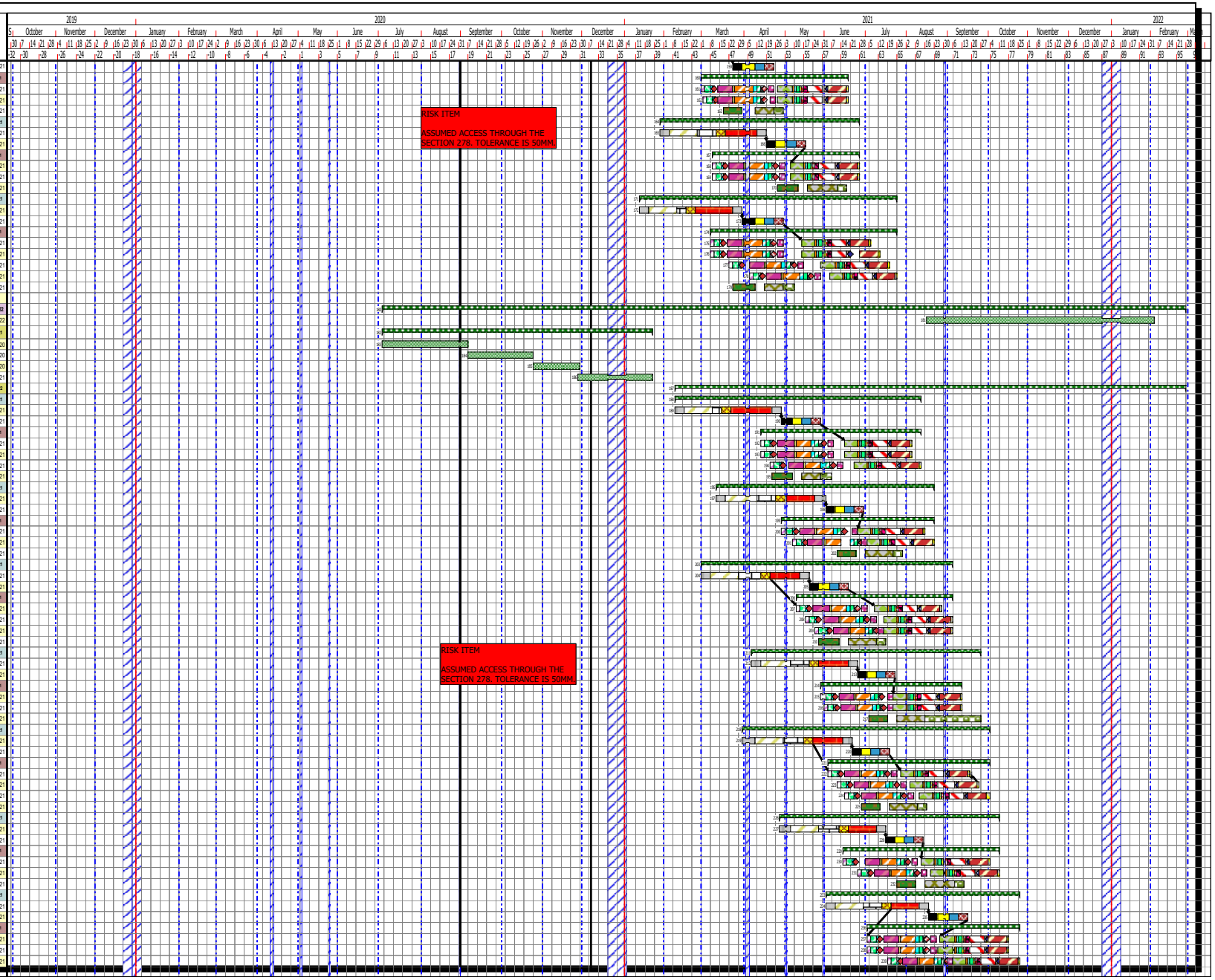

Pagham Target Programme Revised 278

DSH0201

Revision no: A

13/12/19

Lee Howard

DREW SMITH

Line	Name	Duration	Start	Finish
240	External finishes	6w	25/08/2021	13/10/2021
241	**Plots 85-89**	**26w 1d**	**05/05/2020**	**05/11/2021**
242	Superstructures	11w	05/05/2021	21/07/2021
243	Service connections	4w	22/07/2021	18/08/2021
244	**Internals 85-89**	**16w 1d**	**01/07/2021**	**05/11/2021**
245	Internal fit out 86	13w 4d	01/07/2021	22/10/2021
246	Internal fit out 87	13w 4d	08/07/2021	29/10/2021
247	Internal fit out 88	13w 4d	15/07/2021	05/11/2021
248	Internal fit out 89	13w 4d	15/07/2021	05/11/2021
249	External finishes	6w	29/07/2021	16/09/2021
250	**Plots 72-74**	**24w**	**03/06/2020**	**18/11/2021**
251	Superstructures	11w	03/06/2021	18/08/2021
252	Service connections	4w	19/08/2021	16/09/2021
253	**Internals 72-74**	**17w**	**22/07/2021**	**18/11/2021**
254	Internal fit out 72	13w 4d	22/07/2021	12/11/2021
255	Internal fit out 73	13w 4d	22/07/2021	12/11/2021
256	Internal fit out 74	13w 4d	29/07/2021	18/11/2021
257	External finishes	6w	26/08/2021	14/10/2021
258	**Plots 53-56**	**38w 1d**	**05/03/2020**	**03/12/2021**
259	Superstructures	11w	05/03/2021	25/05/2021
260	**Service connections**	**23w 1d**	**26/05/2021**	**03/12/2021**
261	Internal fit out 53	13w 4d	22/07/2021	19/11/2021
262	Internal fit out 54	13w 4d	22/07/2021	26/11/2021
263	Internal fit out 55	13w 4d	29/07/2021	26/11/2021
264	Internal fit out 56	13w 4d	29/07/2021	03/12/2021
	Internals 53-56			
265	External finishes	5w	19/05/2021	30/06/2021
266	**Plots 57-59**	**27w 2d**	**09/06/2020**	**17/12/2021**
267	Superstructures	11w	09/06/2021	24/08/2021
268	Service connections	4w	25/08/2021	22/09/2021
269	**Internals 57-59**	**17w 1d**	**19/08/2021**	**17/12/2021**
270	Internal fit out 57	13w 4d	19/08/2021	10/12/2021
271	Internal fit out 58	13w 4d	19/08/2021	17/12/2021
272	Internal fit out 59	13w 4d	26/08/2021	17/12/2021
273	External finishes	6w	02/09/2021	20/10/2021
274	**Plots 60-61**	**26w 4d**	**17/06/2020**	**22/12/2021**
275	Superstructures	11w	17/06/2021	02/09/2021
276	Service connections	4w	03/09/2021	30/09/2021
277	**Internals 60-61**	**15w**	**09/09/2021**	**22/12/2021**
278	Internal fit out 60	13w 4d	09/09/2021	22/12/2021
279	Internal fit out 61	13w 4d	09/09/2021	22/12/2021
280	External finishes	6w	13/09/2021	29/10/2021
281	**Plots 62-63**	**27w 4d**	**21/06/2020**	**14/01/2022**
282	Superstructures	11w	21/06/2021	06/09/2021
283	Service connections	4w	07/09/2021	04/10/2021
284	**Internals 62-63**	**19w**	**20/09/2021**	**14/01/2022**
285	Internal fit out 62	13w 4d	20/09/2021	14/01/2022
286	Internal fit out 63	13w 4d	20/09/2021	14/01/2022
287	External finishes	6w	15/09/2021	02/11/2021
288	**Plots 64-65**	**27w 4d**	**05/07/2020**	**28/01/2022**
289	Superstructures	11w	05/07/2021	20/09/2021
290	Service connections	4w	21/09/2021	18/10/2021
291	**Internals 64-65**	**17w 3d**	**15/09/2021**	**28/01/2022**
292	Internal fit out 64	15w 2d	15/09/2021	21/01/2022
293	Internal fit out 65	13w 4d	27/09/2021	28/01/2022
294	External finishes	6w	29/09/2021	16/11/2021
295	**Plots 66-68**	**23w 1d**	**12/08/2020**	**04/02/2022**
296	Superstructures	11w	12/08/2021	28/10/2021
297	Service connections	4w	29/10/2021	25/11/2021
298	**Internals 66-68**	**18w 2d**	**30/09/2021**	**04/02/2022**
299	Internal fit out 66	13w 4d	30/09/2021	28/01/2022
300	Internal fit out 67	13w 4d	07/10/2021	04/02/2022
301	Internal fit out 68	13w 4d	07/10/2021	04/02/2022
302	External finishes	6w	05/11/2021	23/12/2021
303	**Plots 68-71**	**30w 1d**	**15/07/2020**	**25/02/2022**
304	Superstructures	11w	15/07/2021	30/09/2021
305	Service connections	4w	01/10/2021	28/10/2021
306	**Internals 68-71**	**17w 1d**	**15/10/2021**	**25/02/2022**
307	Internal fit out 69	13w 4d	15/10/2021	11/02/2022
308	Internal fit out 70	13w 4d	15/10/2021	18/02/2022
309	Internal fit out 71	13w 4d	22/10/2021	25/02/2022
310	External finishes	8w	08/10/2021	25/11/2021
311	Complete roads etc	16w 1d	10/11/2021	16/03/2022
312	**Prelims**	**101w 4d**	**17/02/2020**	**10/03/2022**
313	Senior site manager	101w 4d	17/02/2020	10/03/2022
314	Assistant Manager 1	87w 1d	05/05/2020	10/02/2022
315	Assistant Manager 2	53w	05/10/2020	29/10/2021
316	Customer journey manager	49w	11/01/2021	24/12/2021
317	278 works including diversions	18w	27/01/2020	07/12/2020

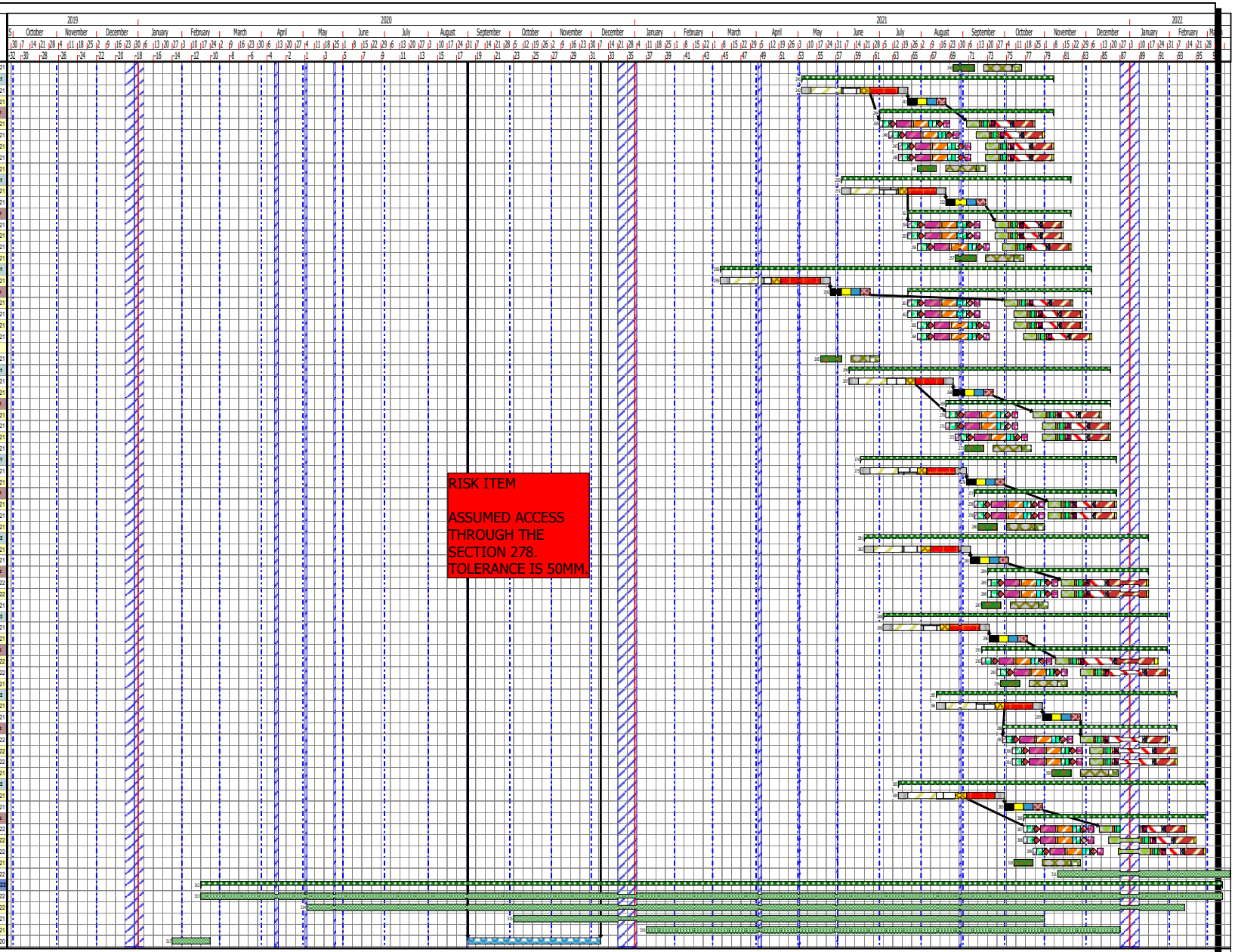

Trades Contractor

Foundations | Sub Structure/Block & Beam | Screed | Scaffold | Timber Frame | Bricklayer | Front drives/Fencing | DD Groundworker | Roof Coverings | Turf & Planting | Stairs/Insulation | Electric connection | Gas | Water | Meter Connections | Pre tack | 1st fix electrical | 1st fix mechanical | 1st fix carpentry | DS Pre Plaster inspection | Tack/Tape & Joint | Miscoat | Carp 2nd fix including kitchen | Plumbing 2nd fix | Elec 2nd fix | Tiling | DS Pre Dec Inspection | Making good | Decorate | Carp Finals | Mechanical Finals | Elec finals | Builders clean

Pagham Target Programme Revised 278	DSH0201	Revision no: A	DREW SMITH
	13/12/19		
	Lee Howard		

Appendix E – Emergency Contact Details

Name	Company	Contact Name	Contact Number	Contact Address
Contractor	Drew Smith Homes	Lee Howard	01489 861400	Drew Smith House, Mill Court, The Sawmills, Durley, Southampton, SO32 2EJ
Site Manager	Drew Smith Homes	TBC		
Environment Manager	Galliford Try	Amit Patel		Cowley Business Park, Cowley, Uxbridge, Middlesex, UB8 2AL
Environment Agency	Environment Agency		03708 506506	National Customer Contact Centre, PO Box 544, Rotheram, S60 1BY
Ecologist	Aluco Ecology Ltd	Gareth	01962 886633	
Waste Management Contractor				