A3

Front Elevation

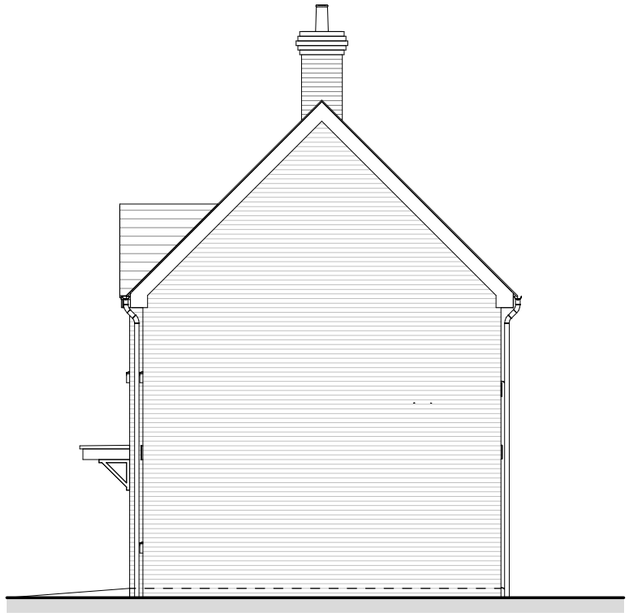

Side Right Elevation

Rear Elevation

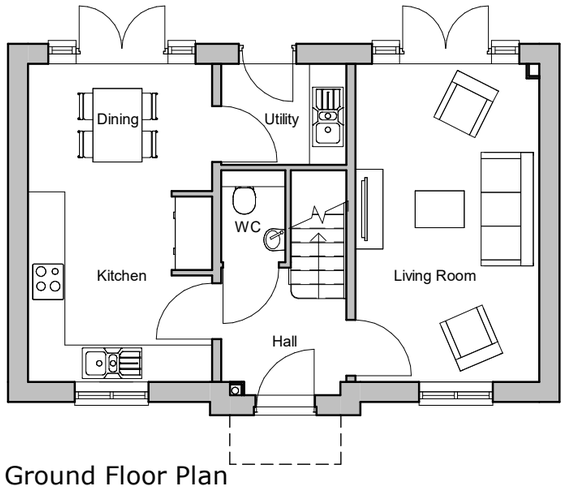

Ground Floor Plan

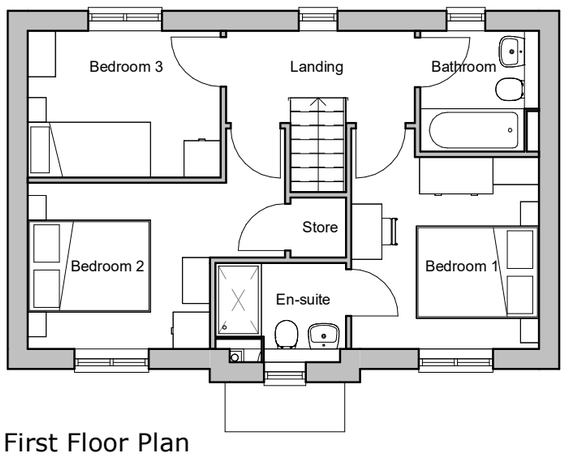

First Floor Plan

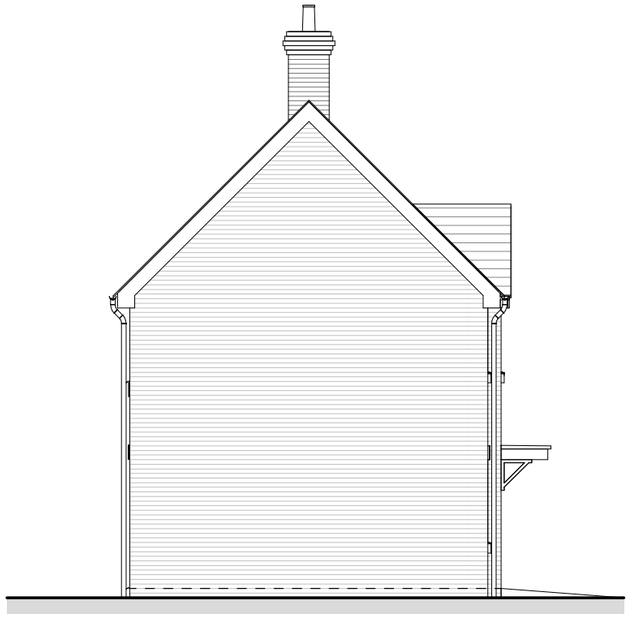

Side Left Elevation

scale 1:100

0 2 4 6m

House type	QU	Variation	T	Option 1
Bedrooms	3	Persons	5	
Sq. ft finish	939	Sq. m finish	87.21	
Sq. ft structural	954	Sq. m structural	88.59	

PLOT No
As Drawn - 23, 167, 170, 119, 234, 245, 249, 253, 259, 280
Handed - 235, 246, 250, 260

*Chimney to plot 23 only.

Romsey T:01794 367703 F:01794 367276
Portishead T:01275 407000 F:01794 367276
Camberley T:01276 479050 F:01794 367276

Rev	Description	Date	Au	Ch
A	Issued for Planning	18.12.20	PAR	
B	Plot numbers revised, chimney added.	08.01.21	CH	CW

www.thrivearchitects.co.uk

This drawing is the copyright of Thrive Architects Ltd ©. All rights reserved. Ordnance Survey Data © Crown Copyright. All rights reserved. Licence No. 100007359. DO NOT scale from this drawing. Contractors, Sub-contractors and suppliers are to check all relevant dimensions and levels of the site and building before commencing any shop drawings or building work. Any discrepancies should be recorded to the Architect. Whole or part copies of this drawing is to be read in conjunction with the Consultants' drawings.

ARCHITECTS\PROJECTS\HALL 01/12/2020 15:15

Project	Hook Lane, Pagham				
Drawing	House Type Quilter Elevations and Plans - Town - Brick				
Client	Hallam Land				
Job no.	HALL200505			Date	09.07.20
Dwg no.	HT.QU.T.01.pe			Rev.	B
Author	PAR	Checker	MWP	Scale	1 : 100 @ A3
Status	PLANNING			Office	Romsey
Client ref.					

thrive. architects