A3

Front Elevation

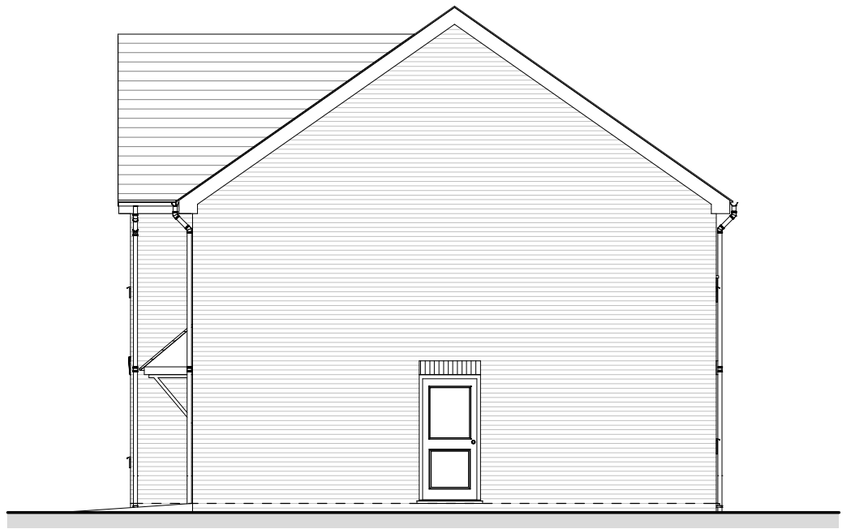

Side Right Elevation

Rear Elevation

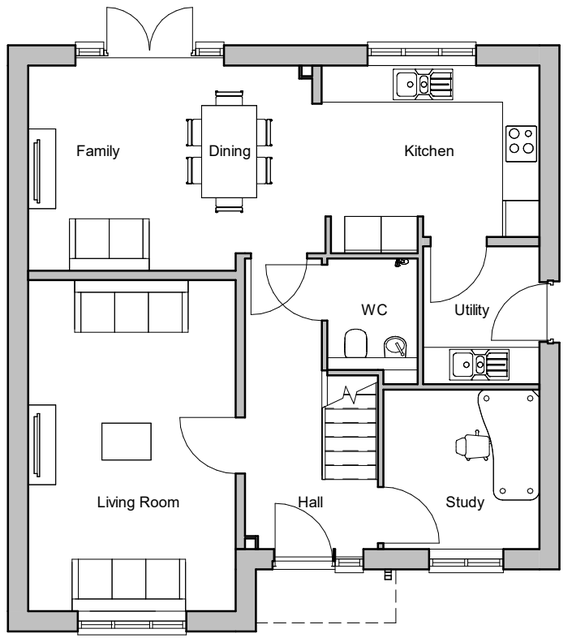

Ground Floor Plan

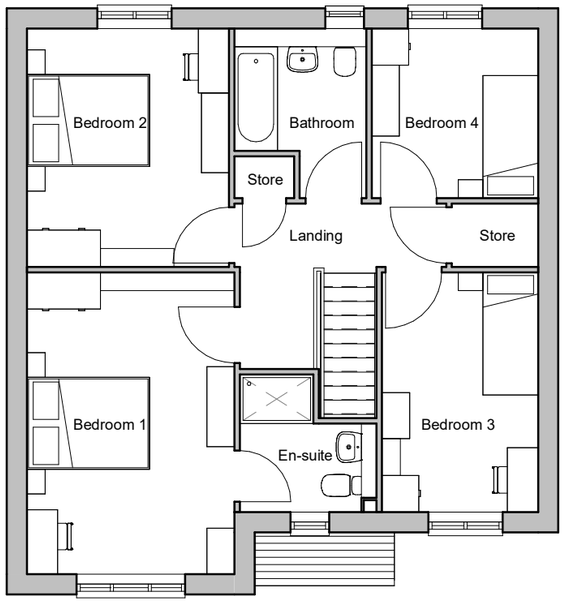

First Floor Plan

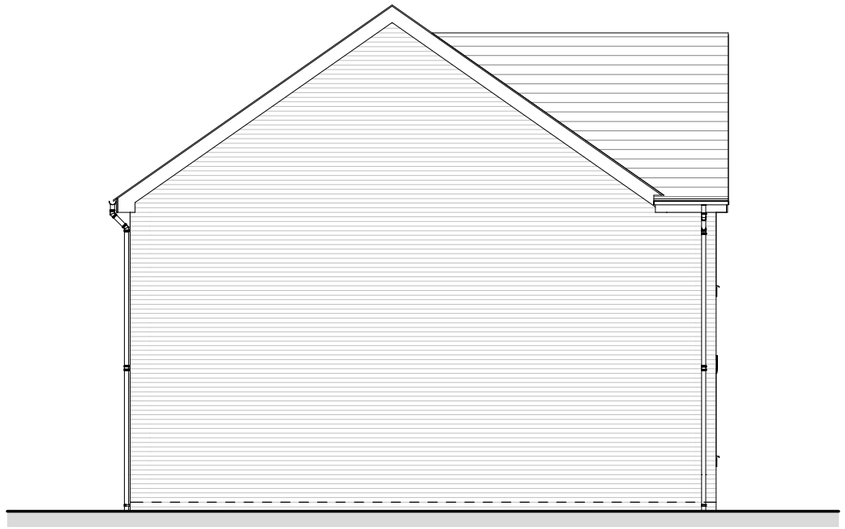

Side Left Elevation

House type	AR	Variation	C	Option	1
Bedrooms	4	Persons			6
Sq. ft finish	1489	Sq. m finish			138.30
Sq. ft structural	1507	Sq. m structural			140.03

PLOT No
As Drawn - 1, 54, 95
Handed - 51, 52, 55, 58, 86, 111

scale 1:100
0 2 4 6m

Romsey T:01794 367703 F:01794 367276
Portishead T:01275 407000 F:01794 367276
Camberley T:01276 479050 F:01794 367276

Rev	Description	Date	Au	Ch
A	Planning Issue	18.12.20	CH	CW
B	Brick detail added.	06.01.21	CH	CW

www.thrivearchitects.co.uk

This drawing is the copyright of Thrive Architects Ltd ©. All rights reserved. Ordnance Survey Data © Crown Copyright. All rights reserved. Licence No. 100007359. DO NOT scale from this drawing. Contractors, Sub-contractors and suppliers are to check all relevant dimensions and levels of the site and building before commencing any shop drawings or building work. Any discrepancies should be recorded to the Architect. Where applicable this drawing is to be read in conjunction with the Consultants' drawings.

Project	Hook Lane, Pagham				
Drawing	House Type Arkwright Elevations and Plans - Country - Brick				
Client	Hallam Land				
Job no.	HALL200505			Date	22.05.20
Dwg no.	HT.AR.C.01.pe			Rev.	B
Author	AS	Checker	MWP	Scale	1 : 100 @ A3
Status	PLANNING			Office	Romsey
Client ref.					

thrive. architects

AR-IN DISTRICT COUNCIL 3/132/20/RES