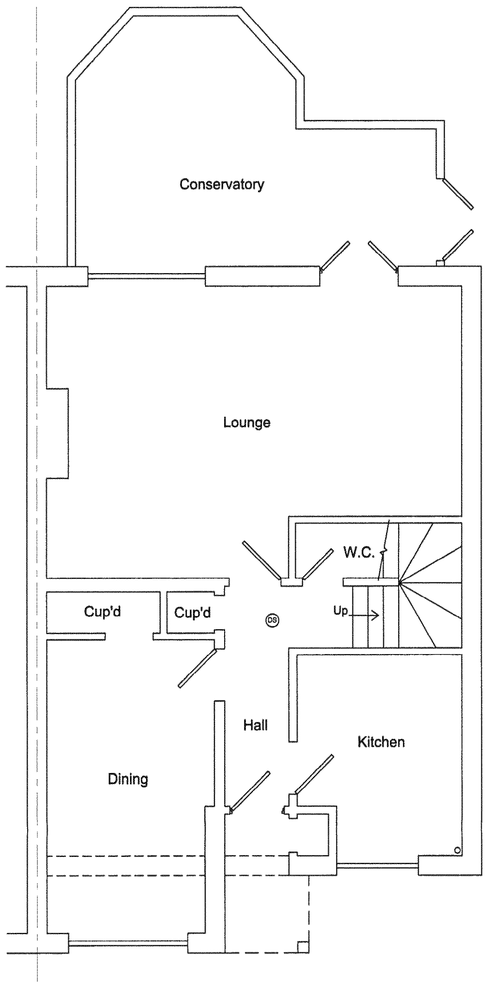

Existing Ground Floor

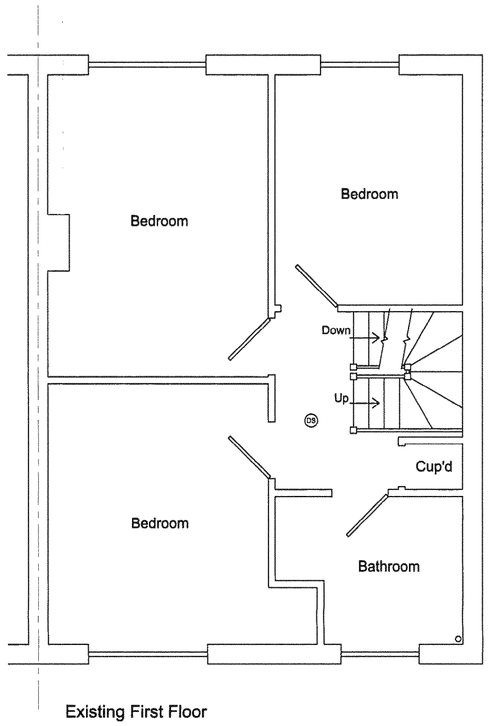

Existing First Floor

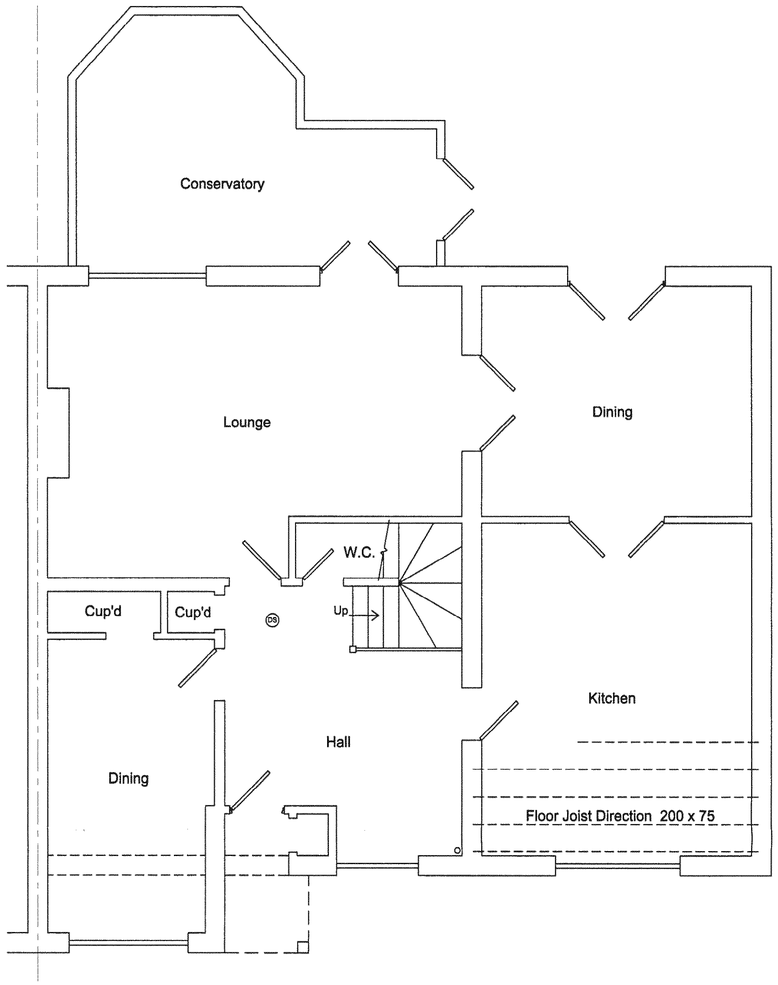

Proposed Ground Floor

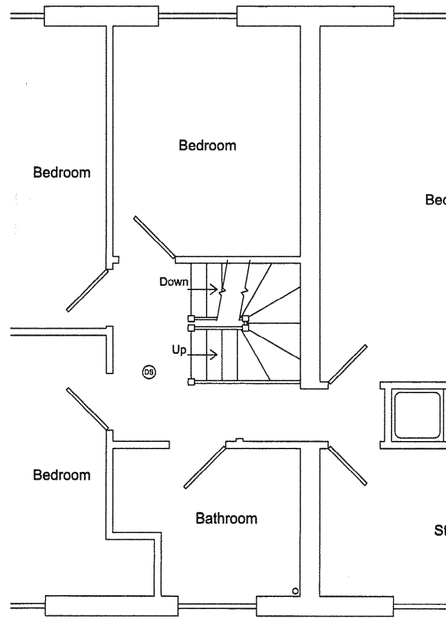

Proposed First Floor

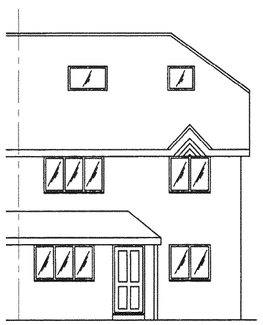

Existing Front Elevation

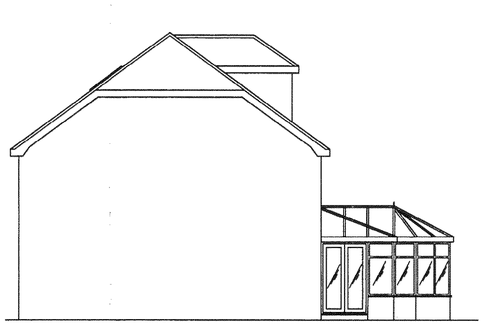

Existing Side Elevation

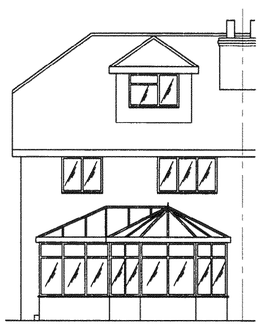

Existing Rear Elevation

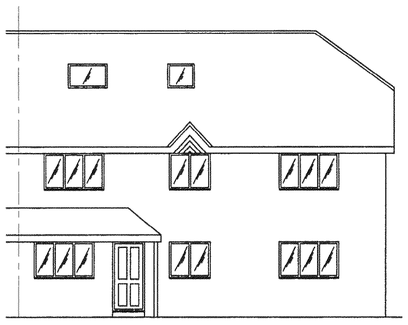

Proposed Front Elevation

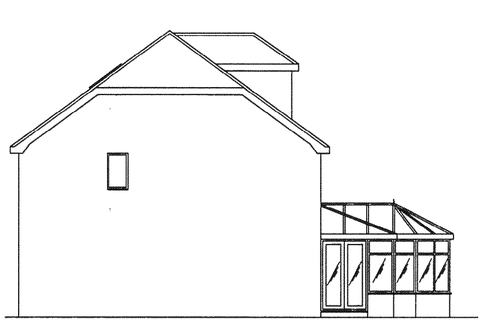

Proposed Side Elevation

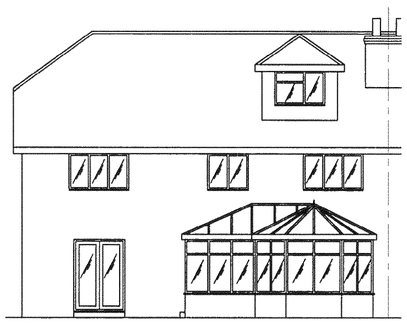

Proposed Rear Elevation

This drawing is to be used only for Building Regulation submission not as a "working drawing", if used as such all dimensions to be checked on site by Contractor.
All work to be carried out to satisfaction of Building Control.
Prior to commencement of works on site, Contractor / building owner to produce a method statement with regard to safety of occupiers / employees during building operations.
Contractor to allow for safe support of existing / new structure of new contract.

ARUN DISTRICT

No. M 5

RECEIVED 11 J

UTILITY EXTENSION CONSTRUCTION

Foundations	Foundations to new 290mm cavity to be 600 x 300 Strip Founation. Base of foundation to be 1000mm from ground level.
Floor Construction	New timber joists as per calculations. Clear air circulation of 200mm below new floor joists at ground level. Insulation board inserted between joists to give a U value of 0.25w/m2°c. Remove any organic material prior to laying sub base. Sub base 65mm concrete screed on Visqueen 1200 Gauge DPM on 65mm sand cement screed. Vertical insulation to all base perimiters.
Cavity Wall Construction	102.5 facing brick to outer leaf as existing. Minimum of 90mm cavity retaining a clear 50mm air space. 40mm Celotex Tuff RCW 2000 insulation. 100mm thermal block inner leaf to achieve U - value 0.35. Inner face 12.5 lasterboard. 200mm Stainless steel cavity wall tiesHRTA with retaining caps at 450mm vertical and 750mm horizontal centres. 225 mm staggered around all openings.
Lintels	Catnic or similar. Code C for window and door apertures, 150mm end bearings. All lintels to have 30 Minute fire resistance.
Roof Construction	Continue roof as existing. Roof tile to match existing on treated 50mm x 25mm batten on Tyvek breathable membrane on new rafters. Ceiling to be formed from 12.5mm fireline plasterboard. All fascia, rainwater guttering and soffit type to exactly match the existing in style and colour.
General	Provide additional mains operated Smoke detection with battery back up as illustrated. All electrical work carried out by a qualified engineer. Rainwater discharged through the existing system. All new wastes to have rodding access and anti vac traps. New radiators continued off the existing system. Mechanical extraction to the new Bathroom En Suite. New 100mm waste pipe to connect to the existing SVP system.
Drainage	Expose existing drainage system and re lay in accordence with the Building Inspectors instruction.

PROPOSED EXTENSION AT:
15 Aspen Way
Middleton-on-Sea
PO22 6PW

CLIENT:	Mr & Mrs
DATE:	18th May
SCALE:	1:50
DWG No:	MB0930
L.A:	Arun

AMENDMENTS:

Premier By

Designed by A1Lo