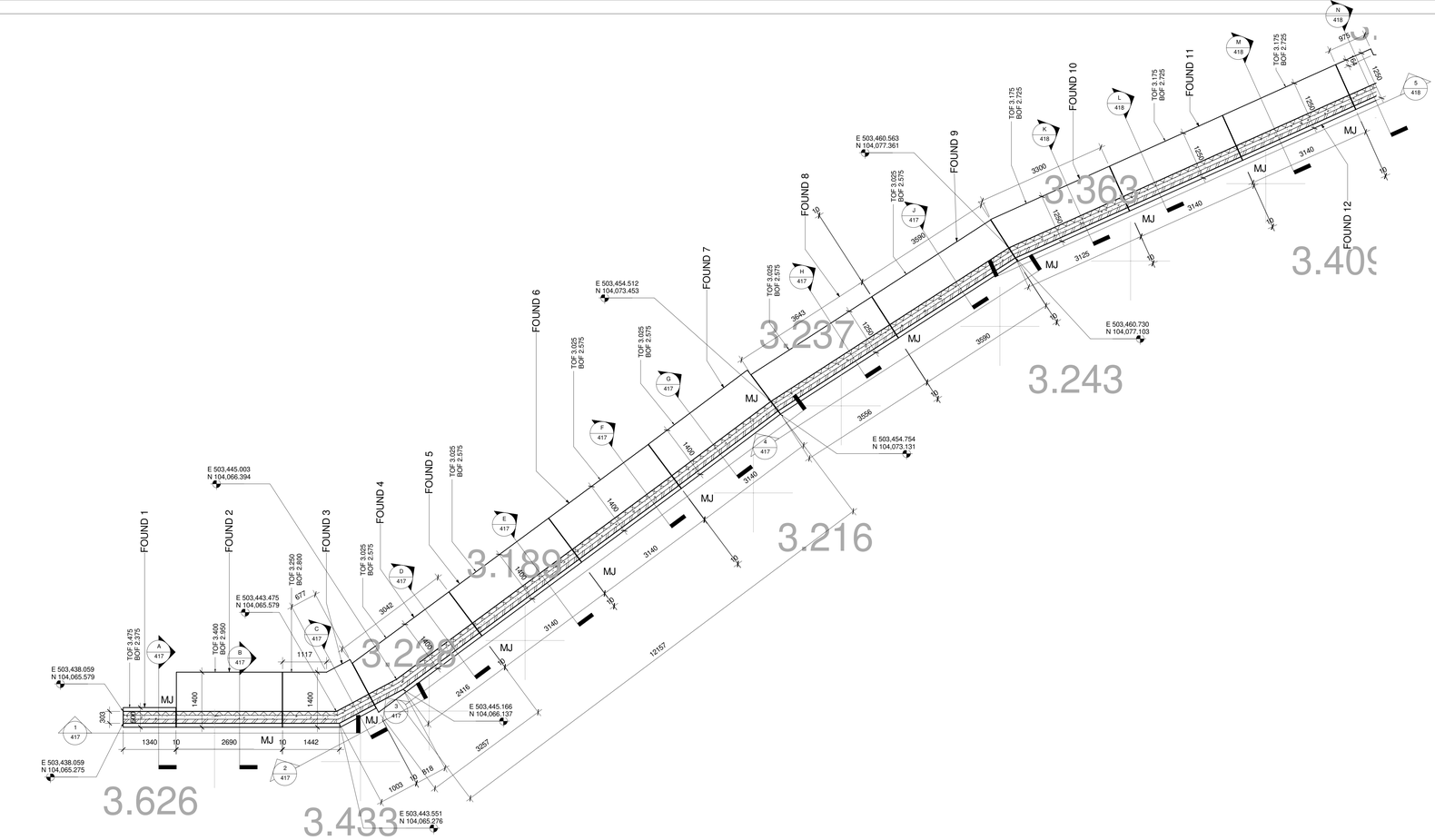

PLAN ON SOUTHERN BOUNDARY RETAINING WALLS (PART 1)

1 : 50

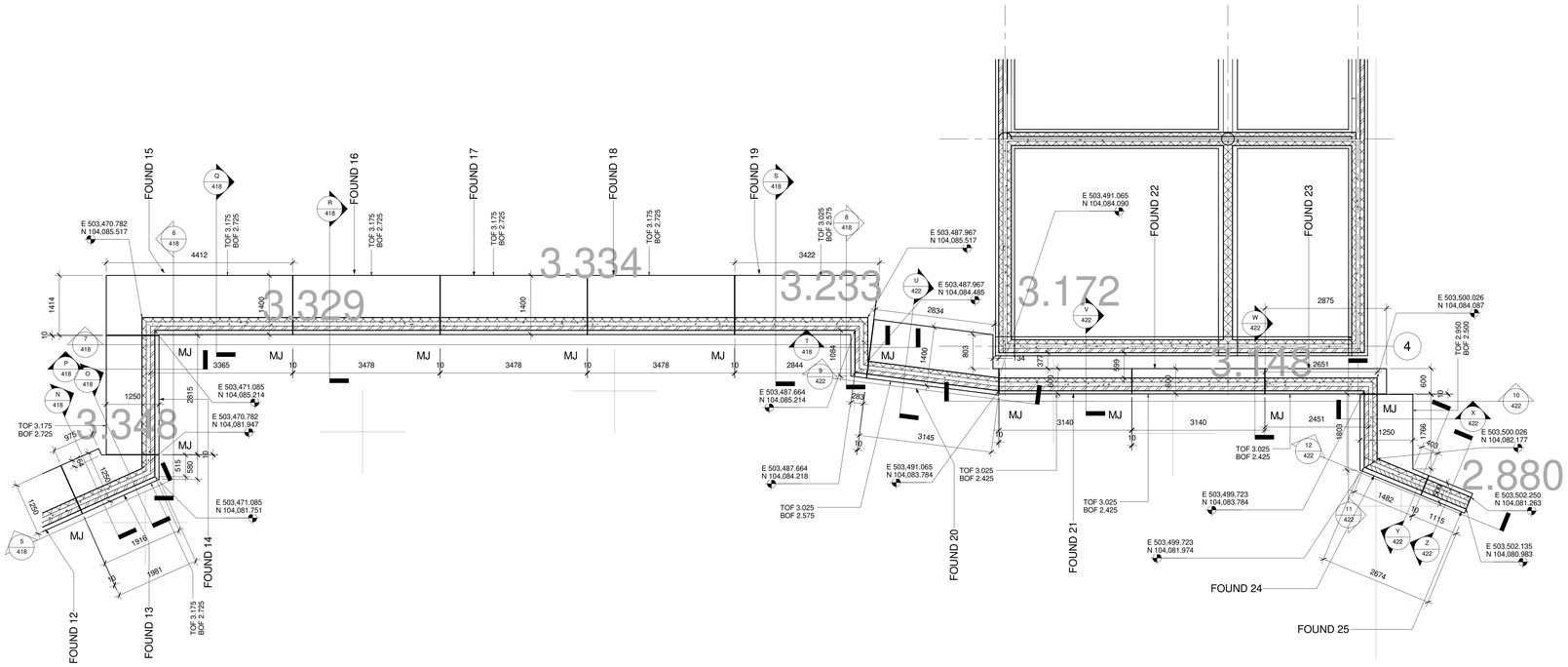

PLAN ON SOUTHERN BOUNDARY RETAINING WALLS (PART 2)

1 : 50

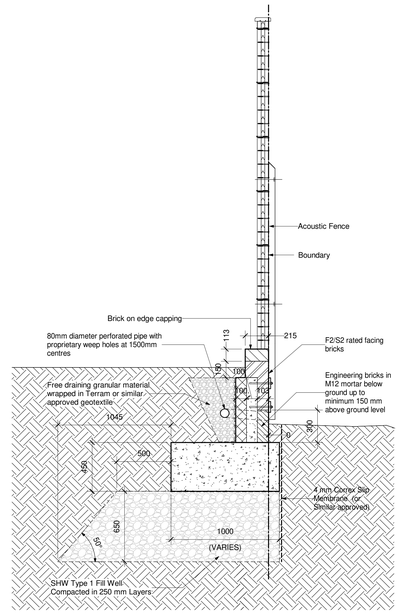

TYPICAL REATINING WALL DETAIL

1 : 20

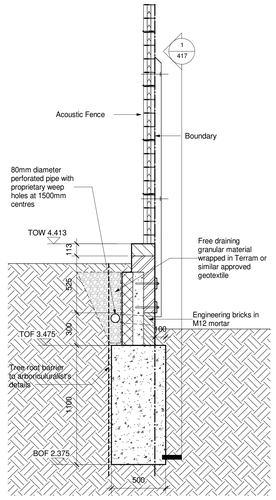

RW BY TREE AT LEAP

1 : 20

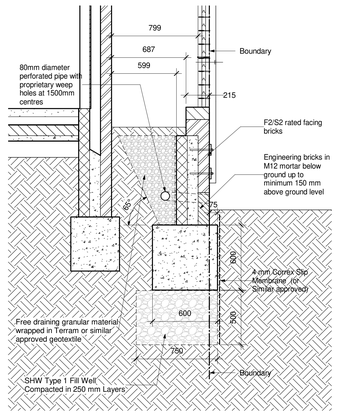

RW BY PLOT 123 DETAIL

1 : 20

Disclaimer

Copyright reserved. This drawing may only be used for the client and location specified in the title block. It may not be copied or disclosed to any other third party without prior written consent from Optimal Structural Engineers Ltd.

Responsibility cannot be accepted for alteration and/or deviation from this design without prior acknowledgment of Optimal Structural Engineers Ltd.

Prior to any works commencing on site, The Engineer is to be contacted regarding the current status, revision or regulatory approval of this drawing.

Prior to any works commencing on site, The Engineer is to be contacted regarding the current status, revision or regulatory approval of this drawing.

All work to be to the entire satisfaction of the NHBC or Local Authority not withstanding anything shown or indicated on these drawings.

WARNING TO HOUSE PURCHASERS-PROPERTY MISDESCRIPTIONS ACT 1991
Buyers are warned that this is a working drawing and is not intended to be treated as descriptive material describing, in relation to any particular property or development, any of the specified matters prescribed by any order made under the above act. The contents of this drawing may be subject to change at any time and alterations and variations can occur during the process of works without revision of the drawing. Consequently the layout, form, content and dimensions of the finished construction may differ materially from those shown. Nor do the contents of this drawing constitute a contract, part of any contract or warranty.

Notes

DIMENSIONS:
USE FIGURED DIMENSIONS ONLY - DO NOT SCALE. WHERE DIMENSIONS RELATE TO EXISTING WORK THEY SHALL BE CHECKED ON SITE BY THE CONTRACTOR.

CROSS-REFERENCES:
THIS DRAWING SHALL BE READ IN CONJUNCTION WITH ALL RELEVANT DRAWINGS, SCHEDULES AND SPECIFICATIONS.

DISCREPANCIES:
THE CONTRACTOR SHALL INFORM THE ENGINEER OF ANY DISCREPANCY FOUND IN RELEVANT DOCUMENTS.

EXISTING WORK:
THE CONTRACTOR IS RESPONSIBLE FOR THE STABILITY OF EXISTING STRUCTURES, SERVICES AND EARTHWORKS ON AND ADJACENT TO THE SITE.

DESIGN STANDARDS:
MATERIAL AND WORKMANSHIP SHALL COMPLY WITH THE FOLLOWING EURCODES AND THEIR UK NATIONAL ANNEXES AS APPROPRIATE:
BS EN 1992 DESIGN OF CONCRETE STRUCTURES
BS EN 1993 DESIGN OF STEEL STRUCTURES
BS EN 1995 DESIGN OF TIMBER STRUCTURES
BS EN 1996 DESIGN OF MASONRY STRUCTURES
BS EN 1997 DESIGN OF FOUNDATIONS

REINFORCEMENT FOR CONCRETE:
GRADE 500 DEFORMED HOT ROLLED OR COLD WORKED BARS TO BS 4449 OR BS 4461 PREFIXED 'H' ON DRAWINGS AND ON DELIVERY TAGS.

FABRIC: TO BS 4483 PREFIXED WITH BS REFERENCE ON DRAWINGS OR BS 4461 PREFIXED 'H' ON DRAWINGS AND ON DELIVERY TAGS.

REINFORCEMENT IS SCHEDULED IN ACCORDANCE WITH BS 8666 : 2005

CONCRETE:
ALL CONCRETE TO COMPLY WITH THE REQUIREMENTS OF BS 8500-2:2006-A1:2012.
ALL BELOW GROUND CONCRETE TO BE DESIGN CLASS DC-2 TO BS 8500-1:2006-A1:2012.
FOUNDATION CONCRETE TO BE RC25/30. AGGREGATE SIZE 20mm. MINIMUM CEMENT CONTENT 260kg/m³. MAXIMUM FREE WATER/CEMENT RATIO 0.65. CONCRETE TO BE MECHANICALLY VIBRATED.
PLASTICISERS SHOULD ONLY BE USED WITH THE WRITTEN PERMISSION OF THE ENGINEER.

CONCRETE COVER:

LOCATION:	COVER:
TOP	75 mm
BOTTOM	75 mm
SIDES	75 mm

Rev.	Description	Drn	Chk	Date
D	AMENDED FOR REVISED OFFSITE LEVELS	TZ	TZ	02.02.21
C	LABELS ADDED TO FOUNDATIONS	TZ	TZ	21.01.21
B	RETAINING WALL STEM RE-ALIGNED WITH BOUNDARY	TZ	TZ	19.01.21
A	REVISED LAYOUT	TZ	TZ	18.01.21
-	INITIAL ISSUE	TZ	TZ	22.09.20

Client

PERSIMMON
Together, we make a home

Project

PHASE 2
LITTLEHAMPTON
WEST SUSSEX

Drawing Title

SOUTHERN BOUNDARY
RETAINING WALL SHEET 1

Optimal Structural Engineers Ltd
105 Godwin Road
Hove
East Sussex, BN3 7FS
T: 01273 420 269
E: info@optimalengineers.co.uk
W: www.optimalengineers.co.uk

Status: PRELIMINARY

Date	OCTOBER 2017	Scale	As indicated
Drawn by	TZ	Checked	TZ
Client's Ref.	445	Project Ref.	OP1314

Drawing Number: OP1314/416

Revision: D