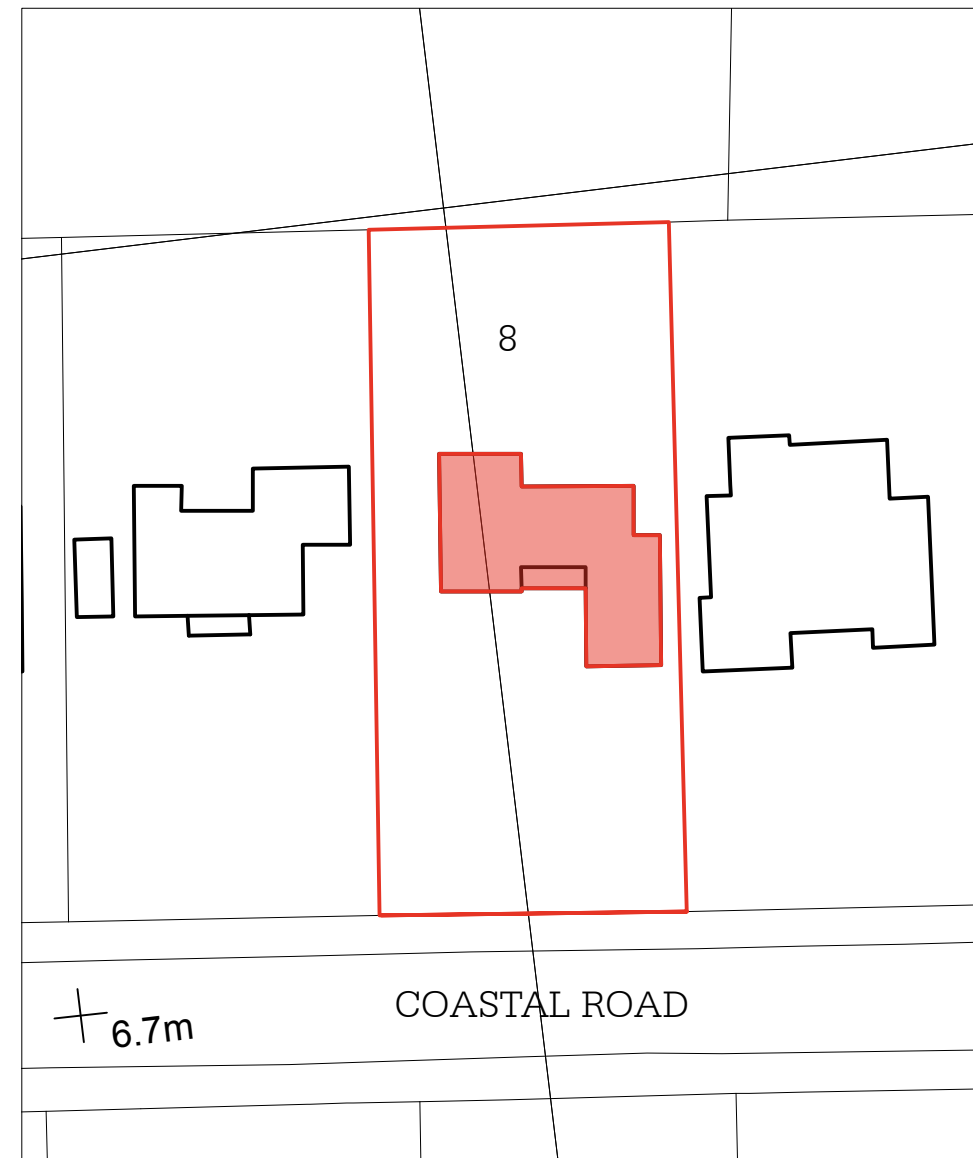
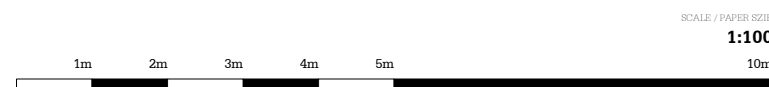
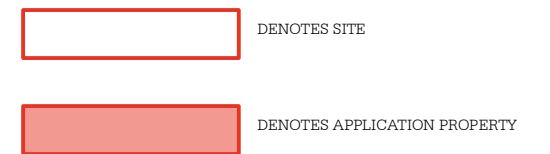


1 Site Location Plan
Scale: 1:1250



2 Block Plan
Scale: 1:500



This drawing is the property of Studio Webb Architects Ltd. Copyright is reserved & this drawing is issued on the condition that it is not copied, reproduced, retained or disclosed to any unauthorised person, either wholly or in part, without our consent. Do not scale from this drawing, check all dimensions on site. If in any doubt, contact the author.



REV	DATE	REVISION NOTES
-	-	-
-	-	-
-	-	-
-	-	-
-	-	-
-	-	-

DRAWING TITLE	PROJECT NO.	DRAWING NO.
Site Plan	21012	S.00
STATUS	DATE	REVISION
PLANNING	03.2025	-

