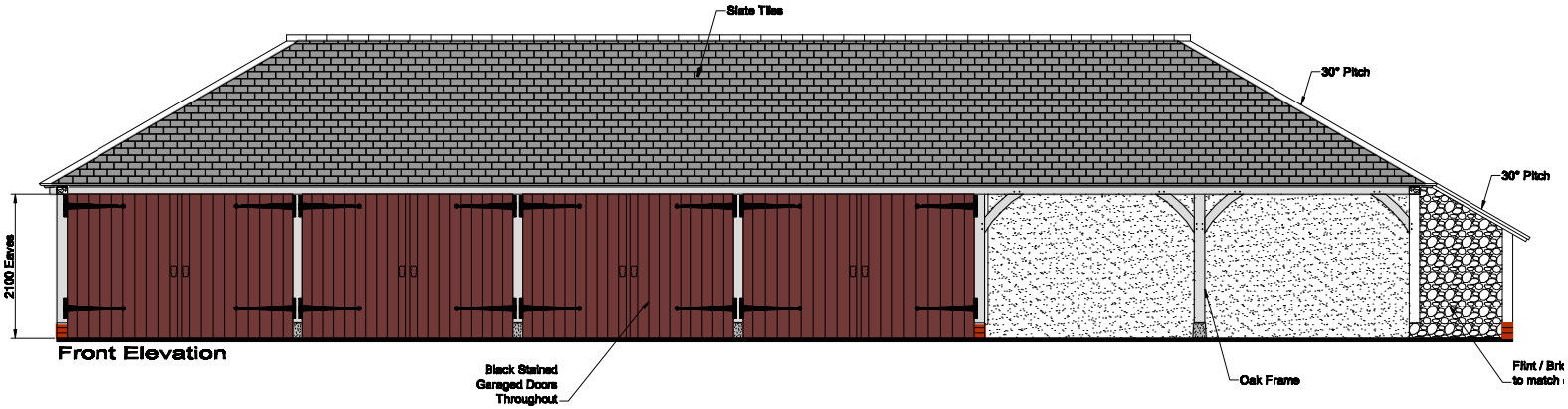

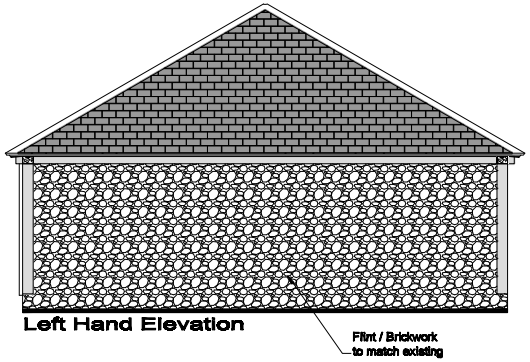

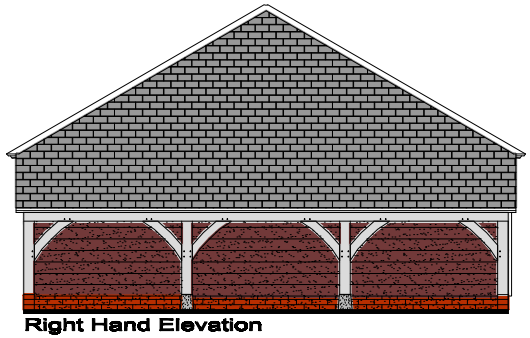

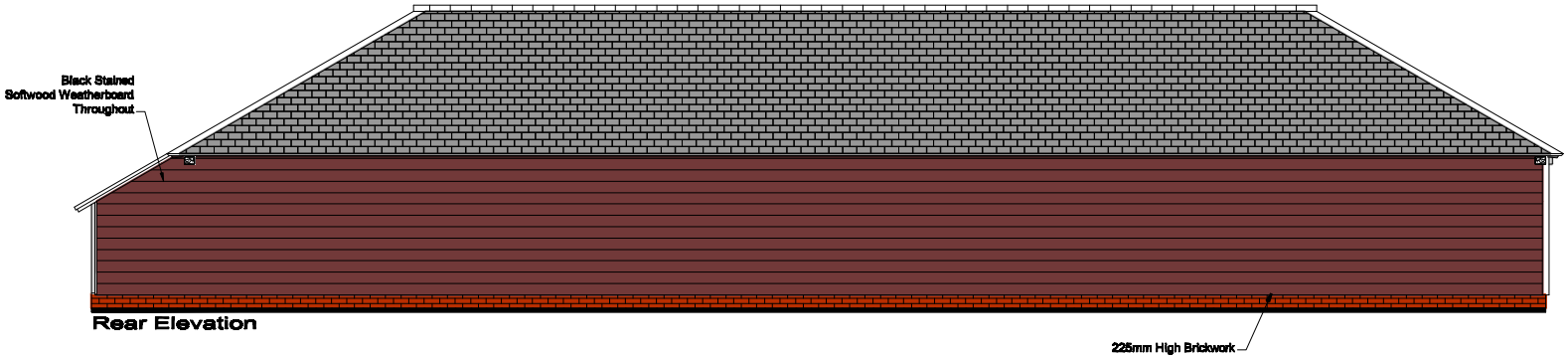

NOTES:

DO NOT SCALE FROM DRAWINGS EXCEPT FOR PLANNING PURPOSES

REPORT ALL ERRORS OMISSIONS AND DISCREPANCIES CHAMBERLAIN WALLIS

ALL DIMENSIONS TO BE CHECKED AND VERIFIED ON SITE BEFORE COMMENCING ANY WORK.

FOUNDATION NOTES:

VERTICAL DIMENSIONS SHOWN ARE FROM A HORIZONTAL INTERNAL SLAB LEVEL. HOWEVER, FOR GARAGING, A NOMINAL SLOPE OF –25mm TOWARD OPENING IS ESSENTIAL FOR DRAINAGE

CONCRETE OVERSITE TO BE EXTEND 50mm BEYOND INDEPENDENT POSTS TO ALLOW FOR PAD STONE SPLAY.

TYPICAL 3 COURSES OF BRICK BELOW F.F.L. MAY VARY DEPENDING TO SPECIFIC SITE LEVELS. PLEASE CHECK BRICK QUANTITIES ESTIMATED ON BUILDING QUOTATION.

ALL WINDOWS POSITIONED 1800mm FROM INTERNAL SLAB TO WINDOW HEAD UNLESS OTHERWISE STATED

'OAK FRAME' REFERS TO 75% OR 100% OF COMPONENTS OF THE FRAME WHICH ARE OF OAK AS SPECIFIED ON CUSTOMER QUOTATION

KEY:

- INTERNAL SLAB LEVEL
- CURVED STRUCTURAL BRACE 1300MM
- CURVED STRUCTURAL BRACE 600MM
- DIAGONAL STRAIGHT WIND BRACE
- DIAGONAL ROOF BRACE
- SOLE PLATE
- FIRST FLOOR JOIST
- INDEPENDENT POST ONTO PAD STONE (CONCRETE SUB-BASE BENEATH AS NECESSARY)
- POST ONTO SOLE PLATE/BRICKWORK

REVISIONS:

A 25/05/2016 K.C.
Aisle extended full depth of span.

B 24/01/2017 K.C.
Roof changed to Slate.

C 30/01/2017 K.C.
Doors & Weatherboard labelled "Black Stained"
Also added to Tableplot.

D 04/02/2017 K.C.
LH & Logstore walls now Flint / Brickwork,
Door added to internal partition.

ADDRESS

19.8m Wide x 7m Span
Hipped roof at 30 degrees
2.1m Eaves
Partial logstore RH side
Black Stained doors & w/board

DRG NO: Ref_408	DRAWN BY: K.C.
REVISION: D	SCALE: 1:50
	DATE: 23/03/2016
	ORDER NO