Trial Pit Log

OMNIA

Trialpit No **TP514**

Sheet 1 of 1

Project Name:	Ford Airfield - Supplementary GI (Historic Runway)	Project No. A11918-4 (Historic Runway)	Co-ords: 498988.00 - 102596.00 Level:
Date	11/10/2024		
Location:	Northern Grainstore, Ford Airfield Industrial Estate, Ford, Arundel BN18 0HY	Dimensions (m): Depth 3.10	1.7 × 0.6
Scale	1:20		
Client:	Vistry South East		Logged JW

Water Strike	Samples and In Situ Testing: Depth	Type	Results	Depth (m)	Level (m)	Legend	Stratum Description
	0.20 - 0.70	ES		0.20			Vegetation over soft dark brown slightly gravelly silty CLAY with rootlets. Gravel is sub-angular to sub-rounded fine to coarse flint. [MADE GROUND]
							Soft dark orangeish brown slightly sandy silty CLAY with occasional brick cobbles. Sand is fine to coarse. [MADE GROUND]
	0.92 - 1.10	ES		0.90			Dark blackish brown very gravelly silty fine to coarse SAND. Gravel is sub-angular to sub-rounded fine to coarse macadam. [MADE GROUND]
				0.92			*At 0.90m bgl fragment of rusted metal pipe within the Made Ground.*
							Soft to firm orange mottled light brown slightly sandy silty CLAY. Sand is fine to coarse. [BRICKEARTH]
							At 2.00m bgl becoming sandy.
							At 3.00m bgl rare sub-angular to sub -rounded fine to coarse gravel of weak low-density white with black specks chalk.
				3.10			End of pit at 3.10 m

Remarks: 1. Position scanned with calibrated CAT & 'Genny' prior to excavation.2. No Groundwater encountered

Stability: Stable

AGS

Trial Pit Log

Trialpit No **TP515** Sheet 1 of 1

Project Name:	Ford Airfield - Supplementary GI (Historic Runway)	Project No. A11918-4 (Historic Runway)	Co-ords: 498951.00 - 102602.00 Level:	Date 11/10/2024
Location:	Northern Grainstore, Ford Airfield Industrial Estate, Ford, Arundel BN18 0HY	Dimensions (m): Depth 3.25	1.7 × 0.6	Scale 1:20
Client:	Vistry South East			Logged JW

Water Strike	Samples and In Situ Testing: Depth	Type	Results	Depth (m)	Level (m)	Legend	Stratum Description
	0.00 - 0.40	ES					Vegetation over dark brown slightly gravelly silty CLAY with rootlets. Gravel is sub-angular to sub-rounded fine to coarse flint and brick. [MADE GROUND]
	0.40 - 0.50	ES		0.40			Black gravelly fine to coarse SAND with cobbles of chalk. Gravel is sub-angular to sub-rounded fine to coarse macadam, clinker and chalk. [MADE GROUND]
				0.50			Firm dark grey silty CLAY. [MADE GROUND]
				0.60			Soft to firm orangeish brown mottled brown with occasional black spots slightly sandy silty CLAY. Sand is fine to coarse.[BRICKEARTH]
							At 1.90m bgl becoming soft and very sandy.
							At 2.50m bgl becoming gravelly. Gravel is sub-angular to sub-rounded fine to coarse flint.
▼				3.25			End of pit at 3.25 m

1 2 3 4

Remarks: 1. Position scanned with calibrated CAT & 'Genny' prior to excavation.

Stability: Stable

AGS

Leap Environmental Ltd
The Atrium, Curtis Road
Dorking, Surrey RH4 1XA
[redacted]

Trial Pit Log

Trialpit No
TP301
Sheet 1 of 1

Project Name: Ford Airfield	Project No. LP3560	Co-ords: 498990 - 102630 Level: 6.67	Date 24/11/2023
Location: Ford Airfield, Ford Lane, Arundel, BN18 0YH		Dimensions (m): Depth 2.40, 3, 0.5	Scale 1:25
Client: RSK Environment Ltd on behalf on Wates Development Ltd			Logged LS

Water Strike	Samples and In Situ Testing: Depth	Type	Results	Depth (m)	Level (m)	Legend	Stratum Description
	0.10	ES					Crop over MADE GROUND: Light brown silty sandy slightly gravelly CLAY. Gravel is fine to coarse rounded to subangular of flint.
				0.25	6.42		MADE GROUND: Orange with occasional reddish brown silty sandy gravel CLAY with occasional cobbles. Sand is fine to medium. Gravel is fine to coarse rounded to subangular of flint.
	0.40	ES					
				0.50	6.17		MADE GROUND: Dark greyish brown ad orange mottled silty sandy slightly gravelly to gravelly CLAY with rare cobbles and occasional pockets of reddish brown clay. Gravel is fine to coarse rounded to subangular of occasional flint and brick.
	0.60	ES					
	1.02	ES		1.00	5.67		MADE GROUND: Black sandy GRAVEL of fine to coarse subangular to angular asphalt.
				1.05	5.62		
	1.15	ES					MADE GROUND: Very stiff dark grey and black silty CLAY.
				1.30	5.37		Soft to firm light brown clayey sandy SILT. Sand is fine.
	1.60	ES					
							Becoming very soft from 2.0m.
▼	2.30	ES					*Band of yellowish brown and light brown silty slightly gravelly sand between 2.2m and 2.4m.* *Groundwater seepage at 2.3m.*
				2.40	4.27		End of pit at 2.40 m

Remarks: Scanned with GPR prior to excavation and accompanied by a UXO professional during excavation. Groundwater seepage noted at 2.3m. Sides of pit collapsing from 1.9mbgl. Backfilled with arisings, with the excess mounded over the top. PAK test at 0.25m indicated positive result (speckles of green).

Stability: Unstable

AGS

TRIAL PIT LOG

Contract:	Client:	Trial Pit:
Ford Airfield	**Wates**	**TP104**

Contract Ref:	Start:	Ground Level (m AOD):	National Grid Co-ordinate:	Sheet:
29228	**11.09.23** End: **11.09.23**	**---**	**E:499009.6 N:102661.9**	**1** of **1**

Samples and In-situ Tests				Water	Backfill	Description of Strata	Reduced Level	Depth (Thickness)	Material Graphic Legend
Depth	No	Type	Results						
						MADE GROUND: Firm brown slightly sandy, slightly gravelly CLAY with occassional rootlets. Gravel is fine to medium angular to subangular flint and rare brick.		(0.60)	
						. . . becoming lighter brown		0.60	
0.60-0.80	ES1	ES	Tubx1+VLx2+J			MADE GROUND: Black / white sandy GRAVEL of chalk clusters and clinker		0.80	
0.80-1.00	ES2	ES	Tubx3+VLx2+J			Firm to stiff brown slightly sandy silty CLAY (BRICKEARTH)		1.00	

Plan (Not to Scale)

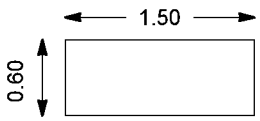

General Remarks

1. Trial pit remained dry and stable during excavation.
2. Trial pit terminated at 1.00m depth.
3. On completion, trial pit backfilled with arisings.

All dimensions in metres | Scale: **1:25**

Method Used:	Plant Used:	Logged By:	Checked By:
Machine dug	**JCB-3CX**	**ATranter**	

GEOTECHNICAL_LIBRARY_V8_06.GLB LibVersion: v8_06_018 PrjVersion: v8_06 - Core+Logs - 002 | Log TRIAL PIT LOG - A4P | 29228_FORD AIRFIELD.GPJ - v8_06.
RSK Environment Ltd, 18 Frogmore Road, Hemel Hempstead, Hertfordshire, HP3 9RT. Tel: 01442 437500, Fax: 01442 437550, Web: www.rsk.co.uk. | 03/10/23 - 11:19 | ES6 |
ARUN DISTRICT COUNCIL/29228/38/24/DOC

TRIAL PIT LOG

Contract:	Client:	Trial Pit:
Ford Airfield	**Wates**	**TP105**

Contract Ref:	Start:	Ground Level (m AOD):	National Grid Co-ordinate:	Sheet:
29228	**11.09.23** End: **11.09.23**	**---**	**E:499033.9 N:102644.0**	**1** of **1**

Samples and In-situ Tests				Water	Backfill	Description of Strata	Reduced Level	Depth (Thickness)	Material Graphic Legend
Depth	No	Type	Results						
0.30-0.50	ES1	ES	Tubx2+VLx2+J			MADE GROUND: Firm brown slightly sandy, slightly gravelly CLAY with occassional rootlets. Gravel is fine to medium angular to subangular flint and rare brick.		(0.60)	
						. . . becoming lighter brown		0.60	
						MADE GROUND: Black / white sandy GRAVEL of chalk clasts, clinker and ash.		0.80	
0.80-1.00	ES2	ES	Tubx2+VLx2+J			Firm to stiff brown slightly sandy silty CLAY (BRICKEARTH)		1.00	

Plan (Not to Scale)

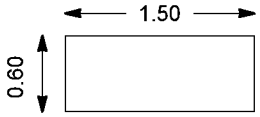

General Remarks

1. Trial pit remained dry and stable during excavation.
2. Trial pit terminated at 1.00m depth.
3. On completion, trial pit backfilled with arisings.

All dimensions in metres | Scale: **1:25**

Method Used:	Plant Used:	Logged By:	Checked By:
Machine dug	**JCB-3CX**	**ATranter**	

GEOTECHNICAL_LIBRARY_V8_06.GLB LibVersion: v8_06_018 PrjVersion: v8_06 - Core+Logs - 002 | Log TRIAL PIT LOG - A4P | 29228_FORD AIRFIELD.GPJ - v8_06.
RSK Environment Ltd, 18 Frogmore Road, Hemel Hempstead, Hertfordshire, HP3 9RT. Tel: 01442 437500, Fax: 01442 437550, Web: www.rsk.co.uk. | 03/10/23 - 11:19 | ES6 |
ARUN DISTRICT COUNCIL/29228/38/24/DOC

Leap Environmental Ltd
The Atrium, Curtis Road
Dorking, Surrey RH4 1XA

Trial Pit Log

Trialpit No
TP305
Sheet 1 of 1

Project Name: Ford Airfield	Project No. LP3560	Co-ords: 498999 - 102577 Level: 6.46	Date 24/11/2023
Location: Ford Airfield, Ford Lane, Arundel, BN18 0YH		Dimensions (m): 3 × 0.5, Depth 2.30	Scale 1:25
Client: RSK Environment Ltd on behalf on Wates Development Ltd			Logged LS

Water Strike	Samples and In Situ Testing: Depth	Type	Results	Depth (m)	Level (m)	Legend	Stratum Description
	0.40	ES					Grass over MADE GROUND: Dark brown clayey silty slightly gravelly SAND. Sand is fine to medium. Gravel is fine to coarse subrounded of flint.
	0.65	ES		0.60	5.86		MADE GROUND: Black sandy GRAVEL of fine to coarse subangular to angular asphalt.
	0.80	ES		0.70	5.76		Firm orangish brown, light brown and greyish brown clayey sandy SILT. Sand is fine.
	1.50	ES					
▼							*Groundwater seepage at 1.8m.*
	2.00	ES					*Band of light brown silty very gravelly fine to medium sand from 1.9m to 2.1m. Gravel is fine to coarse rounded to subangular of flint and occasional chalk.*
				2.30	4.16		End of pit at 2.30 m

Remarks: Scanned with GPR prior to excavation and accompanied by a UXO professional during excavation. Groundwater seepage noted at 1.8m. Sides of pit collapsing from 1.8m. Backfilled with arisings, with the excess mounded over the top.PAK test at 0.6m indicated negative result.

Stability: Unstable

AGS

Leap Environmental Ltd
The Atrium, Curtis Road
Dorking, Surrey RH4 1XA
[redacted]

Borehole Log

Borehole No.
WS304
Sheet 1 of 1

Project Name:	Ford Airfield	Project No. LP3560	Co-ords:	499119 - 102563	Hole Type WS
Location:	Ford Airfield, Ford Lane, Arundel, BN18 0YH		Level:	7.04	Scale 1:20
Client:	RSK Environment Ltd on behalf on Wates Development Ltd		Dates:	27/11/2023 -	Logged By IB

Well	Water Strikes	Samples and In Situ Testing			Depth (m)	Level (m)	Legend	Stratum Description
		Depth (m)	Type	Results				
					0.28	6.76		CONCRETE.
		0.30	ES	PID=0				MADE GROUND Black Sandy GRAVEL. Sand is fine to coarse. Gravel is angular to sub-rounded fine to coarse of flint. Strong hydrocarbon odour. (Bituminous material)
		0.50	ES		0.45	6.59		MADE GROUND Grey sandy GRAVEL. Sand is fine to coarse. Gravel is angular to sub-rounded fine to coarse of flint and blacktop. Strong hydrocarbon odour.
				PID=0	0.65	6.39		Firm dark greenish brown slightly sandy CLAY. Sand is fine and medium.
		0.80 - 0.90	ES	PID=0				
					1.40	5.64		Firm brown mottled grey slightly sandy CLAY. Sand is fine and medium.
		1.50	ES					
		2.00	ES					*Between 2.2 - 2.4m fine gravel of flint.*
		2.50	ES					
		3.00	ES		3.00	4.04		End of borehole at 3.00 m

1
2
3
4

Remarks
Position checked with Ground Penetrating Radar, CAT and Genny prior to excavation. Checks for buried ferrous objects carried out during excavation by specialist unexploded ordnance (UXO) officer using magnetometer. Inspection pit hand dug to 1.2m depth. Backfilled with bentonite pellets from 2m to 1mbgl, with arisings from 1m to 0.1mbgl and concrete from 0.1m to GL.

AGS

TRIAL PIT LOG

Contract:	Client:	Trial Pit:
Ford Airfield	**Wates / Redrow**	**T19**

Contract Ref:	Start:	Ground Level (m AOD):	National Grid Co-ordinate:	Sheet:
29228	**17.02.20** End: **17.02.20**	**5.94**	**E:499049.8 N:102495.3**	**1** of **2**

Samples and In-situ Tests				Water	Backfill	Description of Strata	Reduced Level	Depth (Thickness)	Material Graphic Legend
Depth	No	Type	Results						
						Dark brown silty CLAY with occasional angular to subangular fine to coarse gravel of flint and rare wood. (TOPSOIL)	5.59	(0.35) 0.35	
						Soft to firm light brown silty CLAY with rare angular to subangular fine to medium gravel of flint. (BRICKEARTH)	5.14	(0.45) 0.80	
						Trial pit terminated at 0.80mbgl.			

Plan (Not to Scale)

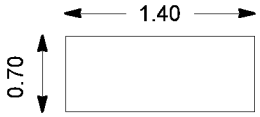

General Remarks

1. Checks for buried ferrous objects carried out during excavation by specialist unexploded ordnance (UXO) officer using magnetometer.
2. Trial pit remained dry and stable during excavation.
3. No visual or olfactory evidence of contamination.
4. Groundwater seepage encountered at 0.80mbgl.
5. No samples or well installation required.
6. Initial scrape revealed concrete so location moved approximately 1.00m into the field.
7. Trial pit backfilled with gravel to ground level in preparation for soakage testing.

All dimensions in metres | Scale: **1:25**

Method Used:	Plant Used:	Logged By:	Checked By:
Machine dug	**8 Ton Tracked Excavator**	**VRussell**	

GEOTECHNICAL_LIBRARY_V8_06.GLB LibVersion: v8_06_018 PrjVersion: v8_06 - Core+Logs - 002 | Log TRIAL PIT LOG - A4P | 29228_FORD AIRFIELD.GPJ - v8_06.
RSK Environment Ltd, 18 Frogmore Road, Hemel Hempstead, Hertfordshire, HP3 9RT. Tel: 01442 437500, Fax: 01442 437550, Web: www.rsk.co.uk. | 30/03/20 - 14:59 | AT3 |
ARUN DISTRICT COUNCIL/38/24/DOC

BOREHOLE LOG

Contract:	Client:	Borehole:
Ford Airfield	**Wates / Redrow**	**BH2**

Contract Ref:	Start:	End:	Ground Level:	National Grid Co-ordinate:	Sheet:
29228	**14.08.18**	**14.08.18**	**6.29**	**E:499087.6 N:102524.2**	**1** of **3**

Samples and In-situ Tests: Depth	No	Type	Results	Water	Backfill & Instru-mentation	Description of Strata	Reduced Level	Depth (Thickness)	Material Graphic Legend
						TOPSOIL: Very friable dark brown slightly sandy CLAY with roots occasional fine flint.	5.89	0.40	
0.30	1	D							
0.50	2	D				Firm very friable orangish brown slightly sandy CLAY with occasional fine chalk clasts and flint gravel. (BRICKEARTH)	5.29	(0.60) 1.00	
1.00	3	D				Firm to stiff orangish brown slightly sandy slightly gravelly CLAY. Gravel is fine to medium size flint gravel and chalk clasts. Strength of the soil decreasing with depth. (BRICKEARTH)			
1.20-1.65	1	SPT	4,4/3,3,2,2 N=10						
1.20-1.65	4	D							
1.75	5	D						(2.00)	
2.00-2.45	6	U							
2.75	7	D					3.29	3.00	
3.00-3.45	2	SPT	2,3/2,2,3,2 N=9			Soft light brown sandy silty CLAY. Gravel is fine to coarse flint gravel and chalk clasts. (BRICKEARTH)			
3.00-3.45	8	D							
3.75	9	D						(1.70)	
4.00-4.45	3	SPT(c)	18,10/0,0,21,23 N=44			. . . at 4.0m becoming slightly sandy gravelly CLAY. Gravel is fine to coarse flint and chalk clasts.			
4.00-4.45	10	B					1.59	4.70	
4.75	11	D				Structureless CHALK recovered as soft to firm off-white mottled light brown slight sandy gravelly SILT. Gravel is fine to coarse low to medium density chalk clasts. (Class Dm). (WHITE CHALK SUBGROUP)			
5.00-5.45	4	SPT(c)	18,12/6,4,3,3 N=16						
5.00-5.45	12	D							
6.00	13	D							
6.50-6.95	5	SPT	4,4/5,5,4,5 N=19						
6.50-6.95	14	D							
7.50	15	D							
8.00-8.45	6	SPT	7,5/4,6,6,7 N=23					(7.30)	
8.00-8.45	16	D							

Boring Progress and Water Observations: Date	Time	Borehole Depth	Casing Depth	Borehole Diameter (mm)	Water Depth	Chiselling / Slow Progress: From	To	Duration (hh:mm)

General Remarks

1. Inspection pit excavated to 1.2m bgl.
2. Borehole cleared of UXO using a down hole probe.
3. No groundwater stikes recorded.
4. Borehole installed with 4.0m plain and 7m slotted pipe.

All dimensions in metres | Scale: **1:50**

Method Used:	Plant Used:	Drilled By:	Logged By:	Checked By:
Inspection pit + Cable percussion	**Dando 2000**	**Trevor Cannon**	**ATranter**	

GINT_LIBRARY_V8_06.GLB LibVersion: v8_06_018 PrjVersion: v8_06 - Core+Logs - 002 | Log CABLE PERCUSSION LOG - A4P | 29228_FORD AIRFIELD.GPJ - v8_06.
RSK Environment Ltd, 18 Frogmore Road, Hemel Hempstead, Hertfordshire, HP3 9RT. Tel: 01442 437500, Fax: 01442 437550, Web: www.rsk.co.uk. | 05/11/18 - 11:13 | AT3 |
ARUN DISTRICT COUNCIL F/38/24/DOS

BOREHOLE LOG

Contract:	Client:	Borehole:
Ford Airfield	**Wates / Redrow**	**BH2**

Contract Ref:	Start:	Ground Level:	National Grid Co-ordinate:	Sheet:
29228	**14.08.18** End: **14.08.18**	**6.29**	**E:499087.6 N:102524.2**	**2** of **3**

Samples and In-situ Tests: Depth	No	Type	Results	Water	Backfill & Instru-mentation	Description of Strata	Reduced Level	Depth (Thickness)	Material Graphic Legend
9.00	17	D				Structureless CHALK recovered as soft to firm off-white mottled light brown slight sandy gravelly SILT. Gravel is fine to coarse low to medium density chalk clasts. (Class Dm). (WHITE CHALK SUBGROUP) *(stratum copied from 4.70m from previous sheet)*			
9.50-9.95	7	SPT(c)	10,7/6,7,8,8 N=29						
9.50-9.95	18	D							
10.50	19	D							
11.00-11.45	8	SPT(c)	9,10/13,17,21,23 N=74						
11.00-11.45	20	D							
							-5.71	12.00	
12.00	21	D				Possible structured CHALK recovered as off-white occasionally speckled dark brown GRAVEL of medium density chalk clasts in a silt melange. (WHITE CHALK SUBGROUP)			
12.50-12.95	9	SPT(c)	8,9/10,10,12,10 N=42						
12.50-12.95	22	D							
13.50	23	D							
14.00-14.45	10	SPT(c)	14,13/7,8,7,7 N=29						
14.00-14.45	24	D							
15.00	25	D							
15.50-15.95	11	SPT(c)	7,8/9,10,11,11 N=41						
15.50-15.95	26	D						(8.00)	
16.50	27	D							
17.00-17.45	12	SPT(c)	17,14/21,25,0,0 N=46						
17.00-17.45	28	D							

Boring Progress and Water Observations: Date	Time	Borehole Depth	Casing Depth	Borehole Diameter (mm)	Water Depth	Chiselling / Slow Progress: From	To	Duration (hh:mm)

General Remarks

All dimensions in metres | Scale: **1:50**

Method Used:	Plant Used:	Drilled By:	Logged By:	Checked By:
Inspection pit + Cable percussion	**Dando 2000**	**Trevor Cannon**	**ATranter**	

GINT_LIBRARY_V8_06.GLB LibVersion: v8_06_018 PrjVersion: v8_06 - Core+Logs - 002 | Log CABLE PERCUSSION LOG - A4P | 29228_FORD AIRFIELD.GPJ - v8_06.
RSK Environment Ltd, 18 Frogmore Road, Hemel Hempstead, Hertfordshire, HP3 9RT. Tel: 01442 437500, Fax: 01442 437550, Web: www.rsk.co.uk. | 05/11/18 - 11:13 | AT3 |
ARUN DISTRICT COUNCIL 5/38/24/DOC

BOREHOLE LOG

Contract:	Client:	Borehole:
Ford Airfield	**Wates / Redrow**	**BH2**

Contract Ref:	Start:	Ground Level:	National Grid Co-ordinate:	Sheet:
29228	**14.08.18** End: **14.08.18**	**6.29**	**E:499087.6 N:102524.2**	**3** of **3**

Samples and In-situ Tests				Water	Backfill & Instru-mentation	Description of Strata	Reduced Level	Depth (Thick ness)	Material Graphic Legend
Depth	No	Type	Results						
18.00	29	D				Possible structured CHALK recovered as off-white occasionally speckled dark brown GRAVEL of medium density chalk clasts in a silt melange. (WHITE CHALK SUBGROUP) *(stratum copied from 12.00m from previous sheet)*	-13.71	20.00	
18.50-18.95	13	SPT(c)	8,8/10,12,13,14 N=49						
18.50-18.95	30	D							
19.00	31	D							
19.50-19.95	14	SPT(c)	7,10/12,15,18,22 N=67						
19.55-20.00	32	D							

Boring Progress and Water Observations					
Date	Time	Borehole Depth	Casing Depth	Borehole Diameter (mm)	Water Depth

Chiselling / Slow Progress		
From	To	Duration (hh:mm)

General Remarks

All dimensions in metres | Scale: **1:50**

Method Used:	Plant Used:	Drilled By:	Logged By:	Checked By:
Inspection pit + Cable percussion	**Dando 2000**	**Trevor Cannon**	**ATranter**	AGS

GEOTECHNICAL LIBRARY_V8_06.GLB LibVersion: v8_06_018 PrjVersion: v8_06 - Core+Logs - 002 | Log CABLE PERCUSSION LOG - A4P | 29228_FORD AIRFIELD.GPJ - v8_06.
RSK Environment Ltd, 18 Frogmore Road, Hemel Hempstead, Hertfordshire, HP3 9RT. Tel: 01442 437500, Fax: 01442 437550, Web: www.rsk.co.uk. | 05/11/18 - 11:13 | AT3 |

TRIAL PIT LOG

Contract:	Client:	Trial Pit:
Ford Airfield	**Wates / Redrow**	**S2**

Contract Ref:	Start:	Ground Level:	National Grid Co-ordinate:	Sheet:
29228	**14.08.18** End: **14.08.18**	**6.50**	**E:499123.3 N:102541.5**	**1** of **1**

Samples and In-situ Tests				Water	Backfill	Description of Strata	Depth (Thickness)	Material Graphic Legend
Depth	No	Type	Results					
						MADE GROUND: Brown slightly gravelly sandy silty clay with roots. Gravel is subangular to subrounded fine to medium flint.	(0.30) 0.30	
						MADE GROUND: Orange brown sandy gravelly silty CLAY. Sand is fine. Gravel is fine to coarse angular to subrounded of flint.	0.50	
0.50	ES1	ES				MADE GROUND: Multicoloured sandy GRAVEL. Sand is fine. Gravel is medium to coarse angular of brick, flint, ash and clinker.	0.65	
						Firm friable orange brown mottled sandy silty CLAY. (BRICKEARTH) . . . Becomes firm at 1.00 m bgl . . . Becomes stiff at 1.80 m bgl	(1.95)	
						Soakaway pit terminated at 2.60m bgl.	2.60	

General Remarks

1. UXO scan undertaken from ground level
2. Trial pit remained stable
3. No groundwater encountered
4. Backfilled with arisings

All dimensions in metres | Scale: **1:25**

Method Used:	Plant Used:	Logged By:	Checked By:
Machine dug	**JCB-3CX**	**ADenton**	AT

AGS

ARUN DISTRICT COUNCIL/38/24/DOC

GINT_LIBRARY_V8_06.GLB LibVersion: v8_06_018 PrjVersion: v8_06 - Core+Logs - 002 | Log TRIAL PIT LOG - NO PLAN - A4P | 29228_FORD AIRFIELD.GPJ - v8_06.
RSK Environment Ltd, 18 Frogmore Road, Hemel Hempstead, Hertfordshire, HP3 9RT. Tel: 01442 437500, Fax: 01442 437550, Web: www.rsk.co.uk. | 26/10/18 - 14:07 | AT3 |

APPENDIX VI - CHEMICAL ANALYSIS CERTIFICATES

ARUN DISTRICT COUNCIL F/38/24/DOC

Element Materials Technology
Unit 3 Deeside Point
Zone 3
Deeside Industrial Park
Deeside
CH5 2UA

[redacted]

Omnia
3-6 The Quarterdeck
Port Solent
Portsmouth
United Kingdom
PO6 4TP

Attention :	Olivia Maxwell
Date :	29th October, 2024
Your reference :	A11918-4 (Historic Runway)
Our reference :	Test Report 24/17662 Batch 1
Location :	Ford Airfield Historic Runway
Date samples received :	16th October, 2024
Status :	Final Report
Issue :	202410291549

Five samples were received for analysis on 16th October, 2024 of which five were scheduled for analysis. Please find attached our Test Report which should be read with notes at the end of the report and should include all sections if reproduced. Interpretations and opinions are outside the scope of any accreditation, and all results relate only to samples supplied.
All analysis is carried out on as received samples and reported on a dry weight basis unless stated otherwise. Results are not surrogate corrected.

The greenhouse gas emissions generated (in Carbon – Co2e) to obtain the results in this report are estimated as:

Scope 1&2 emissions - 20.924 kg of CO2

Scope 1&2&3 emissions - 49.448 kg of CO2

Authorised By:

[redacted]

Bruce Leslie
Project Manager

Please include all sections of this report if it is reproduced

Client Name: Omnia
Reference: A11918-4 (Historic Runway)
Location: Ford Airfield Historic Runway
Contact: Olivia Maxwell
EMT Job No: 24/17662

Report : Solid

Solids: V=60g VOC jar, J=250g glass jar, T=plastic tub

EMT Sample No.	1-3	4-6	7-8	9-11	12-14							
Sample ID	TP511	TP512	TP513	TP514	TP515							
Depth	0.00-0.75	0.20-0.80	0.20-0.60	0.92-1.10	0.40-0.50							
COC No / misc												
Containers	V J T	V J T	J T	V J T	J T							
Sample Date	11/10/2024	11/10/2024	11/10/2024	11/10/2024	11/10/2024							
Sample Type	Soil	Soil	Soil	Soil	Soil							
Batch Number	1	1	1	1	1							
Date of Receipt	16/10/2024	16/10/2024	16/10/2024	16/10/2024	16/10/2024							

Please see attached notes for all abbreviations and acronyms

											LOD/LOR	Units	Method No.
Arsenic #	13.1	14.6	12.3	8.7	12.5						<0.5	mg/kg	TM30/PM15
Barium #	65	38	51	81	379						<1	mg/kg	TM30/PM15
Beryllium	1.1	0.7	0.9	1.1	3.5						<0.5	mg/kg	TM30/PM15
Cadmium #	<0.1	<0.1	<0.1	<0.1	<0.1						<0.1	mg/kg	TM30/PM15
Chromium #	56.8	69.8	54.4	46.0	38.7						<0.5	mg/kg	TM30/PM15
Copper #	14	6	12	13	88						<1	mg/kg	TM30/PM15
Lead #	25	9	18	12	26						<5	mg/kg	TM30/PM15
Mercury #	<0.1	<0.1	<0.1	<0.1	<0.1						<0.1	mg/kg	TM30/PM15
Nickel #	20.2	13.4	16.7	24.3	52.8						<0.7	mg/kg	TM30/PM15
Selenium #	<1	<1	<1	<1	1						<1	mg/kg	TM30/PM15
Vanadium	47	34	39	41	85						<1	mg/kg	TM30/PM15
Water Soluble Boron #	0.6	0.3	0.6	0.6	1.2						<0.1	mg/kg	TM74/PM32
Zinc #	53	23	47	48	115						<5	mg/kg	TM30/PM15
PAH MS													
Naphthalene #	<0.04	<0.04	<0.04	<0.04	0.18						<0.04	mg/kg	TM4/PM8
Acenaphthylene	<0.03	<0.03	<0.03	<0.03	0.16						<0.03	mg/kg	TM4/PM8
Acenaphthene #	<0.05	<0.05	<0.05	<0.05	<0.05						<0.05	mg/kg	TM4/PM8
Fluorene #	<0.04	<0.04	<0.04	<0.04	0.05						<0.04	mg/kg	TM4/PM8
Phenanthrene #	0.15	<0.03	0.07	<0.03	0.90						<0.03	mg/kg	TM4/PM8
Anthracene #	0.08	<0.04	<0.04	<0.04	0.39						<0.04	mg/kg	TM4/PM8
Fluoranthene #	0.36	<0.03	0.23	<0.03	3.61						<0.03	mg/kg	TM4/PM8
Pyrene #	0.29	<0.03	0.21	<0.03	3.08						<0.03	mg/kg	TM4/PM8
Benzo(a)anthracene #	0.20	<0.06	0.14	<0.06	2.06						<0.06	mg/kg	TM4/PM8
Chrysene #	0.20	<0.02	0.13	<0.02	1.96						<0.02	mg/kg	TM4/PM8
Benzo(bk)fluoranthene #	0.31	<0.07	0.20	<0.07	3.61						<0.07	mg/kg	TM4/PM8
Benzo(a)pyrene #	<0.04	<0.04	0.15	<0.04	2.18						<0.04	mg/kg	TM4/PM8
Indeno(123cd)pyrene #	0.15	<0.04	0.08	<0.04	1.44						<0.04	mg/kg	TM4/PM8
Dibenzo(ah)anthracene #	<0.04	<0.04	<0.04	<0.04	0.25						<0.04	mg/kg	TM4/PM8
Benzo(ghi)perylene #	0.14	<0.04	0.09	<0.04	1.34						<0.04	mg/kg	TM4/PM8
PAH 16 Total	1.9	<0.6	1.3	<0.6	21.2						<0.6	mg/kg	TM4/PM8
Benzo(b)fluoranthene	0.22	<0.05	0.14	<0.05	2.60						<0.05	mg/kg	TM4/PM8
Benzo(k)fluoranthene	0.09	<0.02	0.06	<0.02	1.01						<0.02	mg/kg	TM4/PM8
PAH Surrogate % Recovery	95	97	93	94	98						<0	%	TM4/PM8

Client Name: Omnia
Reference: A11918-4 (Historic Runway)
Location: Ford Airfield Historic Runway
Contact: Olivia Maxwell
EMT Job No: 24/17662

Report : Solid

Solids: V=60g VOC jar, J=250g glass jar, T=plastic tub

EMT Sample No.	1-3	4-6	7-8	9-11	12-14						LOD/LOR	Units	Method No.
Sample ID	TP511	TP512	TP513	TP514	TP515								
Depth	0.00-0.75	0.20-0.80	0.20-0.60	0.92-1.10	0.40-0.50								
COC No / misc													
Containers	V J T	V J T	J T	V J T	J T								
Sample Date	11/10/2024	11/10/2024	11/10/2024	11/10/2024	11/10/2024								
Sample Type	Soil	Soil	Soil	Soil	Soil								
Batch Number	1	1	1	1	1								
Date of Receipt	16/10/2024	16/10/2024	16/10/2024	16/10/2024	16/10/2024								
TPH CWG													
Aliphatics													
>C5-C6 (HS_1D_AL) #	<0.1	<0.1	<0.1	<0.1	<0.1 SV						<0.1	mg/kg	TM36/PM12
>C6-C8 (HS_1D_AL) #	<0.1	<0.1	<0.1	<0.1	<0.1 SV						<0.1	mg/kg	TM36/PM12
>C8-C10 (HS_1D_AL)	<0.1	<0.1	<0.1	<0.1	<0.1 SV						<0.1	mg/kg	TM36/PM12
>C10-C12 (EH_CU_1D_AL) #	<0.2	<0.2	<0.2	<0.2	<0.2						<0.2	mg/kg	TM5/PM8/PM16
>C12-C16 (EH_CU_1D_AL) #	<4	<4	<4	<4	<4						<4	mg/kg	TM5/PM8/PM16
>C16-C21 (EH_CU_1D_AL) #	<7	<7	<7	<7	11						<7	mg/kg	TM5/PM8/PM16
>C21-C35 (EH_CU_1D_AL) #	<7	<7	<7	<7	<7						<7	mg/kg	TM5/PM8/PM16
Total aliphatics C5-35 (EH_CU+HS_1D_AL)	<19	<19	<19	<19	<19						<19	mg/kg	TM5/TM36/PM8/PM12/PM16
Aromatics													
>C5-EC7 (HS_1D_AR) #	<0.1	<0.1	<0.1	<0.1	<0.1 SV						<0.1	mg/kg	TM36/PM12
>EC7-EC8 (HS_1D_AR) #	<0.1	<0.1	<0.1	<0.1	<0.1 SV						<0.1	mg/kg	TM36/PM12
>EC8-EC10 (HS_1D_AR) #	<0.1	<0.1	<0.1	<0.1	<0.1 SV						<0.1	mg/kg	TM36/PM12
>EC10-EC12 (EH_CU_1D_AR) #	<0.2	<0.2	<0.2	<0.2	<0.2						<0.2	mg/kg	TM5/PM8/PM16
>EC12-EC16 (EH_CU_1D_AR) #	<4	<4	<4	<4	8						<4	mg/kg	TM5/PM8/PM16
>EC16-EC21 (EH_CU_1D_AR) #	<7	<7	<7	<7	40						<7	mg/kg	TM5/PM8/PM16
>EC21-EC35 (EH_CU_1D_AR) #	<7	<7	<7	<7	136						<7	mg/kg	TM5/PM8/PM16
Total aromatics C5-35 (EH_CU+HS_1D_AR) #	<19	<19	<19	<19	184						<19	mg/kg	TM5/TM36/PM8/PM12/PM16
Total aliphatics and aromatics(C5-35) (EH_CU+HS_1D_Total)	<38	<38	<38	<38	184						<38	mg/kg	TM5/TM36/PM8/PM12/PM16
MTBE #	<5	<5	<5	<5	<5 SV						<5	ug/kg	TM36/PM12
Benzene #	<5	<5	<5	<5	<5 SV						<5	ug/kg	TM36/PM12
Toluene #	<5	<5	<5	<5	<5 SV						<5	ug/kg	TM36/PM12
Ethylbenzene #	<5	<5	<5	<5	<5 SV						<5	ug/kg	TM36/PM12
m/p-Xylene #	<5	<5	<5	<5	<5 SV						<5	ug/kg	TM36/PM12
o-Xylene #	<5	<5	<5	<5	<5 SV						<5	ug/kg	TM36/PM12
Total Phenols HPLC	<0.15	<0.15	<0.15	<0.15	<0.15						<0.15	mg/kg	TM26/PM21B
SEM #	-	-	-	-	2337						<110	mg/kg	TM7/PM6
Saturates (Aliphatics)	-	-	-	-	4.82						<0.01	%	TM13/PM6
Aromatics	-	-	-	-	15.41						<0.01	%	TM13/PM6
Resins (Heterocyclics)	-	-	-	-	57.36						<0.01	%	TM13/PM6
Asphaltenes	-	-	-	-	22.42						<0.01	%	TM13/PM6
Natural Moisture Content	15.7	13.1	14.9	19.9	26.2						<0.1	%	PM4/PM0
Triterpanes 191m/z	-	-	-	-	Absent							None	TM16/PM6
Triaromatic Steranes 231m/z	-	-	-	-	Absent							None	TM16/PM6
Coal Tar	-	-	-	-	<0.1						<0.1	%	TM16/PM6
Hexavalent Chromium #	<0.3	<0.3	<0.3	<0.3	<0.3						<0.3	mg/kg	TM38/PM20
Sulphate as SO4 (2:1 Ext) #	0.0032	0.0068	0.0274	0.0131	0.0643						<0.0015	g/l	TM38/PM20

Please see attached notes for all abbreviations and acronyms

Client Name: Omnia
Reference: A11918-4 (Historic Runway)
Location: Ford Airfield Historic Runway
Contact: Olivia Maxwell
EMT Job No: 24/17662

Report : Solid

Solids: V=60g VOC jar, J=250g glass jar, T=plastic tub

EMT Sample No.	1-3	4-6	7-8	9-11	12-14							
Sample ID	TP511	TP512	TP513	TP514	TP515							
Depth	0.00-0.75	0.20-0.80	0.20-0.60	0.92-1.10	0.40-0.50							
COC No / misc												
Containers	V J T	V J T	J T	V J T	J T							
Sample Date	11/10/2024	11/10/2024	11/10/2024	11/10/2024	11/10/2024							
Sample Type	Soil	Soil	Soil	Soil	Soil							
Batch Number	1	1	1	1	1							
Date of Receipt	16/10/2024	16/10/2024	16/10/2024	16/10/2024	16/10/2024							

Please see attached notes for all abbreviations and acronyms

											LOD/LOR	Units	Method No.
Chromium III	56.8	69.8	54.4	46.0	38.7						<0.5	mg/kg	NONE/NONE
Total Cyanide #	<0.5	<0.5	<0.5	<0.5	<0.5						<0.5	mg/kg	TM89/PM45
Organic Matter	0.8	-	-	-	21.3						<0.2	%	TM21/PM24
pH #	8.53	8.65	8.37	8.38	8.29						<0.01	pH units	TM73/PM11

Client Name: Omnia
Reference: A11918-4 (Historic Runway)
Location: Ford Airfield Historic Runway
Contact: Olivia Maxwell
EMT Job No: 24/17662

SVOC Report : **Solid**

EMT Sample No.	12-14												
Sample ID	TP515												
Depth	0.40-0.50										Please see attached notes for all abbreviations and acronyms		
COC No / misc													
Containers	J T												
Sample Date	11/10/2024												
Sample Type	Soil												
Batch Number	1										LOD/LOR	Units	Method No.
Date of Receipt	16/10/2024												
SVOC MS													
PAHs													
Naphthalene	606										<10	ug/kg	TM16/PM6
Acenaphthylene	144										<10	ug/kg	TM16/PM6
Acenaphthene	<10										<10	ug/kg	TM16/PM6
Fluorene	85										<10	ug/kg	TM16/PM6
Phenanthrene	1803										<10	ug/kg	TM16/PM6
Anthracene	389										<10	ug/kg	TM16/PM6
Fluoranthene	5049										<10	ug/kg	TM16/PM6
Pyrene	4296										<10	ug/kg	TM16/PM6
Benzo(a)anthracene	2910										<10	ug/kg	TM16/PM6
Chrysene	2992										<10	ug/kg	TM16/PM6
Benzo(bk)fluoranthene	4409										<10	ug/kg	TM16/PM6
Benzo(a)pyrene	2564										<10	ug/kg	TM16/PM6
Indeno(123cd)pyrene	1311										<10	ug/kg	TM16/PM6
Dibenzo(ah)anthracene	207										<10	ug/kg	TM16/PM6
Benzo(ghi)perylene	1654										<10	ug/kg	TM16/PM6

Please include all sections of this report if it is reproduced
All solid results are expressed on a dry weight basis unless stated otherwise.

Client Name: Omnia
Reference: A11918-4 (Historic Runway)
Location: Ford Airfield Historic Runway
Contact: Olivia Maxwell

Note:

Asbestos Screen analysis is carried out in accordance with our documented in-house methods PM042 and TM065 and HSG 248 by Stereo and Polarised Light Microscopy using Dispersion Staining Techniques and is covered by our UKAS accreditation. Detailed Gravimetric Quantification and PCOM Fibre Analysis is carried out in accordance with our documented in-house methods PM042 and TM131 and HSG 248 using Stereo and Polarised Light Microscopy and Phase Contrast Optical Microscopy (PCOM). Asbestos sub-samples are retained for not less than 6 months from the date of analysis unless specifically requested.

The LOQ of the Asbestos Quantification is 0.001% dry fibre of dry mass of sample.

Where the sample is not taken by a Element Materials Technology consultant, Element Materials Technology cannot be responsible for inaccurate or unrepresentative sampling.

Where trace asbestos is reported the amount of asbestos will be <0.1%.

EMT Job No.	Batch	Sample ID	Depth	EMT Sample No.	Analyst Name	Date Of Analysis	Analysis	Result
24/17662	1	TP511	0.00-0.75	3	Simon Postlewhite	25/10/2024	**General Description (Bulk Analysis)**	Brown soil/stones
					Simon Postlewhite	25/10/2024	**Asbestos Fibres**	NAD
					Simon Postlewhite	25/10/2024	**Asbestos ACM**	NAD
					Simon Postlewhite	25/10/2024	**Asbestos Type**	NAD
24/17662	1	TP512	0.20-0.80	6	Simon Postlewhite	25/10/2024	**General Description (Bulk Analysis)**	Brown soil/stones
					Simon Postlewhite	25/10/2024	**Asbestos Fibres**	NAD
					Simon Postlewhite	25/10/2024	**Asbestos ACM**	NAD
					Simon Postlewhite	25/10/2024	**Asbestos Type**	NAD
24/17662	1	TP513	0.20-0.60	8	Catherine Coles	25/10/2024	**General Description (Bulk Analysis)**	brown soil,stone
					Catherine Coles	25/10/2024	**Asbestos Fibres**	NAD
					Catherine Coles	25/10/2024	**Asbestos ACM**	NAD
					Catherine Coles	25/10/2024	**Asbestos Type**	NAD
24/17662	1	TP514	0.92-1.10	11	Catherine Coles	25/10/2024	**General Description (Bulk Analysis)**	brown soil,stone
					Catherine Coles	25/10/2024	**Asbestos Fibres**	NAD
					Catherine Coles	25/10/2024	**Asbestos ACM**	NAD
					Catherine Coles	25/10/2024	**Asbestos Type**	NAD
24/17662	1	TP515	0.40-0.50	14	Emily Smith	25/10/2024	**General Description (Bulk Analysis)**	Brown soil with stones
					Emily Smith	25/10/2024	**Asbestos Fibres**	NAD
					Emily Smith	25/10/2024	**Asbestos ACM**	NAD
					Emily Smith	25/10/2024	**Asbestos Type**	NAD

Client Name: Omnia
Reference: A11918-4 (Historic Runway)
Location: Ford Airfield Historic Runway
Contact: Olivia Maxwell

EMT Job No.	Batch	Sample ID	Depth	EMT Sample No.	Analysis	Reason
No deviating sample report results for job 24/17662						

Please note that only samples that are deviating are mentioned in this report. If no samples are listed it is because none were deviating. Only analyses which are accredited are recorded as deviating if set criteria are not met.
It is a requirement under ISO 17025 that we inform clients if samples are deviating i.e. outside what is expected. A deviating sample indicates that the sample 'may' be compromised but not necessarily will be compromised. The result is still accredited and our analytical reports will still show accreditation on the relevant analytes.

EMT Job No.: 24/17662

SOILS and ASH

Please note we are only MCERTS accredited (UK soils only) for sand, loam and clay and any other matrix is outside our scope of accreditation.

Where an MCERTS report has been requested, you will be notified within 48 hours of any samples that have been identified as being outside our MCERTS scope. As validation has been performed on clay, sand and loam, only samples that are predominantly these matrices, or combinations of them will be within our MCERTS scope. If samples are not one of a combination of the above matrices they will not be marked as MCERTS accredited.

It is assumed that you have taken representative samples on site and require analysis on a representative subsample. Stones will generally be included unless we are requested to remove them.

All samples will be discarded one month after the date of reporting, unless we are instructed to the contrary. Asbestos samples are retained for 6 months.

If you have not already done so, please send us a purchase order if this is required by your company.

Where appropriate please make sure that our detection limits are suitable for your needs, if they are not, please notify us immediately.

All analysis is reported on a dry weight basis unless stated otherwise. Limits of detection for analyses carried out on as received samples are not moisture content corrected. Results are not surrogate corrected. Samples are dried at 35°C ±5°C unless otherwise stated. Moisture content for CEN Leachate tests are dried at 105°C ±5°C. Ash samples are dried at 35°C ±5°C.

Where Mineral Oil is quoted, this refers to Total Aliphatics C10-C40.

Where a CEN 10:1 ZERO Headspace VOC test has been carried out, a 10:1 ratio of water to wet (as received) soil has been used.

% Asbestos in Asbestos Containing Materials (ACMs) is determined by reference to HSG 264 The Survey Guide - Appendix 2 : ACMs in buildings listed in order of ease of fibre release.

Sufficient amount of sample must be received to carry out the testing specified. Where an insufficient amount of sample has been received the testing may not meet the requirements of our accredited methods, as such accreditation may be removed.

Negative Neutralization Potential (NP) values are obtained when the volume of NaOH (0.1N) titrated (pH 8.3) is greater than the volume of HCl (1N) to reduce the pH of the sample to 2.0 - 2.5. Any negative NP values are corrected to 0.

The calculation of Pyrite content assumes that all oxidisable sulphides present in the sample are pyrite. This may not be the case. The calculation may be an overesitimate when other sulphides such as Barite (Barium Sulphate) are present.

WATERS

Please note we are not a UK Drinking Water Inspectorate (DWI) Approved Laboratory .

ISO17025 accreditation applies to surface water and groundwater and usually one other matrix which is analysis specific, any other liquids are outside our scope of accreditation.

As surface waters require different sample preparation to groundwaters the laboratory must be informed of the water type when submitting samples.

Where Mineral Oil is quoted, this refers to Total Aliphatics C10-C40.

STACK EMISSIONS

Where an MCERTS report has been requested, you will be notified within 48 hours of any samples that have been identified as being outside our MCERTS scope. As validation for Dioxins and Furans and Dioxin like PCBs has been performed on XAD-2 Resin, only samples which use this resin will be within our MCERTS scope.

Where appropriate please make sure that our detection limits are suitable for your needs, if they are not, please notify us immediately.

DEVIATING SAMPLES

All samples should be submitted to the laboratory in suitable containers with sufficient ice packs to sustain an appropriate temperature for the requested analysis. The temperature of sample receipt is recorded on the confirmation schedules in order that the client can make an informed decision as to whether testing should still be undertaken.

SURROGATES

Surrogate compounds are added during the preparation process to monitor recovery of analytes. However low recovery in soils is often due to peat, clay or other organic rich matrices. For waters this can be due to oxidants, surfactants, organic rich sediments or remediation fluids. Acceptable limits for most organic methods are 70 - 130% and for VOCs are 50 - 150%. When surrogate recoveries are outside the performance criteria but the associated AQC passes this is assumed to be due to matrix effect. Results are not surrogate corrected.

DILUTIONS

A dilution suffix indicates a dilution has been performed and the reported result takes this into account. No further calculation is required.

BLANKS

Where analytes have been found in the blank, the sample will be treated in accordance with our laboratory procedure for dealing with contaminated blanks.

NOTE

Data is only reported if the laboratory is confident that the data is a true reflection of the samples analysed. Data is only reported as accredited when all the requirements of our Quality System have been met. In certain circumstances where all the requirements of the Quality System have not been met, for instance if the associated AQC has failed, the reason is fully investigated and documented. The sample data is then evaluated alongside the other quality control checks performed during analysis to determine its suitability. Following this evaluation, provided the sample results have not been effected, the data is reported but accreditation is removed. It is a requirement of our Accreditation Body for data not reported as accredited to be considered indicative only, but this does not mean the data is not valid.
Where possible, and if requested, samples will be re-extracted and a revised report issued with accredited results. Please do not hesitate to contact the laboratory if further details are required of the circumstances which have led to the removal of accreditation.
Laboratory records are kept for a period of no less than 6 years.

REPORTS FROM THE SOUTH AFRICA LABORATORY

Any method number not prefixed with SA has been undertaken in our UK laboratory unless reported as subcontracted.

Measurement Uncertainty

Measurement uncertainty defines the range of values that could reasonably be attributed to the measured quantity. This range of values has not been included within the reported results. Uncertainty expressed as a percentage can be provided upon request.

Customer Provided Information

Sample ID and depth is information provided by the customer.

Age of Diesel

The age of release estimation is based on the nC17/pristane ratio only as prescribed by Christensen and Larsen (1993) and Kaplan, Galperin, Alimi et al., (1996).
Age estimation should be treated with caution as it can be influenced by site specific factors of which the laboratory are not aware.

Tentatively Identified Compounds (TICs)

Where Tentatively Identified Compounds (TICs) are reported, up to 10 Tentatively Identified Compounds will be listed where there is found to be a greater than 80% match with the NIST library. The reported concentration is determined semi-quantitively, with a matrix specific limit of detection. Note, other compounds may be present but are not reported.

ABBREVIATIONS and ACRONYMS USED

#	ISO17025 (UKAS Ref No. 4225) accredited - UK.
SA	ISO17025 (SANAS Ref No.T0729) accredited - South Africa
B	Indicates analyte found in associated method blank.
DR	Dilution required.
M	MCERTS accredited.
NA	Not applicable
NAD	No Asbestos Detected.
ND	None Detected (usually refers to VOC and/SVOC TICs).
NDP	No Determination Possible
SS	Calibrated against a single substance
SV	Surrogate recovery outside performance criteria. This may be due to a matrix effect.
W	Results expressed on as received basis.
+	AQC failure, accreditation has been removed from this result, if appropriate, see 'Note' on previous page.
>>	Results above quantitative calibration range. The result should be considered the minimum value and is indicative only. The actual result could be significantly higher.
*	Analysis subcontracted to an Element Materials Technology approved laboratory.
CO	Suspected carry over
LOD/LOR	Limit of Detection (Limit of Reporting) in line with ISO 17025 and MCERTS
ME	Matrix Effect
NFD	No Fibres Detected
BS	AQC Sample
LB	Blank Sample
N	Client Sample
TB	Trip Blank Sample
OC	Outside Calibration Range

HWOL ACRONYMS AND OPERATORS USED

HS	Headspace Analysis.
EH	Extractable Hydrocarbons - i.e. everything extracted by the solvent.
CU	Clean-up - e.g. by florisil, silica gel.
1D	GC - Single coil gas chromatography.
Total	Aliphatics & Aromatics.
AL	Aliphatics only.
AR	Aromatics only.
2D	GC-GC - Double coil gas chromatography.
#1	EH_Total but with humics mathematically subtracted
#2	EU_Total but with fatty acids mathematically subtracted
_	Operator - underscore to separate acronyms (exception for +).
+	Operator to indicate cumulative e.g. EH+HS_Total or EH_CU+HS_Total
MS	Mass Spectrometry.

EMT Job No: 24/17662

Test Method No.	Description	Prep Method No. (if appropriate)	Description	ISO 17025 (UKAS/SANAS)	MCERTS (UK soils only)	Analysis done on As Received (AR) or Dried (AD)	Reported on dry weight basis
PM4	Gravimetric measurement of Natural Moisture Content and % Moisture Content at either 35 degrees Celsius or 105 degrees Celsius. Calculation based on ISO 11465:1993(E) and BS1377-2:1990.	PM0	No preparation is required.			AR	
TM4	Modified USEPA 8270D v5:2014 method for the solvent extraction and determination of PAHs by GC-MS.	PM8	End over end extraction of solid samples for organic analysis. The solvent mix varies depending on analysis required.			AR	Yes
TM4	Modified USEPA 8270D v5:2014 method for the solvent extraction and determination of PAHs by GC-MS.	PM8	End over end extraction of solid samples for organic analysis. The solvent mix varies depending on analysis required.	Yes		AR	Yes
TM5	Modified 8015B v2:1996 method for the determination of solvent Extractable Petroleum Hydrocarbons (EPH) within the range C8-C40 by GCFID. For waters the solvent extracts dissolved phase plus a sheen if present.	PM8/PM16	End over end extraction of solid samples for organic analysis. The solvent mix varies depending on analysis required/Fractionation into aliphatic and aromatic fractions using a Rapid Trace SPE.	Yes		AR	Yes
TM5/TM36	please refer to TM5 and TM36 for method details	PM8/PM12/PM16	please refer to PM8/PM16 and PM12 for method details			AR	Yes
TM5/TM36	please refer to TM5 and TM36 for method details	PM8/PM12/PM16	please refer to PM8/PM16 and PM12 for method details	Yes		AR	Yes
TM7	Modified USEPA 3540C:1996 and 9071B:1998 for oily wastes. In house method for the gravimetric determination of a sample following solvent extraction.	PM6	Samples are extracted using Soxtec apparatus and solvent.	Yes		AR	Yes
TM13	Determination of Saturates, Aromatics, Resins and Asphaltenes by Thin Layer Chromatography with Flame Ionisation Detection.	PM6	Samples are extracted using Soxtec apparatus and solvent.			AR	Yes
TM16	Modified USEPA 8270D v5:2014. Quantitative determination of Semi-Volatile Organic compounds (SVOCs) by GC-MS.	PM6	Samples are extracted using Soxtec apparatus and solvent.			AR	Yes
TM16	Modified USEPA 8270D v5:2014. Quantitative determination of Semi-Volatile Organic compounds (SVOCs) by GC-MS.	PM6	Samples are extracted using Soxtec apparatus and solvent.			AR	

EMT Job No: 24/17662

Test Method No.	Description	Prep Method No. (if appropriate)	Description	ISO 17025 (UKAS/SANAS)	MCERTS (UK soils only)	Analysis done on As Received (AR) or Dried (AD)	Reported on dry weight basis
TM21	Modified BS 7755-3:1995, ISO10694:1995 Determination of Total Organic Carbon or Total Carbon by combustion in an Eltra TOC furnace/analyser in the presence of oxygen. The CO2 generated is quantified using infra-red detection. Organic Matter (SOM) calculated as per EA MCERTS Chemical Testing of Soil.	PM24	Preparation of Soil and Marine Sediment Samples for Total Organic Carbon.			AD	Yes
TM26	Determination of phenols by Reversed Phased High Performance Liquid Chromatography and Electro-Chemical Detection.	PM21B	As Received samples are extracted in Methanol: Water (60:40) by reciprocal shaker.			AR	Yes
TM30	Determination of Trace Metals by ICP-OES (Inductively Coupled Plasma-Optical Emission Spectrometry): WATERS by Modified USEPA Method 200.7, Rev. 4.4, 1994; Modified EPA Method 6010B, Rev.2, Dec 1996; Modified BS EN ISO 11885:2009: SOILS by Modified USEP 6010B, Rev.2, Dec.1996; Modified EPA Method 3050B, Rev.2, Dec.1996	PM15	Acid digestion of dried and ground solid samples using Aqua Regia refluxed at 112.5 degrees Celsius. Samples containing asbestos are not dried and ground.			AD	Yes
TM30	Determination of Trace Metals by ICP-OES (Inductively Coupled Plasma-Optical Emission Spectrometry): WATERS by Modified USEPA Method 200.7, Rev. 4.4, 1994; Modified EPA Method 6010B, Rev.2, Dec 1996; Modified BS EN ISO 11885:2009: SOILS by Modified USEP 6010B, Rev.2, Dec.1996; Modified EPA Method 3050B, Rev.2, Dec.1996	PM15	Acid digestion of dried and ground solid samples using Aqua Regia refluxed at 112.5 degrees Celsius. Samples containing asbestos are not dried and ground.	Yes		AD	Yes
TM36	Modified US EPA method 8015B v2:1996. Determination of Gasoline Range Organics (GRO) in the carbon chain range of C4-12 by headspace GC-FID. MTBE by GCFID co-elutes with 3-methylpentane if present and therefore can give a false positive. Positive MTBE results will be re-run using GC-MS to double check, when requested.	PM12	Modified US EPA method 5021A v2:2014. Preparation of solid and liquid samples for GC headspace analysis.			AR	Yes
TM36	Modified US EPA method 8015B v2:1996. Determination of Gasoline Range Organics (GRO) in the carbon chain range of C4-12 by headspace GC-FID. MTBE by GCFID co-elutes with 3-methylpentane if present and therefore can give a false positive. Positive MTBE results will be re-run using GC-MS to double check, when requested.	PM12	Modified US EPA method 5021A v2:2014. Preparation of solid and liquid samples for GC headspace analysis.	Yes		AR	Yes
TM38	Soluble Ion analysis using Discrete Analyser. Modified US EPA methods: Chloride 325.2 (1978), Sulphate 375.4 (Rev.2 1993), o-Phosphate 365.2 (Rev.2 1993), TON 353.1 (Rev.2 1993), Nitrite 354.1 (1971), Hex Cr 7196A (1992), NH4+ 350.1 (Rev.2 1993) - All anions comparable to BS ISO 15923-1: 2013I	PM20	Extraction of dried and ground or as received samples with deionised water in a 2:1 water to solid ratio using a reciprocal shaker for all analytes except hexavalent chromium. Extraction of as received sample using 10:1 ratio of 0.2M sodium hydroxide to soil for hexavalent chromium using a reciprocal shaker.	Yes		AD	Yes
TM38	Soluble Ion analysis using Discrete Analyser. Modified US EPA methods: Chloride 325.2 (1978), Sulphate 375.4 (Rev.2 1993), o-Phosphate 365.2 (Rev.2 1993), TON 353.1 (Rev.2 1993), Nitrite 354.1 (1971), Hex Cr 7196A (1992), NH4+ 350.1 (Rev.2 1993) - All anions comparable to BS ISO 15923-1: 2013I	PM20	Extraction of dried and ground or as received samples with deionised water in a 2:1 water to solid ratio using a reciprocal shaker for all analytes except hexavalent chromium. Extraction of as received sample using 10:1 ratio of 0.2M sodium hydroxide to soil for hexavalent chromium using a reciprocal shaker.	Yes		AR	Yes
TM65	Asbestos Bulk Identification method based on HSG 248 Second edition (2021)	PM42	Modified SCA Blue Book V.12 draft 2017 and WM3 1st Edition v1.1:2018. Solid samples undergo a thorough visual inspection for asbestos fibres prior to asbestos identification using TM065.	Yes		AR	
TM73	Modified US EPA methods 150.1 (1982) and 9045D Rev. 4 - 2004) and BS1377-3:1990. Determination of pH by Metrohm automated probe analyser.	PM11	Extraction of as received solid samples using one part solid to 2.5 parts deionised water.	Yes		AR	No

EMT Job No: 24/17662

Test Method No.	Description	Prep Method No. (if appropriate)	Description	ISO 17025 (UKAS/SANAS)	MCERTS (UK soils only)	Analysis done on As Received (AR) or Dried (AD)	Reported on dry weight basis
TM74	Analysis of water soluble boron (20:1 extract) by ICP-OES.	PM32	Hot water soluble boron is extracted from dried and ground samples using a 20:1 ratio.	Yes		AD	Yes
TM89	Modified USEPA method OIA-1667 (1999). Determination of cyanide by Flow Injection Analyser. Where WAD cyanides are required a Ligand displacement step is carried out before analysis.	PM45	As received solid samples are extracted with 1M NaOH by orbital shaker for Cyanide, Sulphide and Thiocyanate analysis.	Yes		AR	Yes
NONE	No Method Code	NONE	No Method Code			AD	Yes

Element Materials Technology
Unit 3 Deeside Point
Zone 3
Deeside Industrial Park
Deeside
CH5 2UA

[redacted]

Omnia
3-6 The Quarterdeck
Port Solent
Portsmouth
United Kingdom
PO6 4TP

Attention :	Olivia Maxwell
Date :	11th December, 2024
Your reference :	A11918-4 Yard
Our reference :	Test Report 24/20131 Batch 1
Location :	Ford Airfield Yard
Date samples received :	26th November, 2024
Status :	Final Report
Issue :	202412110957

Fourteen samples were received for analysis on 26th November, 2024 of which fourteen were scheduled for analysis. Please find attached our Test Report which should be read with notes at the end of the report and should include all sections if reproduced. Interpretations and opinions are outside the scope of any accreditation, and all results relate only to samples supplied.
All analysis is carried out on as received samples and reported on a dry weight basis unless stated otherwise. Results are not surrogate corrected.

The greenhouse gas emissions generated (in Carbon – Co2e) to obtain the results in this report are estimated as:

Scope 1&2 emissions - 48.508 kg of CO2

Scope 1&2&3 emissions - 114.637 kg of CO2

Authorised By:

[redacted]

Bruce Leslie
Project Manager

Please include all sections of this report if it is reproduced

Client Name: Omnia
Reference: A11918-4 Yard
Location: Ford Airfield Yard
Contact: Olivia Maxwell
EMT Job No: 24/20131

Report : Solid

Solids: V=60g VOC jar, J=250g glass jar, T=plastic tub

EMT Sample No.	1-3	4-6	7-9	10-12	13-15	16-18	19-21	22-24	25-27	28-30	LOD/LOR	Units	Method No.
Sample ID	WS501	WS502	WS503	WS503	WS504	WS505	WS506	WS507	WS507	WS508			
Depth	0.80-0.90	0.30-0.40	0.30-0.40	0.80-0.90	0.80-0.90	1.00-1.10	0.60-0.70	0.15-0.25	0.75-0.85	0.60-0.70			
COC No / misc													
Containers	V J T	V J T	V J T	V J T	V J T	V J T	V J T	V J T	V J T	V J T			
Sample Date	21/11/2024	21/11/2024	19/11/2024	19/11/2024	20/11/2024	19/11/2024	21/11/2024	19/11/2024	19/11/2024	19/11/2024			
Sample Type	Soil	Soil	Soil	Soil	Soil	Soil	Soil	Soil	Soil	Soil			
Batch Number	1	1	1	1	1	1	1	1	1	1			
Date of Receipt	26/11/2024	26/11/2024	26/11/2024	26/11/2024	26/11/2024	26/11/2024	26/11/2024	26/11/2024	26/11/2024	26/11/2024			
Arsenic #	7.6	3.4	-	8.0	12.1	12.1	7.9	-	7.9	12.3	<0.5	mg/kg	TM30/PM15
Barium #	72	36	-	66	77	79	62	-	62	73	<1	mg/kg	TM30/PM15
Beryllium	0.7	<0.5	-	0.7	1.2	1.3	0.7	-	0.7	1.1	<0.5	mg/kg	TM30/PM15
Cadmium #	<0.1	0.2	-	<0.1	<0.1	<0.1	<0.1	-	<0.1	<0.1	<0.1	mg/kg	TM30/PM15
Chromium #	39.0	48.2	-	36.1	35.2	45.0	42.6	-	42.5	43.9	<0.5	mg/kg	TM30/PM15
Copper #	14	23	-	14	18	17	11	-	15	17	<1	mg/kg	TM30/PM15
Lead #	13	5	-	26	15	15	13	-	19	14	<5	mg/kg	TM30/PM15
Mercury #	<0.1	<0.1	-	<0.1	<0.1	<0.1	<0.1	-	<0.1	<0.1	<0.1	mg/kg	TM30/PM15
Nickel #	15.5	11.6	-	15.4	24.0	24.3	15.1	-	15.2	24.0	<0.7	mg/kg	TM30/PM15
Selenium #	<1	<1	-	<1	<1	<1	<1	-	<1	<1	<1	mg/kg	TM30/PM15
Vanadium	32	12	-	30	46	48	35	-	35	46	<1	mg/kg	TM30/PM15
Water Soluble Boron #	0.6	0.5	-	1.0	2.1	1.1	0.6	-	0.8	0.6	<0.1	mg/kg	TM74/PM32
Zinc #	70	27	-	61	61	57	46	-	54	57	<5	mg/kg	TM30/PM15
PAH MS													
Naphthalene #	0.10	16.47$_{AA}$	-	<0.04	<0.04	0.11	<0.04	-	<0.04	<0.04	<0.04	mg/kg	TM4/PM8
Acenaphthylene	<0.03	9.78$_{AA}$	-	<0.03	<0.03	<0.03	<0.03	-	<0.03	<0.03	<0.03	mg/kg	TM4/PM8
Acenaphthene #	<0.05	83.19$_{AA}$	-	<0.05	<0.05	0.41	<0.05	-	<0.05	<0.05	<0.05	mg/kg	TM4/PM8
Fluorene #	<0.04	106.99$_{AA}$	-	<0.04	<0.04	0.56	<0.04	-	<0.04	<0.04	<0.04	mg/kg	TM4/PM8
Phenanthrene #	0.25	596.12$_{AB}$	-	0.09	<0.03	3.21	<0.03	-	0.09	<0.03	<0.03	mg/kg	TM4/PM8
Anthracene #	0.09	169.93$_{AB}$	-	<0.04	<0.04	0.74	<0.04	-	<0.04	<0.04	<0.04	mg/kg	TM4/PM8
Fluoranthene #	0.42	567.14$_{AB}$	-	0.12	<0.03	2.48	<0.03	-	0.18	<0.03	<0.03	mg/kg	TM4/PM8
Pyrene #	0.32	436.47$_{AB}$	-	0.10	<0.03	1.82	<0.03	-	0.16	<0.03	<0.03	mg/kg	TM4/PM8
Benzo(a)anthracene #	0.20	216.71$_{AB}$	-	0.09	<0.06	0.83	<0.06	-	0.12	<0.06	<0.06	mg/kg	TM4/PM8
Chrysene #	0.17	180.10$_{AB}$	-	0.09	<0.02	0.64	<0.02	-	0.11	<0.02	<0.02	mg/kg	TM4/PM8
Benzo(bk)fluoranthene #	0.25	261.32$_{AB}$	-	0.10	<0.07	1.07	<0.07	-	0.18	<0.07	<0.07	mg/kg	TM4/PM8
Benzo(a)pyrene #	0.16	163.59$_{AB}$	-	0.06	<0.04	0.69	<0.04	-	0.12	<0.04	<0.04	mg/kg	TM4/PM8
Indeno(123cd)pyrene #	0.11	98.23$_{AB}$	-	<0.04	<0.04	0.41	<0.04	-	0.09	<0.04	<0.04	mg/kg	TM4/PM8
Dibenzo(ah)anthracene #	<0.04	19.97$_{AB}$	-	<0.04	<0.04	0.10	<0.04	-	<0.04	<0.04	<0.04	mg/kg	TM4/PM8
Benzo(ghi)perylene #	0.10	93.50$_{AB}$	-	<0.04	<0.04	0.38	<0.04	-	0.09	<0.04	<0.04	mg/kg	TM4/PM8
PAH 16 Total	2.2	6761.7$_{AA}$	-	0.7	<0.6	13.5	<0.6	-	1.1	<0.6	<0.6	mg/kg	TM4/PM8
Benzo(b)fluoranthene	0.18	188.15$_{AA}$	-	0.07	<0.05	0.77	<0.05	-	0.13	<0.05	<0.05	mg/kg	TM4/PM8
Benzo(k)fluoranthene	0.07	73.17$_{AA}$	-	0.03	<0.02	0.30	<0.02	-	0.05	<0.02	<0.02	mg/kg	TM4/PM8
PAH Surrogate % Recovery	93	102$_{AA}$	-	98	90	93	94	-	94	94	<0	%	TM4/PM8
VOC TICs	-	-	-	-	-	-	-	ND	-	-		None	TM15/PM10

Please see attached notes for all abbreviations and acronyms

Client Name: Omnia
Reference: A11918-4 Yard
Location: Ford Airfield Yard
Contact: Olivia Maxwell
EMT Job No: 24/20131

Report : Solid

Solids: V=60g VOC jar, J=250g glass jar, T=plastic tub

EMT Sample No.	1-3	4-6	7-9	10-12	13-15	16-18	19-21	22-24	25-27	28-30	LOD/LOR	Units	Method No.
Sample ID	WS501	WS502	WS503	WS503	WS504	WS505	WS506	WS507	WS507	WS508			
Depth	0.80-0.90	0.30-0.40	0.30-0.40	0.80-0.90	0.80-0.90	1.00-1.10	0.60-0.70	0.15-0.25	0.75-0.85	0.60-0.70			
COC No / misc													
Containers	V J T	V J T	V J T	V J T	V J T	V J T	V J T	V J T	V J T	V J T			
Sample Date	21/11/2024	21/11/2024	19/11/2024	19/11/2024	20/11/2024	19/11/2024	21/11/2024	19/11/2024	19/11/2024	19/11/2024			
Sample Type	Soil	Soil	Soil	Soil	Soil	Soil	Soil	Soil	Soil	Soil			
Batch Number	1	1	1	1	1	1	1	1	1	1			
Date of Receipt	26/11/2024	26/11/2024	26/11/2024	26/11/2024	26/11/2024	26/11/2024	26/11/2024	26/11/2024	26/11/2024	26/11/2024			
TPH CWG													
Aliphatics													
>C5-C6 (HS_1D_AL) #	<0.1	<0.1	-	<0.1	<0.1	<0.1	<0.1	-	<0.1	<0.1	<0.1	mg/kg	TM36/PM12
>C6-C8 (HS_1D_AL) #	<0.1	<0.1	-	<0.1	<0.1	<0.1	<0.1	-	<0.1	<0.1	<0.1	mg/kg	TM36/PM12
>C8-C10 (HS_1D_AL)	<0.1	<0.1	-	<0.1	<0.1	<0.1	<0.1	-	<0.1	<0.1	<0.1	mg/kg	TM36/PM12
>C10-C12 (EH_CU_1D_AL) #	<0.2	1.4	-	<0.2	<0.2	<0.2	<0.2	-	<0.2	<0.2	<0.2	mg/kg	TM5/PM8/PM16
>C12-C16 (EH_CU_1D_AL) #	<4	22	-	<4	<4	<4	<4	-	<4	<4	<4	mg/kg	TM5/PM8/PM16
>C16-C21 (EH_CU_1D_AL) #	<7	46	-	<7	<7	<7	<7	-	<7	<7	<7	mg/kg	TM5/PM8/PM16
>C21-C35 (EH_CU_1D_AL) #	<7	60	-	<7	<7	<7	<7	-	<7	<7	<7	mg/kg	TM5/PM8/PM16
Total aliphatics C5-35 (EH_CU+HS_1D_AL)	<19	129	-	<19	<19	<19	<19	-	<19	<19	<19	mg/kg	TM5/TM36/PM8/PM12/PM16
Aromatics													
>C5-EC7 (HS_1D_AR) #	<0.1	<0.1	-	<0.1	<0.1	<0.1	<0.1	-	<0.1	<0.1	<0.1	mg/kg	TM36/PM12
>EC7-EC8 (HS_1D_AR) #	<0.1	<0.1	-	<0.1	<0.1	<0.1	<0.1	-	<0.1	<0.1	<0.1	mg/kg	TM36/PM12
>EC8-EC10 (HS_1D_AR) #	<0.1	<0.1	-	<0.1	<0.1	<0.1	<0.1	-	<0.1	<0.1	<0.1	mg/kg	TM36/PM12
>EC10-EC12 (EH_CU_1D_AR) #	<0.2	5.3	-	<0.2	<0.2	<0.2	<0.2	-	<0.2	<0.2	<0.2	mg/kg	TM5/PM8/PM16
>EC12-EC16 (EH_CU_1D_AR) #	<4	204	-	<4	<4	<4	<4	-	<4	<4	<4	mg/kg	TM5/PM8/PM16
>EC16-EC21 (EH_CU_1D_AR) #	<7	1556	-	<7	<7	<7	<7	-	<7	<7	<7	mg/kg	TM5/PM8/PM16
>EC21-EC35 (EH_CU_1D_AR) #	<7	2427	-	<7	<7	<7	<7	-	24	<7	<7	mg/kg	TM5/PM8/PM16
Total aromatics C5-35 (EH_CU+HS_1D_AR) *	<19	4192	-	<19	<19	<19	<19	-	24	<19	<19	mg/kg	TM5/TM36/PM8/PM12/PM16
Total aliphatics and aromatics(C5-35) (EH_CU+HS_1D_Total)	<38	4321	-	<38	<38	<38	<38	-	<38	<38	<38	mg/kg	TM5/TM36/PM8/PM12/PM16
MTBE #	<5	<5	-	<5	<5	<5	<5	-	<5	<5	<5	ug/kg	TM36/PM12
Benzene #	<5	<5	-	<5	<5	<5	<5	-	<5	<5	<5	ug/kg	TM36/PM12
Toluene #	<5	<5	-	<5	<5	<5	<5	-	<5	<5	<5	ug/kg	TM36/PM12
Ethylbenzene #	<5	<5	-	<5	<5	<5	<5	-	<5	<5	<5	ug/kg	TM36/PM12
m/p-Xylene #	<5	<5	-	<5	<5	<5	<5	-	<5	<5	<5	ug/kg	TM36/PM12
o-Xylene #	<5	<5	-	<5	<5	<5	<5	-	<5	<5	<5	ug/kg	TM36/PM12
Total Phenols HPLC	<0.15	0.15	-	<0.15	<0.15	<0.15	<0.15	-	<0.15	<0.15	<0.15	mg/kg	TM26/PM21B
SEM #	-	-	2635	-	-	-	-	-	-	-	<110	mg/kg	TM7/PM6
Saturates (Aliphatics)	-	-	5.37	-	-	-	-	-	-	-	<0.01	%	TM13/PM6
Aromatics	-	-	7.12	-	-	-	-	-	-	-	<0.01	%	TM13/PM6
Resins (Heterocyclics)	-	-	74.69	-	-	-	-	-	-	-	<0.01	%	TM13/PM6
Asphaltenes	-	-	12.82	-	-	-	-	-	-	-	<0.01	%	TM13/PM6
Natural Moisture Content	24.1	13.4	18.6	22.4	22.8	21.5	22.0	14.6	21.8	20.5	<0.1	%	PM4/PM0
Triterpanes 191m/z	-	-	Absent	-	-	-	-	-	-	-		None	TM16/PM6
Triaromatic Steranes 231m/z	-	-	Absent	-	-	-	-	-	-	-		None	TM16/PM6
Coal Tar	-	-	<0.1	-	-	-	-	-	-	-	<0.1	%	TM16/PM6
Hexavalent Chromium #	<0.3	<0.3	-	<0.3	<0.3	<0.3	<0.3	-	<0.3	<0.3	<0.3	mg/kg	TM38/PM20
Sulphate as SO4 (2:1 Ext) #	0.0111	0.0956	-	0.0364	0.0447	0.0294	0.0231	-	0.0324	0.0215	<0.0015	g/l	TM38/PM20

Please see attached notes for all abbreviations and acronyms

Client Name: Omnia
Reference: A11918-4 Yard
Location: Ford Airfield Yard
Contact: Olivia Maxwell
EMT Job No: 24/20131

Report : Solid

Solids: V=60g VOC jar, J=250g glass jar, T=plastic tub

EMT Sample No.	1-3	4-6	7-9	10-12	13-15	16-18	19-21	22-24	25-27	28-30	LOD/LOR	Units	Method No.
Sample ID	WS501	WS502	WS503	WS503	WS504	WS505	WS506	WS507	WS507	WS508			
Depth	0.80-0.90	0.30-0.40	0.30-0.40	0.80-0.90	0.80-0.90	1.00-1.10	0.60-0.70	0.15-0.25	0.75-0.85	0.60-0.70			
COC No / misc													
Containers	V J T	V J T	V J T	V J T	V J T	V J T	V J T	V J T	V J T	V J T			
Sample Date	21/11/2024	21/11/2024	19/11/2024	19/11/2024	20/11/2024	19/11/2024	21/11/2024	19/11/2024	19/11/2024	19/11/2024			
Sample Type	Soil	Soil	Soil	Soil	Soil	Soil	Soil	Soil	Soil	Soil			
Batch Number	1	1	1	1	1	1	1	1	1	1			
Date of Receipt	26/11/2024	26/11/2024	26/11/2024	26/11/2024	26/11/2024	26/11/2024	26/11/2024	26/11/2024	26/11/2024	26/11/2024			
Chromium III	39.0	48.2	-	36.1	35.2	45.0	42.6	-	42.5	43.9	<0.5	mg/kg	NONE/NONE
Total Cyanide #	<0.5	<0.5	-	<0.5	<0.5	<0.5	<0.5	-	<0.5	<0.5	<0.5	mg/kg	TM89/PM45
Organic Matter	-	2.7	-	-	-	-	0.7	-	-	-	<0.2	%	TM21/PM24
pH #	7.96	9.76	-	8.81	8.42	7.82	8.07	-	8.04	7.95	<0.01	pH units	TM73/PM11

Please see attached notes for all abbreviations and acronyms

Client Name: Omnia
Reference: A11918-4 Yard
Location: Ford Airfield Yard
Contact: Olivia Maxwell
EMT Job No: 24/20131

Report : Solid

Solids: V=60g VOC jar, J=250g glass jar, T=plastic tub

EMT Sample No.	31-33	34-36	37-39	40-42							LOD/LOR	Units	Method No.
Sample ID	WS509	WS510	WS511	WS512									
Depth	0.60-0.70	0.40-0.50	0.20-0.30	0.60-0.70									
COC No / misc													
Containers	V J T	V J T	V J T	V J T									
Sample Date	21/11/2024	20/11/2024	20/11/2024	20/11/2024									
Sample Type	Soil	Soil	Soil	Soil									
Batch Number	1	1	1	1									
Date of Receipt	26/11/2024	26/11/2024	26/11/2024	26/11/2024									
Arsenic #	7.1	8.2	10.3	9.1							<0.5	mg/kg	TM30/PM15
Barium #	92	61	115	71							<1	mg/kg	TM30/PM15
Beryllium	0.6	0.7	0.9	0.9							<0.5	mg/kg	TM30/PM15
Cadmium #	0.3	<0.1	<0.1	<0.1							<0.1	mg/kg	TM30/PM15
Chromium #	25.5	58.5	23.9	42.7							<0.5	mg/kg	TM30/PM15
Copper #	15	12	34	16							<1	mg/kg	TM30/PM15
Lead #	33	13	33	16							<5	mg/kg	TM30/PM15
Mercury #	<0.1	<0.1	<0.1	<0.1							<0.1	mg/kg	TM30/PM15
Nickel #	10.5	15.9	24.7	17.4							<0.7	mg/kg	TM30/PM15
Selenium #	<1	<1	<1	<1							<1	mg/kg	TM30/PM15
Vanadium	24	33	33	38							<1	mg/kg	TM30/PM15
Water Soluble Boron #	1.0	0.6	0.6	0.7							<0.1	mg/kg	TM74/PM32
Zinc #	74	44	102	56							<5	mg/kg	TM30/PM15
PAH MS													
Naphthalene #	0.25	<0.04	<0.04	0.06							<0.04	mg/kg	TM4/PM8
Acenaphthylene	0.29	<0.03	0.11	0.07							<0.03	mg/kg	TM4/PM8
Acenaphthene #	0.56	<0.05	<0.05	0.28							<0.05	mg/kg	TM4/PM8
Fluorene #	0.49	<0.04	<0.04	0.36							<0.04	mg/kg	TM4/PM8
Phenanthrene #	3.47	0.13	0.31	2.48							<0.03	mg/kg	TM4/PM8
Anthracene #	1.21	0.05	0.18	0.64							<0.04	mg/kg	TM4/PM8
Fluoranthene #	6.79	0.37	1.19	2.78							<0.03	mg/kg	TM4/PM8
Pyrene #	5.98	0.33	1.10	2.24							<0.03	mg/kg	TM4/PM8
Benzo(a)anthracene #	3.35	0.25	0.74	1.08							<0.06	mg/kg	TM4/PM8
Chrysene #	3.20	0.22	0.70	1.00							<0.02	mg/kg	TM4/PM8
Benzo(bk)fluoranthene #	6.43	0.37	1.50	1.58							<0.07	mg/kg	TM4/PM8
Benzo(a)pyrene #	3.76	0.24	0.95	0.99							<0.04	mg/kg	TM4/PM8
Indeno(123cd)pyrene #	2.92	0.17	0.71	0.69							<0.04	mg/kg	TM4/PM8
Dibenzo(ah)anthracene #	0.56	<0.04	0.12	0.14							<0.04	mg/kg	TM4/PM8
Benzo(ghi)perylene #	2.56	0.15	0.76	0.61							<0.04	mg/kg	TM4/PM8
PAH 16 Total	41.8	2.3	8.4	15.0							<0.6	mg/kg	TM4/PM8
Benzo(b)fluoranthene	4.63	0.27	1.08	1.14							<0.05	mg/kg	TM4/PM8
Benzo(k)fluoranthene	1.80	0.10	0.42	0.44							<0.02	mg/kg	TM4/PM8
PAH Surrogate % Recovery	96	94	95	91							<0	%	TM4/PM8
VOC TICs	-	-	ND	-								None	TM15/PM10

Please see attached notes for all abbreviations and acronyms

Client Name: Omnia
Reference: A11918-4 Yard
Location: Ford Airfield Yard
Contact: Olivia Maxwell
EMT Job No: 24/20131

Report : Solid

Solids: V=60g VOC jar, J=250g glass jar, T=plastic tub

EMT Sample No.	31-33	34-36	37-39	40-42							LOD/LOR	Units	Method No.
Sample ID	WS509	WS510	WS511	WS512									
Depth	0.60-0.70	0.40-0.50	0.20-0.30	0.60-0.70									
COC No / misc													
Containers	V J T	V J T	V J T	V J T									
Sample Date	21/11/2024	20/11/2024	20/11/2024	20/11/2024									
Sample Type	Soil	Soil	Soil	Soil									
Batch Number	1	1	1	1									
Date of Receipt	26/11/2024	26/11/2024	26/11/2024	26/11/2024									
TPH CWG													
Aliphatics													
>C5-C6 (HS_1D_AL) #	<0.1	<0.1	<0.1	<0.1							<0.1	mg/kg	TM36/PM12
>C6-C8 (HS_1D_AL) #	<0.1	<0.1	<0.1	<0.1							<0.1	mg/kg	TM36/PM12
>C8-C10 (HS_1D_AL)	<0.1	<0.1	<0.1	<0.1							<0.1	mg/kg	TM36/PM12
>C10-C12 (EH_CU_1D_AL) #	<0.2	<0.2	<0.2	<0.2							<0.2	mg/kg	TM5/PM8/PM16
>C12-C16 (EH_CU_1D_AL) #	9	<4	<4	<4							<4	mg/kg	TM5/PM8/PM16
>C16-C21 (EH_CU_1D_AL) #	44	<7	<7	<7							<7	mg/kg	TM5/PM8/PM16
>C21-C35 (EH_CU_1D_AL) #	329	<7	86	<7							<7	mg/kg	TM5/PM8/PM16
Total aliphatics C5-35 (EH_CU+HS_1D_AL)	382	<19	86	<19							<19	mg/kg	TM5/TM36/PM8/PM12/PM16
Aromatics													
>C5-EC7 (HS_1D_AR) #	<0.1	<0.1	<0.1	<0.1							<0.1	mg/kg	TM36/PM12
>EC7-EC8 (HS_1D_AR) #	<0.1	<0.1	<0.1	<0.1							<0.1	mg/kg	TM36/PM12
>EC8-EC10 (HS_1D_AR) #	<0.1	<0.1	<0.1	<0.1							<0.1	mg/kg	TM36/PM12
>EC10-EC12 (EH_CU_1D_AR) #	<0.2	<0.2	<0.2	<0.2							<0.2	mg/kg	TM5/PM8/PM16
>EC12-EC16 (EH_CU_1D_AR) #	9	<4	<4	9							<4	mg/kg	TM5/PM8/PM16
>EC16-EC21 (EH_CU_1D_AR) #	70	<7	70	83							<7	mg/kg	TM5/PM8/PM16
>EC21-EC35 (EH_CU_1D_AR) #	521	<7	560	144							<7	mg/kg	TM5/PM8/PM16
Total aromatics C5-35 (EH_CU+HS_1D_AR) #	600	<19	630	236							<19	mg/kg	TM5/TM36/PM8/PM12/PM16
Total aliphatics and aromatics(C5-35) (EH_CU+HS_1D_Total)	982	<38	716	236							<38	mg/kg	TM5/TM36/PM8/PM12/PM16
MTBE #	<5	<5	<5	<5							<5	ug/kg	TM36/PM12
Benzene #	<5	<5	<5	<5							<5	ug/kg	TM36/PM12
Toluene #	<5	<5	<5	<5							<5	ug/kg	TM36/PM12
Ethylbenzene #	<5	<5	<5	<5							<5	ug/kg	TM36/PM12
m/p-Xylene #	<5	<5	<5	<5							<5	ug/kg	TM36/PM12
o-Xylene #	<5	<5	<5	<5							<5	ug/kg	TM36/PM12
Total Phenols HPLC	<0.15	<0.15	<0.15	<0.15							<0.15	mg/kg	TM26/PM21B
SEM #	-	-	-	216							<110	mg/kg	TM7/PM6
Saturates (Aliphatics)	-	-	-	5.24							<0.01	%	TM13/PM6
Aromatics	-	-	-	27.52							<0.01	%	TM13/PM6
Resins (Heterocyclics)	-	-	-	57.52							<0.01	%	TM13/PM6
Asphaltenes	-	-	-	9.73							<0.01	%	TM13/PM6
Natural Moisture Content	12.2	18.4	19.9	16.5							<0.1	%	PM4/PM0
Triterpanes 191m/z	-	-	-	Absent								None	TM16/PM6
Triaromatic Steranes 231m/z	-	-	-	Absent								None	TM16/PM6
Coal Tar	-	-	-	<0.1							<0.1	%	TM16/PM6
Hexavalent Chromium #	<0.3	<0.3	<0.3	<0.3							<0.3	mg/kg	TM38/PM20
Sulphate as SO4 (2:1 Ext) #	0.1208	0.0264	0.0386	0.0568							<0.0015	g/l	TM38/PM20

Please see attached notes for all abbreviations and acronyms

Client Name: Omnia
Reference: A11918-4 Yard
Location: Ford Airfield Yard
Contact: Olivia Maxwell
EMT Job No: 24/20131

Report : Solid

Solids: V=60g VOC jar, J=250g glass jar, T=plastic tub

EMT Sample No.	31-33	34-36	37-39	40-42							LOD/LOR	Units	Method No.
Sample ID	WS509	WS510	WS511	WS512									
Depth	0.60-0.70	0.40-0.50	0.20-0.30	0.60-0.70									
COC No / misc													
Containers	V J T	V J T	V J T	V J T									
Sample Date	21/11/2024	20/11/2024	20/11/2024	20/11/2024									
Sample Type	Soil	Soil	Soil	Soil									
Batch Number	1	1	1	1									
Date of Receipt	26/11/2024	26/11/2024	26/11/2024	26/11/2024									
Chromium III	25.5	58.5	23.9	42.7							<0.5	mg/kg	NONE/NONE
Total Cyanide #	<0.5	<0.5	<0.5	<0.5							<0.5	mg/kg	TM89/PM45
Organic Matter	-	-	-	-							<0.2	%	TM21/PM24
pH #	9.54	8.44	8.91	8.06							<0.01	pH units	TM73/PM11

Please see attached notes for all abbreviations and acronyms

Client Name: Omnia
Reference: A11918-4 Yard
Location: Ford Airfield Yard
Contact: Olivia Maxwell
EMT Job No: 24/20131

SVOC Report : **Solid**

EMT Sample No.	7-9	40-42											
Sample ID	WS503	WS512											
Depth	0.30-0.40	0.60-0.70									Please see attached notes for all abbreviations and acronyms		
COC No / misc													
Containers	V J T	V J T											
Sample Date	19/11/2024	20/11/2024											
Sample Type	Soil	Soil											
Batch Number	1	1									LOD/LOR	Units	Method No.
Date of Receipt	26/11/2024	26/11/2024											
SVOC MS													
PAHs													
Naphthalene	<10	29									<10	ug/kg	TM16/PM6
Acenaphthylene	111	26									<10	ug/kg	TM16/PM6
Acenaphthene	<10	130									<10	ug/kg	TM16/PM6
Fluorene	<10	160									<10	ug/kg	TM16/PM6
Phenanthrene	472	969									<10	ug/kg	TM16/PM6
Anthracene	229	290									<10	ug/kg	TM16/PM6
Fluoranthene	4771	1360									<10	ug/kg	TM16/PM6
Pyrene	4494	1168									<10	ug/kg	TM16/PM6
Benzo(a)anthracene	3578	567									<10	ug/kg	TM16/PM6
Chrysene	3209	437									<10	ug/kg	TM16/PM6
Benzo(bk)fluoranthene	5788	848									<10	ug/kg	TM16/PM6
Benzo(a)pyrene	3471	559									<10	ug/kg	TM16/PM6
Indeno(123cd)pyrene	2512	432									<10	ug/kg	TM16/PM6
Dibenzo(ah)anthracene	406	71									<10	ug/kg	TM16/PM6
Benzo(ghi)perylene	2294	359									<10	ug/kg	TM16/PM6

Please include all sections of this report if it is reproduced
All solid results are expressed on a dry weight basis unless stated otherwise.

Client Name: Omnia
Reference: A11918-4 Yard
Location: Ford Airfield Yard
Contact: Olivia Maxwell
EMT Job No: 24/20131

VOC Report : **Solid**

EMT Sample No.	22-24	37-39											
Sample ID	WS507	WS511											
Depth	0.15-0.25	0.20-0.30									Please see attached notes for all abbreviations and acronyms		
COC No / misc													
Containers	V J T	V J T											
Sample Date	19/11/2024	20/11/2024											
Sample Type	Soil	Soil											
Batch Number	1	1											
Date of Receipt	26/11/2024	26/11/2024									LOD/LOR	Units	Method No.
VOC MS													
Dichlorodifluoromethane	<2	<2									<2	ug/kg	TM15/PM10
Methyl Tertiary Butyl Ether #	<2	<2									<2	ug/kg	TM15/PM10
Chloromethane #	<3	<3									<3	ug/kg	TM15/PM10
Vinyl Chloride	<2	<2									<2	ug/kg	TM15_A/PM10
Bromomethane	<1	<1									<1	ug/kg	TM15/PM10
Chloroethane #	<2	<2									<2	ug/kg	TM15/PM10
Trichlorofluoromethane #	<2	<2									<2	ug/kg	TM15/PM10
1,1-Dichloroethene (1,1 DCE) #	<6	<6									<6	ug/kg	TM15/PM10
Dichloromethane (DCM) #	<7	<7									<7	ug/kg	TM15/PM10
trans-1-2-Dichloroethene #	<3	<3									<3	ug/kg	TM15/PM10
1,1-Dichloroethane #	<3	<3									<3	ug/kg	TM15/PM10
cis-1-2-Dichloroethene #	<3	<3									<3	ug/kg	TM15/PM10
2,2-Dichloropropane	<4	<4									<4	ug/kg	TM15/PM10
Bromochloromethane #	<3	<3									<3	ug/kg	TM15/PM10
Chloroform #	<3	<3									<3	ug/kg	TM15/PM10
1,1,1-Trichloroethane #	<3	<3									<3	ug/kg	TM15/PM10
1,1-Dichloropropene #	<3	<3									<3	ug/kg	TM15/PM10
Carbon tetrachloride #	<4	<4									<4	ug/kg	TM15/PM10
1,2-Dichloroethane #	<4	<4									<4	ug/kg	TM15/PM10
Benzene #	<3	<3									<3	ug/kg	TM15/PM10
Trichloroethene (TCE) #	<3	<3									<3	ug/kg	TM15/PM10
1,2-Dichloropropane #	<6	<6									<6	ug/kg	TM15/PM10
Dibromomethane #	<3	<3									<3	ug/kg	TM15/PM10
Bromodichloromethane #	<3	<3									<3	ug/kg	TM15/PM10
cis-1-3-Dichloropropene	<4	<4									<4	ug/kg	TM15/PM10
Toluene #	<3	<3									<3	ug/kg	TM15/PM10
trans-1-3-Dichloropropene	<3	<3									<3	ug/kg	TM15/PM10
1,1,2-Trichloroethane #	<3	<3									<3	ug/kg	TM15/PM10
Tetrachloroethene (PCE) #	<3	<3									<3	ug/kg	TM15/PM10
1,3-Dichloropropane #	<3	<3									<3	ug/kg	TM15/PM10
Dibromochloromethane #	<3	<3									<3	ug/kg	TM15/PM10
1,2-Dibromoethane #	<3	<3									<3	ug/kg	TM15/PM10
Chlorobenzene #	<3	<3									<3	ug/kg	TM15/PM10
1,1,1,2-Tetrachloroethane #	<3	<3									<3	ug/kg	TM15/PM10
Ethylbenzene #	<3	<3									<3	ug/kg	TM15/PM10
m/p-Xylene #	<5	<5									<5	ug/kg	TM15/PM10
o-Xylene #	<3	<3									<3	ug/kg	TM15/PM10
Styrene	<3	<3									<3	ug/kg	TM15_A/PM10
Bromoform	<3	<3									<3	ug/kg	TM15/PM10
Isopropylbenzene #	<3	<3									<3	ug/kg	TM15/PM10
1,1,2,2-Tetrachloroethane #	<3	<3									<3	ug/kg	TM15/PM10
Bromobenzene	<2	<2									<2	ug/kg	TM15/PM10
1,2,3-Trichloropropane #	<4	<4									<4	ug/kg	TM15/PM10
Propylbenzene #	<4	<4									<4	ug/kg	TM15/PM10
2-Chlorotoluene	<3	<3									<3	ug/kg	TM15/PM10
1,3,5-Trimethylbenzene #	<3	<3									<3	ug/kg	TM15/PM10
4-Chlorotoluene	<3	<3									<3	ug/kg	TM15/PM10
tert-Butylbenzene #	<5	<5									<5	ug/kg	TM15/PM10
1,2,4-Trimethylbenzene #	<6	<6									<6	ug/kg	TM15/PM10
sec-Butylbenzene #	<4	<4									<4	ug/kg	TM15/PM10
4-Isopropyltoluene	<4	<4									<4	ug/kg	TM15/PM10
1,3-Dichlorobenzene #	<4	<4									<4	ug/kg	TM15/PM10
1,4-Dichlorobenzene #	<4	<4									<4	ug/kg	TM15/PM10
n-Butylbenzene	<4	<4									<4	ug/kg	TM15/PM10
1,2-Dichlorobenzene #	<4	<4									<4	ug/kg	TM15/PM10
1,2-Dibromo-3-chloropropane	<4	<4									<4	ug/kg	TM15/PM10
1,2,4-Trichlorobenzene	<7	<7									<7	ug/kg	TM15/PM10
Hexachlorobutadiene	<4	<4									<4	ug/kg	TM15/PM10
Naphthalene	<27	<27									<27	ug/kg	TM15/PM10
1,2,3-Trichlorobenzene	<7	<7									<7	ug/kg	TM15/PM10
Surrogate Recovery Toluene D8	67	75									<0	%	TM15/PM10
Surrogate Recovery 4-Bromofluorobenzene	76	81									<0	%	TM15/PM10

Please include all sections of this report if it is reproduced
All solid results are expressed on a dry weight basis unless stated otherwise.

Client Name: Omnia
Reference: A11918-4 Yard
Location: Ford Airfield Yard
Contact: Olivia Maxwell

Note:

Asbestos Screen analysis is carried out in accordance with our documented in-house methods PM042 and TM065 and HSG 248 by Stereo and Polarised Light Microscopy using Dispersion Staining Techniques and is covered by our UKAS accreditation. Detailed Gravimetric Quantification and PCOM Fibre Analysis is carried out in accordance with our documented in-house methods PM042 and TM131 and HSG 248 using Stereo and Polarised Light Microscopy and Phase Contrast Optical Microscopy (PCOM). Asbestos sub-samples are retained for not less than 6 months from the date of analysis unless specifically requested.

The LOQ of the Asbestos Quantification is 0.001% dry fibre of dry mass of sample.

Where the sample is not taken by a Element Materials Technology consultant, Element Materials Technology cannot be responsible for inaccurate or unrepresentative sampling.

Where trace asbestos is reported the amount of asbestos will be <0.1%.

EMT Job No.	Batch	Sample ID	Depth	EMT Sample No.	Analyst Name	Date Of Analysis	Analysis	Result
24/20131	1	WS501	0.80-0.90	3	Anthony Carman	03/12/2024	**General Description (Bulk Analysis)**	Brown Soil/Stones
					Anthony Carman	03/12/2024	**Asbestos Fibres**	NAD
					Anthony Carman	03/12/2024	**Asbestos ACM**	NAD
					Anthony Carman	03/12/2024	**Asbestos Type**	NAD
24/20131	1	WS502	0.30-0.40	6	Emily Smith	02/12/2024	**General Description (Bulk Analysis)**	Brown soil with stones
					Emily Smith	02/12/2024	**Asbestos Fibres**	NAD
					Emily Smith	02/12/2024	**Asbestos ACM**	NAD
					Emily Smith	02/12/2024	**Asbestos Type**	NAD
24/20131	1	WS503	0.80-0.90	12	Simon Postlewhite	02/12/2024	**General Description (Bulk Analysis)**	Brown soil/stones
					Simon Postlewhite	02/12/2024	**Asbestos Fibres**	NAD
					Simon Postlewhite	02/12/2024	**Asbestos ACM**	NAD
					Simon Postlewhite	02/12/2024	**Asbestos Type**	NAD
24/20131	1	WS504	0.80-0.90	15	Catherine Coles	02/12/2024	**General Description (Bulk Analysis)**	brown soil,stone
					Catherine Coles	02/12/2024	**Asbestos Fibres**	NAD
					Catherine Coles	02/12/2024	**Asbestos ACM**	NAD
					Catherine Coles	02/12/2024	**Asbestos Type**	NAD
24/20131	1	WS505	1.00-1.10	18	Anthony Carman	03/12/2024	**General Description (Bulk Analysis)**	Brown Soil/Stones
					Anthony Carman	03/12/2024	**Asbestos Fibres**	NAD
					Anthony Carman	03/12/2024	**Asbestos ACM**	NAD
					Anthony Carman	03/12/2024	**Asbestos Type**	NAD
24/20131	1	WS506	0.60-0.70	21	Anthony Carman	03/12/2024	**General Description (Bulk Analysis)**	Brown Soil/Stones
					Anthony Carman	03/12/2024	**Asbestos Fibres**	NAD
					Anthony Carman	03/12/2024	**Asbestos ACM**	NAD
					Anthony Carman	03/12/2024	**Asbestos Type**	NAD
24/20131	1	WS507	0.75-0.85	27	Catherine Coles	03/12/2024	**General Description (Bulk Analysis)**	brown soil,stone
					Catherine Coles	03/12/2024	**Asbestos Fibres**	NAD
					Catherine Coles	03/12/2024	**Asbestos ACM**	NAD
					Catherine Coles	03/12/2024	**Asbestos Type**	NAD
24/20131	1	WS508	0.60-0.70	30	Catherine Coles	03/12/2024	**General Description (Bulk Analysis)**	brown soil,stone
					Catherine Coles	03/12/2024	**Asbestos Fibres**	NAD
					Catherine Coles	03/12/2024	**Asbestos ACM**	NAD
					Catherine Coles	03/12/2024	**Asbestos Type**	NAD

Client Name: Omnia
Reference: A11918-4 Yard
Location: Ford Airfield Yard
Contact: Olivia Maxwell

EMT Job No.	Batch	Sample ID	Depth	EMT Sample No.	Analyst Name	Date Of Analysis	Analysis	Result
24/20131	1	WS509	0.60-0.70	33	Emily Smith	03/12/2024	**General Description (Bulk Analysis)**	Brown soil with stones
					Emily Smith	03/12/2024	**Asbestos Fibres**	NAD
					Emily Smith	03/12/2024	**Asbestos ACM**	NAD
					Emily Smith	03/12/2024	**Asbestos Type**	NAD
24/20131	1	WS510	0.40-0.50	36	Simon Postlewhite	03/12/2024	**General Description (Bulk Analysis)**	Brown soil/stones
					Simon Postlewhite	03/12/2024	**Asbestos Fibres**	NAD
					Simon Postlewhite	03/12/2024	**Asbestos ACM**	NAD
					Simon Postlewhite	03/12/2024	**Asbestos Type**	NAD
24/20131	1	WS511	0.20-0.30	39	Simon Postlewhite	02/12/2024	**General Description (Bulk Analysis)**	Brown soil/stones
					Simon Postlewhite	02/12/2024	**Asbestos Fibres**	NAD
					Simon Postlewhite	02/12/2024	**Asbestos ACM**	NAD
					Simon Postlewhite	02/12/2024	**Asbestos Type**	NAD
24/20131	1	WS512	0.60-0.70	42	Emily Smith	02/12/2024	**General Description (Bulk Analysis)**	Brown soil with stones and clay
					Emily Smith	02/12/2024	**Asbestos Fibres**	NAD
					Emily Smith	02/12/2024	**Asbestos ACM**	NAD
					Emily Smith	02/12/2024	**Asbestos Type**	NAD

Client Name: Omnia
Reference: A11918-4 Yard
Location: Ford Airfield Yard
Contact: Olivia Maxwell

EMT Job No.	Batch	Sample ID	Depth	EMT Sample No.	Analysis	Reason
No deviating sample report results for job 24/20131						

Please note that only samples that are deviating are mentioned in this report. If no samples are listed it is because none were deviating. Only analyses which are accredited are recorded as deviating if set criteria are not met.
It is a requirement under ISO 17025 that we inform clients if samples are deviating i.e. outside what is expected. A deviating sample indicates that the sample 'may' be compromised but not necessarily will be compromised. The result is still accredited and our analytical reports will still show accreditation on the relevant analytes.

SOILS and ASH

Please note we are only MCERTS accredited (UK soils only) for sand, loam and clay and any other matrix is outside our scope of accreditation.

Where an MCERTS report has been requested, you will be notified within 48 hours of any samples that have been identified as being outside our MCERTS scope. As validation has been performed on clay, sand and loam, only samples that are predominantly these matrices, or combinations of them will be within our MCERTS scope. If samples are not one of a combination of the above matrices they will not be marked as MCERTS accredited.

It is assumed that you have taken representative samples on site and require analysis on a representative subsample. Stones will generally be included unless we are requested to remove them.

All samples will be discarded one month after the date of reporting, unless we are instructed to the contrary. Asbestos samples are retained for 6 months.

If you have not already done so, please send us a purchase order if this is required by your company.

Where appropriate please make sure that our detection limits are suitable for your needs, if they are not, please notify us immediately.

All analysis is reported on a dry weight basis unless stated otherwise. Limits of detection for analyses carried out on as received samples are not moisture content corrected. Results are not surrogate corrected. Samples are dried at 35°C ±5°C unless otherwise stated. Moisture content for CEN Leachate tests are dried at 105°C ±5°C. Ash samples are dried at 35°C ±5°C.

Where Mineral Oil is quoted, this refers to Total Aliphatics C10-C40.

Where a CEN 10:1 ZERO Headspace VOC test has been carried out, a 10:1 ratio of water to wet (as received) soil has been used.

% Asbestos in Asbestos Containing Materials (ACMs) is determined by reference to HSG 264 The Survey Guide - Appendix 2 : ACMs in buildings listed in order of ease of fibre release.

Sufficient amount of sample must be received to carry out the testing specified. Where an insufficient amount of sample has been received the testing may not meet the requirements of our accredited methods, as such accreditation may be removed.

Negative Neutralization Potential (NP) values are obtained when the volume of NaOH (0.1N) titrated (pH 8.3) is greater than the volume of HCl (1N) to reduce the pH of the sample to 2.0 - 2.5. Any negative NP values are corrected to 0.

The calculation of Pyrite content assumes that all oxidisable sulphides present in the sample are pyrite. This may not be the case. The calculation may be an overesitimate when other sulphides such as Barite (Barium Sulphate) are present.

WATERS

Please note we are not a UK Drinking Water Inspectorate (DWI) Approved Laboratory .

ISO17025 accreditation applies to surface water and groundwater and usually one other matrix which is analysis specific, any other liquids are outside our scope of accreditation.

As surface waters require different sample preparation to groundwaters the laboratory must be informed of the water type when submitting samples.

Where Mineral Oil is quoted, this refers to Total Aliphatics C10-C40.

STACK EMISSIONS

Where an MCERTS report has been requested, you will be notified within 48 hours of any samples that have been identified as being outside our MCERTS scope. As validation for Dioxins and Furans and Dioxin like PCBs has been performed on XAD-2 Resin, only samples which use this resin will be within our MCERTS scope.

Where appropriate please make sure that our detection limits are suitable for your needs, if they are not, please notify us immediately.

DEVIATING SAMPLES

All samples should be submitted to the laboratory in suitable containers with sufficient ice packs to sustain an appropriate temperature for the requested analysis. The temperature of sample receipt is recorded on the confirmation schedules in order that the client can make an informed decision as to whether testing should still be undertaken.

SURROGATES

Surrogate compounds are added during the preparation process to monitor recovery of analytes. However low recovery in soils is often due to peat, clay or other organic rich matrices. For waters this can be due to oxidants, surfactants, organic rich sediments or remediation fluids. Acceptable limits for most organic methods are 70 - 130% and for VOCs are 50 - 150%. When surrogate recoveries are outside the performance criteria but the associated AQC passes this is assumed to be due to matrix effect. Results are not surrogate corrected.

DILUTIONS

A dilution suffix indicates a dilution has been performed and the reported result takes this into account. No further calculation is required.

BLANKS

Where analytes have been found in the blank, the sample will be treated in accordance with our laboratory procedure for dealing with contaminated blanks.

NOTE

Data is only reported if the laboratory is confident that the data is a true reflection of the samples analysed. Data is only reported as accredited when all the requirements of our Quality System have been met. In certain circumstances where all the requirements of the Quality System have not been met, for instance if the associated AQC has failed, the reason is fully investigated and documented. The sample data is then evaluated alongside the other quality control checks performed during analysis to determine its suitability. Following this evaluation, provided the sample results have not been effected, the data is reported but accreditation is removed. It is a requirement of our Accreditation Body for data not reported as accredited to be considered indicative only, but this does not mean the data is not valid.
Where possible, and if requested, samples will be re-extracted and a revised report issued with accredited results. Please do not hesitate to contact the laboratory if further details are required of the circumstances which have led to the removal of accreditation.
Laboratory records are kept for a period of no less than 6 years.

REPORTS FROM THE SOUTH AFRICA LABORATORY

Any method number not prefixed with SA has been undertaken in our UK laboratory unless reported as subcontracted.

Measurement Uncertainty

Measurement uncertainty defines the range of values that could reasonably be attributed to the measured quantity. This range of values has not been included within the reported results. Uncertainty expressed as a percentage can be provided upon request.

Customer Provided Information

Sample ID and depth is information provided by the customer.

Age of Diesel

The age of release estimation is based on the nC17/pristane ratio only as prescribed by Christensen and Larsen (1993) and Kaplan, Galperin, Alimi et al., (1996).
Age estimation should be treated with caution as it can be influenced by site specific factors of which the laboratory are not aware.

Tentatively Identified Compounds (TICs)

Where Tentatively Identified Compounds (TICs) are reported, up to 10 Tentatively Identified Compounds will be listed where there is found to be a greater than 80% match with the NIST library. The reported concentration is determined semi-quantitively, with a matrix specific limit of detection. Note, other compounds may be present but are not reported.

ABBREVIATIONS and ACRONYMS USED

#	ISO17025 (UKAS Ref No. 4225) accredited - UK.
SA	ISO17025 (SANAS Ref No.T0729) accredited - South Africa
B	Indicates analyte found in associated method blank.
DR	Dilution required.
M	MCERTS accredited.
NA	Not applicable
NAD	No Asbestos Detected.
ND	None Detected (usually refers to VOC and/SVOC TICs).
NDP	No Determination Possible
SS	Calibrated against a single substance
SV	Surrogate recovery outside performance criteria. This may be due to a matrix effect.
W	Results expressed on as received basis.
+	AQC failure, accreditation has been removed from this result, if appropriate, see 'Note' on previous page.
>>	Results above quantitative calibration range. The result should be considered the minimum value and is indicative only. The actual result could be significantly higher.
*	Analysis subcontracted to an Element Materials Technology approved laboratory.
CO	Suspected carry over
LOD/LOR	Limit of Detection (Limit of Reporting) in line with ISO 17025 and MCERTS
ME	Matrix Effect
NFD	No Fibres Detected
BS	AQC Sample
LB	Blank Sample
N	Client Sample
TB	Trip Blank Sample
OC	Outside Calibration Range
AA	x5 Dilution
AB	x50 Dilution

HWOL ACRONYMS AND OPERATORS USED

HS	Headspace Analysis.
EH	Extractable Hydrocarbons - i.e. everything extracted by the solvent.
CU	Clean-up - e.g. by florisil, silica gel.
1D	GC - Single coil gas chromatography.
Total	Aliphatics & Aromatics.
AL	Aliphatics only.
AR	Aromatics only.
2D	GC-GC - Double coil gas chromatography.
#1	EH_Total but with humics mathematically subtracted
#2	EU_Total but with fatty acids mathematically subtracted
_	Operator - underscore to separate acronyms (exception for +).
+	Operator to indicate cumulative e.g. EH+HS_Total or EH_CU+HS_Total
MS	Mass Spectrometry.

EMT Job No: 24/20131

Test Method No.	Description	Prep Method No. (if appropriate)	Description	ISO 17025 (UKAS/SANAS)	MCERTS (UK soils only)	Analysis done on As Received (AR) or Dried (AD)	Reported on dry weight basis
PM4	Gravimetric measurement of Natural Moisture Content and % Moisture Content at either 35 degrees Celsius or 105 degrees Celsius. Calculation based on ISO 11465:1993(E) and BS1377-2:1990.	PM0	No preparation is required.			AR	
TM4	Modified USEPA 8270D v5:2014 method for the solvent extraction and determination of PAHs by GC-MS.	PM8	End over end extraction of solid samples for organic analysis. The solvent mix varies depending on analysis required.			AR	Yes
TM4	Modified USEPA 8270D v5:2014 method for the solvent extraction and determination of PAHs by GC-MS.	PM8	End over end extraction of solid samples for organic analysis. The solvent mix varies depending on analysis required.	Yes		AR	Yes
TM5	Modified 8015B v2:1996 method for the determination of solvent Extractable Petroleum Hydrocarbons (EPH) within the range C8-C40 by GCFID. For waters the solvent extracts dissolved phase plus a sheen if present.	PM8/PM16	End over end extraction of solid samples for organic analysis. The solvent mix varies depending on analysis required/Fractionation into aliphatic and aromatic fractions using a Rapid Trace SPE.	Yes		AR	Yes
TM5/TM36	please refer to TM5 and TM36 for method details	PM8/PM12/PM16	please refer to PM8/PM16 and PM12 for method details			AR	Yes
TM5/TM36	please refer to TM5 and TM36 for method details	PM8/PM12/PM16	please refer to PM8/PM16 and PM12 for method details	Yes		AR	Yes
TM7	Modified USEPA 3540C:1996 and 9071B:1998 for oily wastes. In house method for the gravimetric determination of a sample following solvent extraction.	PM6	Samples are extracted using Soxtec apparatus and solvent.	Yes		AR	Yes
TM13	Determination of Saturates, Aromatics, Resins and Asphaltenes by Thin Layer Chromatography with Flame Ionisation Detection.	PM6	Samples are extracted using Soxtec apparatus and solvent.			AR	Yes
TM15	Modified USEPA 8260B v2:1996. Quantitative Determination of Volatile Organic Compounds (VOCs) by Headspace GC-MS.	PM10	Modified US EPA method 5021A v2:2014. Preparation of solid and liquid samples for GC headspace analysis.			AR	Yes
TM15	Modified USEPA 8260B v2:1996. Quantitative Determination of Volatile Organic Compounds (VOCs) by Headspace GC-MS.	PM10	Modified US EPA method 5021A v2:2014. Preparation of solid and liquid samples for GC headspace analysis.	Yes		AR	Yes

EMT Job No: 24/20131

Test Method No.	Description	Prep Method No. (if appropriate)	Description	ISO 17025 (UKAS/SANAS)	MCERTS (UK soils only)	Analysis done on As Received (AR) or Dried (AD)	Reported on dry weight basis
TM16	Modified USEPA 8270D v5:2014. Quantitative determination of Semi-Volatile Organic compounds (SVOCs) by GC-MS.	PM6	Samples are extracted using Soxtec apparatus and solvent.			AR	Yes
TM16	Modified USEPA 8270D v5:2014. Quantitative determination of Semi-Volatile Organic compounds (SVOCs) by GC-MS.	PM6	Samples are extracted using Soxtec apparatus and solvent.			AR	
TM21	Modified BS 7755-3:1995, ISO10694:1995 Determination of Total Organic Carbon or Total Carbon by combustion in an Eltra TOC furnace/analyser in the presence of oxygen. The CO2 generated is quantified using infra-red detection. Organic Matter (SOM) calculated as per EA MCERTS Chemical Testing of Soil.	PM24	Preparation of Soil and Marine Sediment Samples for Total Organic Carbon.			AD	Yes
TM26	Determination of phenols by Reversed Phased High Performance Liquid Chromatography and Electro-Chemical Detection.	PM21B	As Received samples are extracted in Methanol: Water (60:40) by reciprocal shaker.			AR	Yes
TM30	Determination of Trace Metals by ICP-OES (Inductively Coupled Plasma-Optical Emission Spectrometry): WATERS by Modified USEPA Method 200.7, Rev. 4.4, 1994; Modified EPA Method 6010B, Rev.2, Dec 1996; Modified BS EN ISO 11885:2009: SOILS by Modified USEP 6010B, Rev.2, Dec.1996; Modified EPA Method 3050B, Rev.2, Dec.1996	PM15	Acid digestion of dried and ground solid samples using Aqua Regia refluxed at 112.5 degrees Celsius. Samples containing asbestos are not dried and ground.			AD	Yes
TM30	Determination of Trace Metals by ICP-OES (Inductively Coupled Plasma-Optical Emission Spectrometry): WATERS by Modified USEPA Method 200.7, Rev. 4.4, 1994; Modified EPA Method 6010B, Rev.2, Dec 1996; Modified BS EN ISO 11885:2009: SOILS by Modified USEP 6010B, Rev.2, Dec.1996; Modified EPA Method 3050B, Rev.2, Dec.1996	PM15	Acid digestion of dried and ground solid samples using Aqua Regia refluxed at 112.5 degrees Celsius. Samples containing asbestos are not dried and ground.	Yes		AD	Yes
TM36	Modified US EPA method 8015B v2:1996. Determination of Gasoline Range Organics (GRO) in the carbon chain range of C4-12 by headspace GC-FID. MTBE by GCFID co-elutes with 3-methylpentane if present and therefore can give a false positive. Positive MTBE results will be re-run using GC-MS to double check, when requested.	PM12	Modified US EPA method 5021A v2:2014. Preparation of solid and liquid samples for GC headspace analysis.			AR	Yes
TM36	Modified US EPA method 8015B v2:1996. Determination of Gasoline Range Organics (GRO) in the carbon chain range of C4-12 by headspace GC-FID. MTBE by GCFID co-elutes with 3-methylpentane if present and therefore can give a false positive. Positive MTBE results will be re-run using GC-MS to double check, when requested.	PM12	Modified US EPA method 5021A v2:2014. Preparation of solid and liquid samples for GC headspace analysis.	Yes		AR	Yes
TM38	Soluble Ion analysis using Discrete Analyser. Modified US EPA methods: Chloride 325.2 (1978), Sulphate 375.4 (Rev.2 1993), o-Phosphate 365.2 (Rev.2 1993), TON 353.1 (Rev.2 1993), Nitrite 354.1 (1971), Hex Cr 7196A (1992), NH4+ 350.1 (Rev.2 1993) - All anions comparable to BS ISO 15923-1: 2013I	PM20	Extraction of dried and ground or as received samples with deionised water in a 2:1 water to solid ratio using a reciprocal shaker for all analytes except hexavalent chromium. Extraction of as received sample using 10:1 ratio of 0.2M sodium hydroxide to soil for hexavalent chromium using a reciprocal shaker.	Yes		AD	Yes
TM38	Soluble Ion analysis using Discrete Analyser. Modified US EPA methods: Chloride 325.2 (1978), Sulphate 375.4 (Rev.2 1993), o-Phosphate 365.2 (Rev.2 1993), TON 353.1 (Rev.2 1993), Nitrite 354.1 (1971), Hex Cr 7196A (1992), NH4+ 350.1 (Rev.2 1993) - All anions comparable to BS ISO 15923-1: 2013I	PM20	Extraction of dried and ground or as received samples with deionised water in a 2:1 water to solid ratio using a reciprocal shaker for all analytes except hexavalent chromium. Extraction of as received sample using 10:1 ratio of 0.2M sodium hydroxide to soil for hexavalent chromium using a reciprocal shaker.	Yes		AR	Yes

EMT Job No: 24/20131

Test Method No.	Description	Prep Method No. (if appropriate)	Description	ISO 17025 (UKAS/SANAS)	MCERTS (UK soils only)	Analysis done on As Received (AR) or Dried (AD)	Reported on dry weight basis
TM65	Asbestos Bulk Identification method based on HSG 248 Second edition (2021)	PM42	Modified SCA Blue Book V.12 draft 2017 and WM3 1st Edition v1.1:2018. Solid samples undergo a thorough visual inspection for asbestos fibres prior to asbestos identification using TM065.	Yes		AR	
TM73	Modified US EPA methods 150.1 (1982) and 9045D Rev. 4 - 2004) and BS1377-3:1990. Determination of pH by Metrohm automated probe analyser.	PM11	Extraction of as received solid samples using one part solid to 2.5 parts deionised water.	Yes		AR	No
TM74	Analysis of water soluble boron (20:1 extract) by ICP-OES.	PM32	Hot water soluble boron is extracted from dried and ground samples using a 20:1 ratio.	Yes		AD	Yes
TM89	Modified USEPA method OIA-1667 (1999). Determination of cyanide by Flow Injection Analyser. Where WAD cyanides are required a Ligand displacement step is carried out before analysis.	PM45	As received solid samples are extracted with 1M NaOH by orbital shaker for Cyanide, Sulphide and Thiocyanate analysis.	Yes		AR	Yes
NONE	No Method Code	NONE	No Method Code			AD	Yes
TM15_A	Modified USEPA 8260B v2:1996. Quantitative Determination of Volatile Organic Compounds, Vinyl Chloride & Styrene by Headspace GC-MS.	PM10	Modified US EPA method 5021A v2:2014. Preparation of solid and liquid samples for GC headspace analysis.			AR	Yes

Element Materials Technology
Unit 3 Deeside Point
Zone 3
Deeside Industrial Park
Deeside
CH5 2UA

[redacted]

RSK Group Plc
18 Frogmore Road
Hemel Hemstead
United Kingdom
HP3 9RT

Attention :	Andrew Tranter
Date :	4th December, 2023
Your reference :	29228
Our reference :	Test Report 23/20033 Batch 1
Location :	Ford Airfield Ford Arundel BN18 0FL
Date samples received :	28th November, 2023
Status :	Final report
Issue :	1

Sixty three samples were received for analysis on 28th November, 2023 of which thirty two were scheduled for analysis. Please find attached our Test Report which should be read with notes at the end of the report and should include all sections if reproduced. Interpretations and opinions are outside the scope of any accreditation, and all results relate only to samples supplied.
All analysis is carried out on as received samples and reported on a dry weight basis unless stated otherwise. Results are not surrogate corrected.

The greenhouse gas emissions generated (in Carbon – Co2e) to obtain the results in this report are estimated as:

Scope 1&2 emissions - 89.921 kg of CO2

Scope 1&2&3 emissions - 212.506 kg of CO2

Authorised By:

[redacted]

Simon Gomery BSc
Senior Project Manager

Please include all sections of this report if it is reproduced

Client Name: RSK Group Plc
Reference: 29228
Location: Ford Airfield Ford Arundel BN18 0FL
Contact: Andrew Tranter
EMT Job No: 23/20033

Report : Solid

Solids: V=60g VOC jar, J=250g glass jar, T=plastic tub

EMT Sample No.	4-6	10-11	12-13	14-15	18-19	20-21	22-23	32-34	35-37	50-52	LOD/LOR	Units	Method No.
Sample ID	TP301	TP301	TP301	TP301	TP302	TP302	TP302	TP303	TP303	TP304			
Depth	0.40	1.02	1.15	1.60	0.20	0.52	0.80	0.20	0.60	0.20			
COC No / misc													
Containers	V J T	J	J T	J T	J T	J	J T	V J T	V J T	V J T			
Sample Date	24/11/2023	24/11/2023	24/11/2023	24/11/2023	24/11/2023	24/11/2023	24/11/2023	24/11/2023	24/11/2023	24/11/2023			
Sample Type	Soil	Soil	Soil	Soil	Soil	Soil	Soil	Soil	Soil	Soil			
Batch Number	1	1	1	1	1	1	1	1	1	1			
Date of Receipt	28/11/2023	28/11/2023	28/11/2023	28/11/2023	28/11/2023	28/11/2023	28/11/2023	28/11/2023	28/11/2023	28/11/2023			
Arsenic #	10.1	14.6	7.8	8.2	10.9	31.0	12.3	9.6	9.0	7.8	<0.5	mg/kg	TM30/PM15
Barium #	18	112	75	52	101	618	85	68	59	52	<1	mg/kg	TM30/PM15
Beryllium	0.6	1.3	0.9	0.8	0.9	4.9	1.3	0.8	0.8	0.7	<0.5	mg/kg	TM30/PM15
Cadmium #	<0.1	<0.1	<0.1	<0.1	<0.1	<0.1	<0.1	<0.1	<0.1	<0.1	<0.1	mg/kg	TM30/PM15
Chromium #	94.4	68.3	69.5	73.1	89.9	85.6	60.5	62.0	56.5	59.8	<0.5	mg/kg	TM30/PM15
Copper #	8	20	13	8	48	389_{AA}	18	17	12	13	<1	mg/kg	TM30/PM15
Lead #	8	26	16	8	213	545	23	25	14	17	<5	mg/kg	TM30/PM15
Mercury #	<0.1	<0.1	<0.1	<0.1	0.2	0.4	<0.1	<0.1	<0.1	<0.1	<0.1	mg/kg	TM30/PM15
Nickel #	10.4	24.3	17.9	26.8	21.2	92.0	26.0	17.6	17.1	13.6	<0.7	mg/kg	TM30/PM15
Selenium #	<1	1	1	<1	<1	1	1	<1	<1	<1	<1	mg/kg	TM30/PM15
Vanadium	40	52	39	28	38	111	50	37	33	28	<1	mg/kg	TM30/PM15
Water Soluble Boron #	0.6	1.0	1.3	0.4	1.1	1.1	1.4	0.9	0.7	0.5	<0.1	mg/kg	TM74/PM32
Zinc #	19	58	55	35	203	571	78	57	44	43	<5	mg/kg	TM30/PM15
PAH MS													
Naphthalene #	<0.04	0.53	0.05	<0.04	<0.04	0.12	<0.04	0.07	<0.04	<0.04	<0.04	mg/kg	TM4/PM8
Acenaphthylene	<0.03	0.24	<0.03	<0.03	0.06	0.21	<0.03	0.21	<0.03	<0.03	<0.03	mg/kg	TM4/PM8
Acenaphthene #	<0.05	1.99	<0.05	<0.05	<0.05	0.07	<0.05	0.25	<0.05	<0.05	<0.05	mg/kg	TM4/PM8
Fluorene #	<0.04	2.11	0.10	<0.04	<0.04	0.09	<0.04	0.32	<0.04	<0.04	<0.04	mg/kg	TM4/PM8
Phenanthrene #	<0.03	12.27	1.13	<0.03	0.80	1.45	<0.03	5.76	0.11	0.32	<0.03	mg/kg	TM4/PM8
Anthracene #	<0.04	6.20	0.39	<0.04	0.24	0.49	<0.04	1.42	0.07	<0.04	<0.04	mg/kg	TM4/PM8
Fluoranthene #	<0.03	14.87	1.28	<0.03	2.44	3.35	<0.03	9.69	0.17	0.51	<0.03	mg/kg	TM4/PM8
Pyrene #	<0.03	12.66	1.03	<0.03	2.18	2.79	<0.03	6.94	0.15	0.45	<0.03	mg/kg	TM4/PM8
Benzo(a)anthracene #	<0.06	5.20	0.47	<0.06	1.12	1.46	<0.06	3.56	0.11	0.19	<0.06	mg/kg	TM4/PM8
Chrysene #	<0.02	5.58	0.52	<0.02	1.26	1.56	<0.02	3.39	0.11	0.22	<0.02	mg/kg	TM4/PM8
Benzo(bk)fluoranthene #	0.08	8.43	0.69	<0.07	2.08	2.51	<0.07	5.32	0.20	0.33	<0.07	mg/kg	TM4/PM8
Benzo(a)pyrene #	<0.04	5.69	0.47	<0.04	1.34	1.54	<0.04	3.20	<0.04	0.23	<0.04	mg/kg	TM4/PM8
Indeno(123cd)pyrene #	0.11	3.70	0.30	<0.04	0.83	0.96	<0.04	2.07	0.12	0.15	<0.04	mg/kg	TM4/PM8
Dibenzo(ah)anthracene #	0.05	0.67	0.06	<0.04	0.15	0.21	<0.04	0.51	0.05	<0.04	<0.04	mg/kg	TM4/PM8
Benzo(ghi)perylene #	0.16	3.71	0.29	<0.04	0.87	0.99	<0.04	1.93	0.18	0.13	<0.04	mg/kg	TM4/PM8
PAH 16 Total	<0.6	83.9	6.8	<0.6	13.4	17.8	<0.6	44.6	1.3	2.5	<0.6	mg/kg	TM4/PM8
Benzo(b)fluoranthene	0.06	6.07	0.50	<0.05	1.50	1.81	<0.05	3.83	0.14	0.24	<0.05	mg/kg	TM4/PM8
Benzo(k)fluoranthene	0.02	2.36	0.19	<0.02	0.58	0.70	<0.02	1.49	0.06	0.09	<0.02	mg/kg	TM4/PM8
PAH Surrogate % Recovery	105	96	94	95	97	108	95	106	104	105	<0	%	TM4/PM8

Please see attached notes for all abbreviations and acronyms

Client Name: RSK Group Plc
Reference: 29228
Location: Ford Airfield Ford Arundel BN18 0FL
Contact: Andrew Tranter
EMT Job No: 23/20033

Report : Solid

Solids: V=60g VOC jar, J=250g glass jar, T=plastic tub

EMT Sample No.	4-6	10-11	12-13	14-15	18-19	20-21	22-23	32-34	35-37	50-52	LOD/LOR	Units	Method No.
Sample ID	TP301	TP301	TP301	TP301	TP302	TP302	TP302	TP303	TP303	TP304			
Depth	0.40	1.02	1.15	1.60	0.20	0.52	0.80	0.20	0.60	0.20			
COC No / misc													
Containers	V J T	J	J T	J T	J T	J	J T	V J T	V J T	V J T			
Sample Date	24/11/2023	24/11/2023	24/11/2023	24/11/2023	24/11/2023	24/11/2023	24/11/2023	24/11/2023	24/11/2023	24/11/2023			
Sample Type	Soil	Soil	Soil	Soil	Soil	Soil	Soil	Soil	Soil	Soil			
Batch Number	1	1	1	1	1	1	1	1	1	1			
Date of Receipt	28/11/2023	28/11/2023	28/11/2023	28/11/2023	28/11/2023	28/11/2023	28/11/2023	28/11/2023	28/11/2023	28/11/2023			
TPH CWG													
Aliphatics													
>C5-C6 (HS_1D_AL) #	<0.1	<0.1	<0.1	<0.1	<0.1	<0.1	<0.1	<0.1	<0.1	<0.1	<0.1	mg/kg	TM36/PM12
>C6-C8 (HS_1D_AL) #	<0.1	<0.1	<0.1	<0.1	<0.1	<0.1	<0.1	<0.1	<0.1	<0.1	<0.1	mg/kg	TM36/PM12
>C8-C10 (HS_1D_AL)	<0.1	<0.1	<0.1	<0.1	<0.1	<0.1	<0.1	<0.1	<0.1	<0.1	<0.1	mg/kg	TM36/PM12
>C10-C12 (EH_CU_1D_AL) #	<0.2	<0.2	<0.2	<0.2	<0.2	<0.2	<0.2	<0.2	<0.2	<0.2	<0.2	mg/kg	TM5/PM8/PM16
>C12-C16 (EH_CU_1D_AL) #	<4	<4	<4	<4	<4	<4	<4	<4	<4	<4	<4	mg/kg	TM5/PM8/PM16
>C16-C21 (EH_CU_1D_AL) #	<7	<7	<7	<7	<7	<7	<7	<7	<7	<7	<7	mg/kg	TM5/PM8/PM16
>C21-C35 (EH_CU_1D_AL) #	<7	129	<7	<7	<7	<7	<7	<7	<7	<7	<7	mg/kg	TM5/PM8/PM16
Total aliphatics C5-35 (EH+HS_CU_1D_AL)	<19	129	<19	<19	<19	<19	<19	<19	<19	<19	<19	mg/kg	TM5/TM36/PM8/PM12/PM16
Aromatics													
>C5-EC7 (HS_1D_AR) #	<0.1	<0.1	<0.1	<0.1	<0.1	<0.1	<0.1	<0.1	<0.1	<0.1	<0.1	mg/kg	TM36/PM12
>EC7-EC8 (HS_1D_AR) #	<0.1	<0.1	<0.1	<0.1	<0.1	<0.1	<0.1	<0.1	<0.1	<0.1	<0.1	mg/kg	TM36/PM12
>EC8-EC10 (HS_1D_AR) #	<0.1	<0.1	<0.1	<0.1	<0.1	<0.1	<0.1	<0.1	<0.1	<0.1	<0.1	mg/kg	TM36/PM12
>EC10-EC12 (EH_CU_1D_AR) #	<0.2	<0.2	<0.2	<0.2	<0.2	<0.2	<0.2	<0.2	<0.2	<0.2	<0.2	mg/kg	TM5/PM8/PM16
>EC12-EC16 (EH_CU_1D_AR) #	<4	<4	<4	<4	<4	<4	<4	<4	<4	<4	<4	mg/kg	TM5/PM8/PM16
>EC16-EC21 (EH_CU_1D_AR) #	<7	20	<7	<7	42	31	<7	35	<7	<7	<7	mg/kg	TM5/PM8/PM16
>EC21-EC35 (EH_CU_1D_AR) #	<7	91	<7	<7	96	98	<7	98	<7	<7	<7	mg/kg	TM5/PM8/PM16
Total aromatics C5-35 (EH+HS_CU_1D_AR) *	<19	111	<19	<19	138	129	<19	133	<19	<19	<19	mg/kg	TM5/TM36/PM8/PM12/PM16
Total aliphatics and aromatics(C5-35) (EH+HS_CU_1D_Total)	<38	240	<38	<38	138	129	<38	133	<38	<38	<38	mg/kg	TM5/TM36/PM8/PM12/PM16
MTBE #	<5	<5	<5	<5	<5	<5	<5	<5	<5	<5	<5	ug/kg	TM36/PM12
Benzene #	<5	<5	<5	<5	<5	17	<5	<5	<5	<5	<5	ug/kg	TM36/PM12
Toluene #	<5	<5	7	<5	<5	12	<5	<5	<5	<5	<5	ug/kg	TM36/PM12
Ethylbenzene #	<5	<5	<5	<5	<5	<5	<5	<5	<5	<5	<5	ug/kg	TM36/PM12
m/p-Xylene #	<5	<5	<5	<5	<5	7	<5	<5	<5	<5	<5	ug/kg	TM36/PM12
o-Xylene #	<5	<5	<5	<5	<5	<5	<5	<5	<5	<5	<5	ug/kg	TM36/PM12
SEM #	-	103286	-	-	-	-	-	-	-	-	<110	mg/kg	TM7/PM6
Saturates (Aliphatics)	-	0.50	-	-	-	-	-	-	-	-	<0.01	%	TM13/PM6
Aromatics	-	61.42	-	-	-	-	-	-	-	-	<0.01	%	TM13/PM6
Resins (Heterocyclics)	-	34.77	-	-	-	-	-	-	-	-	<0.01	%	TM13/PM6
Asphaltenes	-	3.32	-	-	-	-	-	-	-	-	<0.01	%	TM13/PM6
Natural Moisture Content	9.3	20.1	14.5	17.1	18.9	22.8	21.9	23.7	18.6	21.3	<0.1	%	PM4/PM0
Triterpanes 191m/z	-	Absent$_{AE}$	-	-	-	-	-	-	-	-		None	TM16/PM6
Triaromatic Steranes 231m/z	-	Absent$_{AE}$	-	-	-	-	-	-	-	-		None	TM16/PM6
Coal Tar	-	<10.0$_{AE}$	-	-	-	-	-	-	-	-	<0.1	%	TM16/PM6
Hexavalent Chromium #	<0.3	<0.3	<0.3	<0.3	<0.3	<0.3	<0.3	<0.3	<0.3	<0.3	<0.3	mg/kg	TM38/PM20
Chromium III	94.4	68.3	69.5	73.1	89.9	85.6	60.5	62.0	56.5	59.8	<0.5	mg/kg	NONE/NONE
pH #	8.76	8.19	7.94	7.78	8.17	8.16	7.97	7.55	7.66	7.36	<0.01	pH units	TM73/PM11

Please see attached notes for all abbreviations and acronyms

Client Name: RSK Group Plc
Reference: 29228
Location: Ford Airfield Ford Arundel BN18 0FL
Contact: Andrew Tranter
EMT Job No: 23/20033

Report : Solid

Solids: V=60g VOC jar, J=250g glass jar, T=plastic tub

EMT Sample No.	53-55	68-70	71-73	74-76	83-87	88-90	91-93	94-96	97-99	112-116	LOD/LOR	Units	Method No.
Sample ID	TP304	TP305	TP305	TP305	WS301	WS301	WS301	WS301	WS301	WS302			
Depth	0.70	0.40	0.65	0.80	0.25	0.30-0.40	0.55-0.60	0.70	1.10	0.25			
COC No / misc													
Containers	V J T	V J T	V J	V J T	V J T	V J T	V J T	V J T	V J T	V J T			
Sample Date	24/11/2023	24/11/2023	24/11/2023	24/11/2023	23/11/2023	23/11/2023	23/11/2023	23/11/2023	23/11/2023	23/11/2023			
Sample Type	Soil	Soil	Soil	Soil	Soil	Soil	Soil	Soil	Soil	Soil			
Batch Number	1	1	1	1	1	1	1	1	1	1			
Date of Receipt	28/11/2023	28/11/2023	28/11/2023	28/11/2023	28/11/2023	28/11/2023	28/11/2023	28/11/2023	28/11/2023	28/11/2023			
Arsenic #	13.9	10.4	7.0	9.5	-	2.0	11.5	6.5	14.0	-	<0.5	mg/kg	TM30/PM15
Barium #	71	86	264	72	-	32	183	53	79	-	<1	mg/kg	TM30/PM15
Beryllium	1.2	1.0	5.1	0.8	-	<0.5	2.8	0.7	1.4	-	<0.5	mg/kg	TM30/PM15
Cadmium #	<0.1	<0.1	<0.1	<0.1	-	0.1	3.3	<0.1	<0.1	-	<0.1	mg/kg	TM30/PM15
Chromium #	54.3	69.5	53.0	59.2	-	102.3	82.3	53.5	53.3	-	<0.5	mg/kg	TM30/PM15
Copper #	13	24	93	12	-	8	66	12	18	-	<1	mg/kg	TM30/PM15
Lead #	15	35	39	17	-	<5	158	13	15	-	<5	mg/kg	TM30/PM15
Mercury #	0.1	<0.1	0.2	<0.1	-	<0.1	0.2	<0.1	<0.1	-	<0.1	mg/kg	TM30/PM15
Nickel #	20.0	21.1	78.1	16.5	-	11.5	45.0	14.9	27.4	-	<0.7	mg/kg	TM30/PM15
Selenium #	1	<1	<1	<1	-	<1	<1	<1	<1	-	<1	mg/kg	TM30/PM15
Vanadium	43	39	103	33	-	15	53	31	49	-	<1	mg/kg	TM30/PM15
Water Soluble Boron #	0.6	0.8	1.0	1.1	-	0.4	0.9	0.7	0.7	-	<0.1	mg/kg	TM74/PM32
Zinc #	57	92	153	47	-	18	640	42	61	-	<5	mg/kg	TM30/PM15
PAH MS													
Naphthalene #	<0.04	0.06	1.35	<0.04	244.41_{AD}	102.92_{AC}	4.68	<0.04	<0.04	1472.03_{AD}	<0.04	mg/kg	TM4/PM8
Acenaphthylene	<0.03	0.21	0.17	<0.03	13.01_{AD}	3.15_{AC}	0.23	<0.03	<0.03	31.42_{AD}	<0.03	mg/kg	TM4/PM8
Acenaphthene #	<0.05	0.18	<0.05	<0.05	317.64_{AD}	71.24_{AC}	3.07	<0.05	<0.05	553.62_{AD}	<0.05	mg/kg	TM4/PM8
Fluorene #	<0.04	0.25	0.10	<0.04	304.64_{AD}	71.98_{AC}	3.20	<0.04	<0.04	552.23_{AD}	<0.04	mg/kg	TM4/PM8
Phenanthrene #	<0.03	2.82	1.21	<0.03	1766.96_{AD}	341.36_{AC}	15.71	<0.03	<0.03	2793.43_{AD}	<0.03	mg/kg	TM4/PM8
Anthracene #	<0.04	0.80	0.34	<0.04	549.84_{AD}	98.12_{AC}	4.75	<0.04	<0.04	785.08_{AD}	<0.04	mg/kg	TM4/PM8
Fluoranthene #	<0.03	5.37	1.09	0.04	1767.41_{AD}	259.25_{AC}	15.87	<0.03	<0.03	2508.65_{AD}	<0.03	mg/kg	TM4/PM8
Pyrene #	<0.03	4.37	0.96	<0.03	1383.97_{AD}	205.25_{AC}	12.80	<0.03	<0.03	1975.38_{AD}	<0.03	mg/kg	TM4/PM8
Benzo(a)anthracene #	<0.06	2.24	0.64	<0.06	569.48_{AD}	81.61_{AC}	5.80	<0.06	<0.06	924.64_{AD}	<0.06	mg/kg	TM4/PM8
Chrysene #	<0.02	2.09	0.74	0.05	548.66_{AD}	69.86_{AC}	5.60	<0.02	<0.02	850.87_{AD}	<0.02	mg/kg	TM4/PM8
Benzo(bk)fluoranthene #	<0.07	3.68	1.21	<0.07	824.26_{AD}	116.17_{AC}	9.11	<0.07	<0.07	1355.15_{AD}	<0.07	mg/kg	TM4/PM8
Benzo(a)pyrene #	<0.04	2.27	0.67	<0.04	537.84_{AD}	76.83_{AC}	6.09	<0.04	<0.04	901.92_{AD}	<0.04	mg/kg	TM4/PM8
Indeno(123cd)pyrene #	<0.04	1.48	0.57	<0.04	396.88_{AD}	46.73_{AC}	3.98	<0.04	<0.04	638.77_{AD}	<0.04	mg/kg	TM4/PM8
Dibenzo(ah)anthracene #	<0.04	0.27	0.22	<0.04	70.61_{AD}	6.43_{AC}	0.65	<0.04	<0.04	125.72_{AD}	<0.04	mg/kg	TM4/PM8
Benzo(ghi)perylene #	<0.04	1.38	1.05	<0.04	347.95_{AD}	47.39_{AC}	3.95	<0.04	<0.04	605.51_{AD}	<0.04	mg/kg	TM4/PM8
PAH 16 Total	<0.6	27.5	10.3	<0.6	9643.6_{AD}	1598.3_{AC}	95.5	<0.6	<0.6	16074.4_{AD}	<0.6	mg/kg	TM4/PM8
Benzo(b)fluoranthene	<0.05	2.65	0.87	<0.05	593.47_{AD}	83.64_{AC}	6.56	<0.05	<0.05	975.71_{AD}	<0.05	mg/kg	TM4/PM8
Benzo(k)fluoranthene	<0.02	1.03	0.34	<0.02	230.79_{AD}	32.53_{AC}	2.55	<0.02	<0.02	379.44_{AD}	<0.02	mg/kg	TM4/PM8
PAH Surrogate % Recovery	103	106	102	104	104_{AD}	117_{AC}	108	108	106	94_{AD}	<0	%	TM4/PM8

Please see attached notes for all abbreviations and acronyms

Client Name: RSK Group Plc
Reference: 29228
Location: Ford Airfield Ford Arundel BN18 0FL
Contact: Andrew Tranter
EMT Job No: 23/20033

Report : Solid

Solids: V=60g VOC jar, J=250g glass jar, T=plastic tub

EMT Sample No.	53-55	68-70	71-73	74-76	83-87	88-90	91-93	94-96	97-99	112-116	LOD/LOR	Units	Method No.
Sample ID	TP304	TP305	TP305	TP305	WS301	WS301	WS301	WS301	WS301	WS302			
Depth	0.70	0.40	0.65	0.80	0.25	0.30-0.40	0.55-0.60	0.70	1.10	0.25			
COC No / misc													
Containers	V J T	V J T	V J	V J T	V J T	V J T	V J T	V J T	V J T	V J T			
Sample Date	24/11/2023	24/11/2023	24/11/2023	24/11/2023	23/11/2023	23/11/2023	23/11/2023	23/11/2023	23/11/2023	23/11/2023			
Sample Type	Soil	Soil	Soil	Soil	Soil	Soil	Soil	Soil	Soil	Soil			
Batch Number	1	1	1	1	1	1	1	1	1	1			
Date of Receipt	28/11/2023	28/11/2023	28/11/2023	28/11/2023	28/11/2023	28/11/2023	28/11/2023	28/11/2023	28/11/2023	28/11/2023			
TPH CWG													
Aliphatics													
>C5-C6 (HS_1D_AL) #	<0.1	<0.1	<0.1 SV	<0.1	<0.1 SV	<0.1	<0.1 SV	<0.1	<0.1	<0.1 SV	<0.1	mg/kg	TM36/PM12
>C6-C8 (HS_1D_AL) #	<0.1	<0.1	<0.1 SV	<0.1	<0.1 SV	<0.1	<0.1 SV	<0.1	<0.1	<0.1 SV	<0.1	mg/kg	TM36/PM12
>C8-C10 (HS_1D_AL)	<0.1	<0.1	<0.1 SV	<0.1	1.2 SV	0.3	<0.1 SV	<0.1	<0.1	1.1 SV	<0.1	mg/kg	TM36/PM12
>C10-C12 (EH_CU_1D_AL) #	<0.2	<0.2	3.7	<0.2	72.7	3.6	<0.2	<0.2	<0.2	50.4	<0.2	mg/kg	TM5/PM8/PM16
>C12-C16 (EH_CU_1D_AL) #	<4	<4	30	<4	445	22	<4	<4	<4	352	<4	mg/kg	TM5/PM8/PM16
>C16-C21 (EH_CU_1D_AL) #	<7	<7	89	<7	552	31	<7	<7	<7	481	<7	mg/kg	TM5/PM8/PM16
>C21-C35 (EH_CU_1D_AL) #	<7	<7	1052	38	474	16	<7	<7	<7	403	<7	mg/kg	TM5/PM8/PM16
Total aliphatics C5-35 (EH+HS_CU_1D_AL)	<19	<19	1175	38	1545	73	<19	<19	<19	1288	<19	mg/kg	TM5/TM36/PM8/PM12/PM16
Aromatics													
>C5-EC7 (HS_1D_AR) #	<0.1	<0.1	<0.1 SV	<0.1	<0.1 SV	<0.1	<0.1 SV	<0.1	<0.1	<0.1 SV	<0.1	mg/kg	TM36/PM12
>EC7-EC8 (HS_1D_AR) #	<0.1	<0.1	<0.1 SV	<0.1	<0.1 SV	<0.1	<0.1 SV	<0.1	<0.1	<0.1 SV	<0.1	mg/kg	TM36/PM12
>EC8-EC10 (HS_1D_AR) #	<0.1	<0.1	<0.1 SV	<0.1	0.1 SV	<0.1	<0.1 SV	<0.1	<0.1	0.2 SV	<0.1	mg/kg	TM36/PM12
>EC10-EC12 (EH_CU_1D_AR) #	<0.2	<0.2	3.4	<0.2	>>583.4	25.6	<0.2	<0.2	<0.2	>>809.3	<0.2	mg/kg	TM5/PM8/PM16
>EC12-EC16 (EH_CU_1D_AR) #	<4	10	19	<4	>>3646	168	24	<4	<4	>>3075	<4	mg/kg	TM5/PM8/PM16
>EC16-EC21 (EH_CU_1D_AR) #	<7	90	60	<7	>>17273	804	102	<7	<7	>>17142	<7	mg/kg	TM5/PM8/PM16
>EC21-EC35 (EH_CU_1D_AR) #	<7	198	1241	41	>>18828	1031	211	<7	<7	>>22037	<7	mg/kg	TM5/PM8/PM16
Total aromatics C5-35 (EH+HS_CU_1D_AR) #	<19	298	1323	41	>>40331	2029	337	<19	<19	>>43064	<19	mg/kg	TM5/TM36/PM8/PM12/PM16
Total aliphatics and aromatics(C5-35) (EH+HS_CU_1D_Total)	<38	298	2498	79	>>41876	2102	337	<38	<38	>>44352	<38	mg/kg	TM5/TM36/PM8/PM12/PM16
MTBE #	<5	<5	<5 SV	<5	<5 SV	<5	<5 SV	<5	<5	<5 SV	<5	ug/kg	TM36/PM12
Benzene #	<5	<5	12 SV	<5	<5 SV	<5	12 SV	<5	<5	<5 SV	<5	ug/kg	TM36/PM12
Toluene #	<5	<5	15 SV	<5	<5 SV	<5	13 SV	<5	<5	10 SV	<5	ug/kg	TM36/PM12
Ethylbenzene #	<5	<5	<5 SV	<5	16 SV	5	<5 SV	<5	<5	36 SV	<5	ug/kg	TM36/PM12
m/p-Xylene #	<5	<5	7 SV	<5	59 SV	17	10 SV	<5	<5	82 SV	<5	ug/kg	TM36/PM12
o-Xylene #	<5	<5	<5 SV	<5	40 SV	13	<5 SV	<5	<5	59 SV	<5	ug/kg	TM36/PM12
SEM #	-	-	-	-	17033	-	-	-	-	225610	<110	mg/kg	TM7/PM6
Saturates (Aliphatics)	-	-	-	-	0.59	-	-	-	-	0.28	<0.01	%	TM13/PM6
Aromatics	-	-	-	-	55.65	-	-	-	-	65.06	<0.01	%	TM13/PM6
Resins (Heterocyclics)	-	-	-	-	38.91	-	-	-	-	30.32	<0.01	%	TM13/PM6
Asphaltenes	-	-	-	-	4.85	-	-	-	-	4.34	<0.01	%	TM13/PM6
Natural Moisture Content	22.0	23.1	15.7	19.6	7.2	8.5	21.8	18.9	20.5	6.0	<0.1	%	PM4/PM0
Triterpanes 191m/z	-	-	-	-	Absent	-	-	-	-	Absent AE		None	TM16/PM6
Triaromatic Steranes 231m/z	-	-	-	-	Absent	-	-	-	-	Absent AE		None	TM16/PM6
Coal Tar	-	-	-	-	0.6	-	-	-	-	12.3 AE	<0.1	%	TM16/PM6
Hexavalent Chromium #	<0.3	<0.3	<0.3	<0.3	-	<0.3	<0.3	<0.3	<0.3	-	<0.3	mg/kg	TM38/PM20
Chromium III	54.3	69.5	53.0	59.2	-	102.3	82.3	53.5	53.3	-	<0.5	mg/kg	NONE/NONE
pH #	7.47	7.71	8.17	8.39	-	8.84	8.21	7.44	7.70	-	<0.01	pH units	TM73/PM11

Please see attached notes for all abbreviations and acronyms

Client Name: RSK Group Plc
Reference: 29228
Location: Ford Airfield Ford Arundel BN18 0FL
Contact: Andrew Tranter
EMT Job No: 23/20033

Report : Solid

Solids: V=60g VOC jar, J=250g glass jar, T=plastic tub

EMT Sample No.	117-119	120-122	123-125	126-128	138-140	141-143	144-146	159-163,184	164-166	167-169	LOD/LOR	Units	Method No.
Sample ID	WS302	WS302	WS302	WS302	WS303	WS303	WS303	WS304	WS304	WS304			
Depth	0.40-0.60	0.60-0.65	1.00-1.10	1.50	0.10	0.40	1.00	0.30	0.50	0.80			
COC No / misc													
Containers	V J T	V J T	V J T	V J T	V J T	V J T	V J T	V J T	V J T	V J T			
Sample Date	23/11/2023	23/11/2023	23/11/2023	24/11/2023	24/11/2023	24/11/2023	24/11/2023	24/11/2023	24/11/2023	24/11/2023			
Sample Type	Soil	Soil	Soil	Soil	Soil	Soil	Soil	Soil	Soil	Soil			
Batch Number	1	1	1	1	1	1	1	1	1	1			
Date of Receipt	28/11/2023	28/11/2023	28/11/2023	28/11/2023	28/11/2023	28/11/2023	28/11/2023	28/11/2023	28/11/2023	28/11/2023			
Arsenic #	3.6	6.4	10.6	13.7	8.3	6.9	12.2	-	7.5	12.5	<0.5	mg/kg	TM30/PM15
Barium #	45	163	77	90	101	63	79	-	278	85	<1	mg/kg	TM30/PM15
Beryllium	0.7	1.5	1.1	1.3	0.8	0.7	1.4	-	1.1	1.2	<0.5	mg/kg	TM30/PM15
Cadmium #	0.1	<0.1	<0.1	<0.1	<0.1	<0.1	<0.1	-	<0.1	<0.1	<0.1	mg/kg	TM30/PM15
Chromium #	94.8	123.2	49.1	50.9	70.6	54.4	57.5	-	55.4	63.1	<0.5	mg/kg	TM30/PM15
Copper #	12	31	16	20	20	15	19	-	48	17	<1	mg/kg	TM30/PM15
Lead #	8	9	14	14	118	13	15	-	32	15	<5	mg/kg	TM30/PM15
Mercury #	<0.1	<0.1	<0.1	<0.1	0.3	<0.1	<0.1	-	<0.1	<0.1	<0.1	mg/kg	TM30/PM15
Nickel #	16.0	31.5	23.5	29.2	16.8	14.5	27.1	-	25.3	23.5	<0.7	mg/kg	TM30/PM15
Selenium #	<1	<1	<1	<1	<1	<1	<1	-	<1	1	<1	mg/kg	TM30/PM15
Vanadium	19	49	42	48	35	28	52	-	41	51	<1	mg/kg	TM30/PM15
Water Soluble Boron #	0.6	0.4	0.8	0.5	2.2	1.0	0.4	-	0.7	1.7	<0.1	mg/kg	TM74/PM32
Zinc #	44	27	54	61	71	49	65	-	96	65	<5	mg/kg	TM30/PM15
PAH MS													
Naphthalene #	40.47_{AA}	4.29	<0.04	<0.04	0.16	<0.04	<0.04	172.79_{AD}	61.43_{AB}	0.07	<0.04	mg/kg	TM4/PM8
Acenaphthylene	0.59_{AA}	<0.03	<0.03	<0.03	0.16	<0.03	<0.03	22.57_{AD}	3.02_{AB}	0.10	<0.03	mg/kg	TM4/PM8
Acenaphthene #	13.55_{AA}	1.62	<0.05	<0.05	0.31	<0.05	<0.05	179.63_{AD}	24.46_{AB}	<0.05	<0.05	mg/kg	TM4/PM8
Fluorene #	13.63_{AA}	1.72	<0.04	<0.04	0.33	<0.04	<0.04	212.53_{AD}	35.08_{AB}	<0.04	<0.04	mg/kg	TM4/PM8
Phenanthrene #	72.68_{AA}	9.58	0.10	<0.03	4.40	0.16	0.05	1134.37_{AD}	169.15_{AB}	0.22	<0.03	mg/kg	TM4/PM8
Anthracene #	19.04_{AA}	2.73	<0.04	<0.04	1.23	<0.04	<0.04	351.23_{AD}	52.58_{AB}	0.13	<0.04	mg/kg	TM4/PM8
Fluoranthene #	57.94_{AA}	7.28	0.07	<0.03	8.96	0.29	0.07	1149.42_{AD}	161.76_{AB}	0.33	<0.03	mg/kg	TM4/PM8
Pyrene #	43.34_{AA}	5.72	0.06	<0.03	7.84	0.24	0.06	842.56_{AD}	126.58_{AB}	0.27	<0.03	mg/kg	TM4/PM8
Benzo(a)anthracene #	17.40_{AA}	2.08	<0.06	<0.06	3.80	0.13	<0.06	403.92_{AD}	56.82_{AB}	0.15	<0.06	mg/kg	TM4/PM8
Chrysene #	17.08_{AA}	2.09	<0.02	<0.02	3.82	0.15	<0.02	396.39_{AD}	54.57_{AB}	0.15	<0.02	mg/kg	TM4/PM8
Benzo(bk)fluoranthene #	25.96_{AA}	3.19	<0.07	<0.07	6.98	0.23	<0.07	605.78_{AD}	81.88_{AB}	0.24	<0.07	mg/kg	TM4/PM8
Benzo(a)pyrene #	17.31_{AA}	2.23	<0.04	<0.04	4.44	0.16	<0.04	380.63_{AD}	53.14_{AB}	0.17	<0.04	mg/kg	TM4/PM8
Indeno(123cd)pyrene #	13.03_{AA}	1.59	<0.04	<0.04	3.24	0.12	<0.04	273.69_{AD}	38.49_{AB}	0.13	<0.04	mg/kg	TM4/PM8
Dibenzo(ah)anthracene #	1.82_{AA}	0.32	<0.04	<0.04	0.63	<0.04	<0.04	51.70_{AD}	7.10_{AB}	<0.04	<0.04	mg/kg	TM4/PM8
Benzo(ghi)perylene #	11.85_{AA}	1.44	<0.04	<0.04	3.33	0.13	<0.04	231.18_{AD}	31.10_{AB}	0.13	<0.04	mg/kg	TM4/PM8
PAH 16 Total	365.7_{AA}	45.9	<0.6	<0.6	49.6	1.6	<0.6	6408.4_{AD}	957.2_{AB}	2.1	<0.6	mg/kg	TM4/PM8
Benzo(b)fluoranthene	18.69_{AA}	2.30	<0.05	<0.05	5.03	0.17	<0.05	436.16_{AD}	58.95_{AB}	0.17	<0.05	mg/kg	TM4/PM8
Benzo(k)fluoranthene	7.27_{AA}	0.89	<0.02	<0.02	1.95	0.06	<0.02	169.62_{AD}	22.93_{AB}	0.07	<0.02	mg/kg	TM4/PM8
PAH Surrogate % Recovery	99_{AA}	104	120	107	104	103	104	97_{AD}	101_{AB}	104	<0	%	TM4/PM8

Please see attached notes for all abbreviations and acronyms

Client Name: RSK Group Plc
Reference: 29228
Location: Ford Airfield Ford Arundel BN18 0FL
Contact: Andrew Tranter
EMT Job No: 23/20033

Report : Solid

Solids: V=60g VOC jar, J=250g glass jar, T=plastic tub

EMT Sample No.	117-119	120-122	123-125	126-128	138-140	141-143	144-146	159-163,184	164-166	167-169			
Sample ID	WS302	WS302	WS302	WS302	WS303	WS303	WS303	WS304	WS304	WS304			
Depth	0.40-0.60	0.60-0.65	1.00-1.10	1.50	0.10	0.40	1.00	0.30	0.50	0.80	Please see attached notes for all abbreviations and acronyms		
COC No / misc													
Containers	V J T	V J T	V J T	V J T	V J T	V J T	V J T	V J T	V J T	V J T			
Sample Date	23/11/2023	23/11/2023	23/11/2023	24/11/2023	24/11/2023	24/11/2023	24/11/2023	24/11/2023	24/11/2023	24/11/2023			
Sample Type	Soil	Soil	Soil	Soil	Soil	Soil	Soil	Soil	Soil	Soil			
Batch Number	1	1	1	1	1	1	1	1	1	1			
Date of Receipt	28/11/2023	28/11/2023	28/11/2023	28/11/2023	28/11/2023	28/11/2023	28/11/2023	28/11/2023	28/11/2023	28/11/2023	LOD/LOR	Units	Method No.
TPH CWG													
Aliphatics													
>C5-C6 (HS_1D_AL) #	<0.1	<0.1	<0.1	<0.1	<0.1	<0.1	<0.1	<0.1 SV	<0.1	<0.1	<0.1	mg/kg	TM36/PM12
>C6-C8 (HS_1D_AL) #	<0.1	<0.1	<0.1	<0.1	<0.1	<0.1	<0.1	<0.1 SV	<0.1	<0.1	<0.1	mg/kg	TM36/PM12
>C8-C10 (HS_1D_AL)	0.2	<0.1	<0.1	<0.1	<0.1	<0.1	<0.1	0.1 SV	0.2	<0.1	<0.1	mg/kg	TM36/PM12
>C10-C12 (EH_CU_1D_AL) #	3.1	<0.2	<0.2	<0.2	<0.2	<0.2	<0.2	3.3	2.5	<0.2	<0.2	mg/kg	TM5/PM8/PM16
>C12-C16 (EH_CU_1D_AL) #	23	<4	<4	<4	<4	<4	<4	70	16	<4	<4	mg/kg	TM5/PM8/PM16
>C16-C21 (EH_CU_1D_AL) #	35	<7	<7	<7	<7	<7	<7	234	39	<7	<7	mg/kg	TM5/PM8/PM16
>C21-C35 (EH_CU_1D_AL) #	32	<7	<7	<7	29	<7	<7	371	26	<7	<7	mg/kg	TM5/PM8/PM16
Total aliphatics C5-35 (EH+HS_CU_1D_AL)	93	<19	<19	<19	29	<19	<19	678	84	<19	<19	mg/kg	TM5/TM36/PM8/PM12/PM16
Aromatics													
>C5-EC7 (HS_1D_AR) #	<0.1	<0.1	<0.1	<0.1	<0.1	<0.1	<0.1	<0.1 SV	<0.1	<0.1	<0.1	mg/kg	TM36/PM12
>EC7-EC8 (HS_1D_AR) #	<0.1	<0.1	<0.1	<0.1	<0.1	<0.1	<0.1	<0.1 SV	<0.1	<0.1	<0.1	mg/kg	TM36/PM12
>EC8-EC10 (HS_1D_AR) #	<0.1	<0.1	<0.1	<0.1	<0.1	<0.1	<0.1	<0.1 SV	<0.1	<0.1	<0.1	mg/kg	TM36/PM12
>EC10-EC12 (EH_CU_1D_AR) #	87.8	7.4	<0.2	<0.2	<0.2	<0.2	<0.2	>>67.2	53.4	<0.2	<0.2	mg/kg	TM5/PM8/PM16
>EC12-EC16 (EH_CU_1D_AR) #	393	21	<4	<4	12	<4	<4	>>836	264	<4	<4	mg/kg	TM5/PM8/PM16
>EC16-EC21 (EH_CU_1D_AR) #	2122	89	<7	<7	134	<7	<7	>>6927	1585	<7	<7	mg/kg	TM5/PM8/PM16
>EC21-EC35 (EH_CU_1D_AR) #	2545	66	<7	<7	498	<7	<7	>>11780	2537	<7	<7	mg/kg	TM5/PM8/PM16
Total aromatics C5-35 (EH+HS_CU_1D_AR) *	5148	183	<19	<19	644	<19	<19	>>19610	4439	<19	<19	mg/kg	TM5/TM36/PM8/PM12/PM16
Total aliphatics and aromatics(C5-35) (EH+HS_CU_1D_Total)	5241	183	<38	<38	673	<38	<38	>>20288	4523	<38	<38	mg/kg	TM5/TM36/PM8/PM12/PM16
MTBE #	<5	<5	<5	<5	<5	<5	<5	<5 SV	<5	<5	<5	ug/kg	TM36/PM12
Benzene #	<5	<5	<5	<5	<5	<5	<5	<5 SV	<5	<5	<5	ug/kg	TM36/PM12
Toluene #	<5	13	<5	<5	<5	<5	<5	<5 SV	<5	<5	<5	ug/kg	TM36/PM12
Ethylbenzene #	10	<5	<5	<5	<5	<5	<5	<5 SV	14	<5	<5	ug/kg	TM36/PM12
m/p-Xylene #	19	9	<5	<5	<5	<5	<5	15 SV	34	<5	<5	ug/kg	TM36/PM12
o-Xylene #	15	<5	<5	<5	<5	<5	<5	14 SV	23	<5	<5	ug/kg	TM36/PM12
SEM #	-	-	-	-	-	-	-	26743	-	-	<110	mg/kg	TM7/PM6
Saturates (Aliphatics)	-	-	-	-	-	-	-	0.88	-	-	<0.01	%	TM13/PM6
Aromatics	-	-	-	-	-	-	-	55.38	-	-	<0.01	%	TM13/PM6
Resins (Heterocyclics)	-	-	-	-	-	-	-	40.71	-	-	<0.01	%	TM13/PM6
Asphaltenes	-	-	-	-	-	-	-	3.01	-	-	<0.01	%	TM13/PM6
Natural Moisture Content	10.4	15.4	20.8	18.8	16.1	21.0	18.3	3.3	17.0	22.0	<0.1	%	PM4/PM0
Triterpanes 191m/z	-	-	-	-	-	-	-	Absent	-	-		None	TM16/PM6
Triaromatic Steranes 231m/z	-	-	-	-	-	-	-	Absent	-	-		None	TM16/PM6
Coal Tar	-	-	-	-	-	-	-	1.2	-	-	<0.1	%	TM16/PM6
Hexavalent Chromium #	<0.3	<0.3	<0.3	<0.3	<0.3	<0.3	<0.3	-	<0.3	<0.3	<0.3	mg/kg	TM38/PM20
Chromium III	94.8	123.2	49.1	50.9	70.6	54.4	57.5	-	55.4	63.1	<0.5	mg/kg	NONE/NONE
pH #	8.75	8.56	7.94	8.22	8.94	8.49	8.30	-	8.55	7.76	<0.01	pH units	TM73/PM11

Client Name: RSK Group Plc
Reference: 29228
Location: Ford Airfield Ford Arundel BN18 0FL
Contact: Andrew Tranter
EMT Job No: 23/20033

Report : Solid

Solids: V=60g VOC jar, J=250g glass jar, T=plastic tub

EMT Sample No.	170-172	173-175									LOD/LOR	Units	Method No.
Sample ID	WS304	WS304											
Depth	1.50	2.00											
COC No / misc													
Containers	V J T	V J T											
Sample Date	24/11/2023	24/11/2023											
Sample Type	Soil	Soil											
Batch Number	1	1											
Date of Receipt	28/11/2023	28/11/2023											
Arsenic #	14.1	12.1									<0.5	mg/kg	TM30/PM15
Barium #	74	96									<1	mg/kg	TM30/PM15
Beryllium	1.2	1.2									<0.5	mg/kg	TM30/PM15
Cadmium #	<0.1	<0.1									<0.1	mg/kg	TM30/PM15
Chromium #	51.6	56.0									<0.5	mg/kg	TM30/PM15
Copper #	18	19									<1	mg/kg	TM30/PM15
Lead #	14	16									<5	mg/kg	TM30/PM15
Mercury #	<0.1	<0.1									<0.1	mg/kg	TM30/PM15
Nickel #	25.3	31.5									<0.7	mg/kg	TM30/PM15
Selenium #	<1	<1									<1	mg/kg	TM30/PM15
Vanadium	45	42									<1	mg/kg	TM30/PM15
Water Soluble Boron #	0.9	0.5									<0.1	mg/kg	TM74/PM32
Zinc #	54	59									<5	mg/kg	TM30/PM15
PAH MS													
Naphthalene #	<0.04	<0.04									<0.04	mg/kg	TM4/PM8
Acenaphthylene	<0.03	<0.03									<0.03	mg/kg	TM4/PM8
Acenaphthene #	<0.05	<0.05									<0.05	mg/kg	TM4/PM8
Fluorene #	<0.04	<0.04									<0.04	mg/kg	TM4/PM8
Phenanthrene #	0.05	<0.03									<0.03	mg/kg	TM4/PM8
Anthracene #	<0.04	<0.04									<0.04	mg/kg	TM4/PM8
Fluoranthene #	0.04	<0.03									<0.03	mg/kg	TM4/PM8
Pyrene #	<0.03	<0.03									<0.03	mg/kg	TM4/PM8
Benzo(a)anthracene #	<0.06	<0.06									<0.06	mg/kg	TM4/PM8
Chrysene #	<0.02	<0.02									<0.02	mg/kg	TM4/PM8
Benzo(bk)fluoranthene #	<0.07	<0.07									<0.07	mg/kg	TM4/PM8
Benzo(a)pyrene #	<0.04	<0.04									<0.04	mg/kg	TM4/PM8
Indeno(123cd)pyrene #	<0.04	<0.04									<0.04	mg/kg	TM4/PM8
Dibenzo(ah)anthracene #	<0.04	<0.04									<0.04	mg/kg	TM4/PM8
Benzo(ghi)perylene #	<0.04	<0.04									<0.04	mg/kg	TM4/PM8
PAH 16 Total	<0.6	<0.6									<0.6	mg/kg	TM4/PM8
Benzo(b)fluoranthene	<0.05	<0.05									<0.05	mg/kg	TM4/PM8
Benzo(k)fluoranthene	<0.02	<0.02									<0.02	mg/kg	TM4/PM8
PAH Surrogate % Recovery	105	105									<0	%	TM4/PM8

Please see attached notes for all abbreviations and acronyms

Client Name: RSK Group Plc
Reference: 29228
Location: Ford Airfield Ford Arundel BN18 0FL
Contact: Andrew Tranter
EMT Job No: 23/20033

Report : Solid

Solids: V=60g VOC jar, J=250g glass jar, T=plastic tub

EMT Sample No.	170-172	173-175									LOD/LOR	Units	Method No.
Sample ID	WS304	WS304											
Depth	1.50	2.00											
COC No / misc													
Containers	V J T	V J T											
Sample Date	24/11/2023	24/11/2023											
Sample Type	Soil	Soil											
Batch Number	1	1											
Date of Receipt	28/11/2023	28/11/2023											
TPH CWG													
Aliphatics													
>C5-C6 (HS_1D_AL) #	<0.1	<0.1									<0.1	mg/kg	TM36/PM12
>C6-C8 (HS_1D_AL) #	<0.1	<0.1									<0.1	mg/kg	TM36/PM12
>C8-C10 (HS_1D_AL)	<0.1	<0.1									<0.1	mg/kg	TM36/PM12
>C10-C12 (EH_CU_1D_AL) #	<0.2	<0.2									<0.2	mg/kg	TM5/PM8/PM16
>C12-C16 (EH_CU_1D_AL) #	<4	<4									<4	mg/kg	TM5/PM8/PM16
>C16-C21 (EH_CU_1D_AL) #	<7	<7									<7	mg/kg	TM5/PM8/PM16
>C21-C35 (EH_CU_1D_AL) #	<7	<7									<7	mg/kg	TM5/PM8/PM16
Total aliphatics C5-35 (EH+HS_CU_1D_AL)	<19	<19									<19	mg/kg	TM5/TM36/PM8/PM12/PM16
Aromatics													
>C5-EC7 (HS_1D_AR) #	<0.1	<0.1									<0.1	mg/kg	TM36/PM12
>EC7-EC8 (HS_1D_AR) #	<0.1	<0.1									<0.1	mg/kg	TM36/PM12
>EC8-EC10 (HS_1D_AR) #	<0.1	<0.1									<0.1	mg/kg	TM36/PM12
>EC10-EC12 (EH_CU_1D_AR) #	<0.2	<0.2									<0.2	mg/kg	TM5/PM8/PM16
>EC12-EC16 (EH_CU_1D_AR) #	<4	<4									<4	mg/kg	TM5/PM8/PM16
>EC16-EC21 (EH_CU_1D_AR) #	<7	<7									<7	mg/kg	TM5/PM8/PM16
>EC21-EC35 (EH_CU_1D_AR) #	<7	<7									<7	mg/kg	TM5/PM8/PM16
Total aromatics C5-35 (EH+HS_CU_1D_AR) #	<19	<19									<19	mg/kg	TM5/TM36/PM8/PM12/PM16
Total aliphatics and aromatics(C5-35) (EH+HS_CU_1D_Total)	<38	<38									<38	mg/kg	TM5/TM36/PM8/PM12/PM16
MTBE #	<5	<5									<5	ug/kg	TM36/PM12
Benzene #	<5	<5									<5	ug/kg	TM36/PM12
Toluene #	<5	<5									<5	ug/kg	TM36/PM12
Ethylbenzene #	<5	<5									<5	ug/kg	TM36/PM12
m/p-Xylene #	<5	<5									<5	ug/kg	TM36/PM12
o-Xylene #	<5	<5									<5	ug/kg	TM36/PM12
SEM #	-	-									<110	mg/kg	TM7/PM6
Saturates (Aliphatics)	-	-									<0.01	%	TM13/PM6
Aromatics	-	-									<0.01	%	TM13/PM6
Resins (Heterocyclics)	-	-									<0.01	%	TM13/PM6
Asphaltenes	-	-									<0.01	%	TM13/PM6
Natural Moisture Content	21.1	20.2									<0.1	%	PM4/PM0
Triterpanes 191m/z	-	-										None	TM16/PM6
Triaromatic Steranes 231m/z	-	-										None	TM16/PM6
Coal Tar	-	-									<0.1	%	TM16/PM6
Hexavalent Chromium #	<0.3	<0.3									<0.3	mg/kg	TM38/PM20
Chromium III	51.6	56.0									<0.5	mg/kg	NONE/NONE
pH #	7.80	8.09									<0.01	pH units	TM73/PM11

Please see attached notes for all abbreviations and acronyms

Client Name: RSK Group Plc
Reference: 29228
Location: Ford Airfield Ford Arundel BN18 0FL
Contact: Andrew Tranter
EMT Job No: 23/20033

SVOC Report : **Solid**

EMT Sample No.	10-11	83-87	112-116	159-163,184								
Sample ID	TP301	WS301	WS302	WS304								
Depth	1.02	0.25	0.25	0.30								
COC No / misc												
Containers	J	V J T	V J T	V J T								
Sample Date	24/11/2023	23/11/2023	23/11/2023	24/11/2023								
Sample Type	Soil	Soil	Soil	Soil								
Batch Number	1	1	1	1								
Date of Receipt	28/11/2023	28/11/2023	28/11/2023	28/11/2023								

Please see attached notes for all abbreviations and acronyms

											LOD/LOR	Units	Method No.
SVOC MS													
PAHs													
Naphthalene	83509$_{AE}$	28718	3927814$_{AE}$	26674							<10	ug/kg	TM16/PM6
Acenaphthylene	11593$_{AE}$	6123	52497$_{AE}$	9446							<10	ug/kg	TM16/PM6
Acenaphthene	616539$_{AE}$	23500	2046023$_{AE}$	28610							<10	ug/kg	TM16/PM6
Fluorene	579604$_{AE}$	23735	2025800$_{AE}$	33878							<10	ug/kg	TM16/PM6
Phenanthrene	4038350$_{AE}$	122546	9791651$_{AE}$	171350							<10	ug/kg	TM16/PM6
Anthracene	1126698$_{AE}$	48948	2596222$_{AE}$	64883							<10	ug/kg	TM16/PM6
Fluoranthene	3770274$_{AE}$	350078$_{AB}$	7066158$_{AE}$	343158$_{AB}$							<10	ug/kg	TM16/PM6
Pyrene	3157549$_{AE}$	240540	5742163$_{AE}$	315337$_{AB}$							<10	ug/kg	TM16/PM6
Benzo(a)anthracene	1168027$_{AE}$	179264	2199287$_{AE}$	217729							<10	ug/kg	TM16/PM6
Chrysene	1197887$_{AE}$	161625	2184950$_{AE}$	184870							<10	ug/kg	TM16/PM6
Benzo(bk)fluoranthene	1546472$_{AE}$	296251	2875790$_{AE}$	349123							<10	ug/kg	TM16/PM6
Benzo(a)pyrene	1079534$_{AE}$	177576	2034196$_{AE}$	212054							<10	ug/kg	TM16/PM6
Indeno(123cd)pyrene	499216$_{AE}$	101625	996582$_{AE}$	119193							<10	ug/kg	TM16/PM6
Dibenzo(ah)anthracene	140402$_{AE}$	32798	248302$_{AE}$	45557							<10	ug/kg	TM16/PM6
Benzo(ghi)perylene	647093$_{AE}$	113509	1210459$_{AE}$	125876							<10	ug/kg	TM16/PM6

Please include all sections of this report if it is reproduced
All solid results are expressed on a dry weight basis unless stated otherwise.

Client Name: RSK Group Plc

Matrix : Solid

Reference: 29228

Location: Ford Airfield Ford Arundel BN18 0FL

Contact: Andrew Tranter

EMT Job No.	Batch	Sample ID	Depth	EMT Sample No.	EPH Interpretation
23/20033	1	TP301	1.02	10-11	Lubricating oil and PAH's
23/20033	1	TP302	0.52	20-21	PAH's
23/20033	1	TP305	0.65	71-73	Lubricating oil, tarmac/bitumen, PAH's and possible trace degraded diesel
23/20033	1	WS301	0.25	83-87	Degraded diesel, PAH's and possible naturally occurring compounds
23/20033	1	WS302	0.25	112-116	Degraded diesel, PAH's and possible naturally occurring compounds
23/20033	1	WS303	0.10	138-140	PAH's, possible lubricating oil, possible tarmac/bitumen and possible naturally occurring compounds
23/20033	1	WS304	0.30	159-163,184	Degraded diesel, PAH's, possible lubricating oil and possible naturally occurring compounds

Client Name: RSK Group Plc
Reference: 29228
Location: Ford Airfield Ford Arundel BN18 0FL
Contact: Andrew Tranter

Note:

Asbestos Screen analysis is carried out in accordance with our documented in-house methods PM042 and TM065 and HSG 248 by Stereo and Polarised Light Microscopy using Dispersion Staining Techniques and is covered by our UKAS accreditation. Detailed Gravimetric Quantification and PCOM Fibre Analysis is carried out in accordance with our documented in-house methods PM042 and TM131 and HSG 248 using Stereo and Polarised Light Microscopy and Phase Contrast Optical Microscopy (PCOM). Asbestos sub-samples are retained for not less than 6 months from the date of analysis unless specifically requested.

The LOQ of the Asbestos Quantification is 0.001% dry fibre of dry mass of sample.

Where the sample is not taken by a Element Materials Technology consultant, Element Materials Technology cannot be responsible for inaccurate or unrepresentative sampling.

Where trace asbestos is reported the amount of asbestos will be <0.1%.

EMT Job No.	Batch	Sample ID	Depth	EMT Sample No.	Analyst Name	Date Of Analysis	Analysis	Result
23/20033	1	TP301	0.40	6	Anthony Carman	30/11/2023	**General Description (Bulk Analysis)**	Brown Soil/Stones
					Anthony Carman	30/11/2023	**Asbestos Fibres**	NAD
					Anthony Carman	30/11/2023	**Asbestos ACM**	NAD
					Anthony Carman	30/11/2023	**Asbestos Type**	NAD
23/20033	1	TP301	1.02	11	Anthony Carman	30/11/2023	**General Description (Bulk Analysis)**	Brown Soil/Stones
					Anthony Carman	30/11/2023	**Asbestos Fibres**	NAD
					Anthony Carman	30/11/2023	**Asbestos ACM**	NAD
					Anthony Carman	30/11/2023	**Asbestos Type**	NAD
23/20033	1	TP301	1.15	13	Bart Kuznicki	30/11/2023	**General Description (Bulk Analysis)**	Brown soil with stones
					Bart Kuznicki	30/11/2023	**Asbestos Fibres**	NAD
					Bart Kuznicki	30/11/2023	**Asbestos ACM**	NAD
					Bart Kuznicki	30/11/2023	**Asbestos Type**	NAD
23/20033	1	TP301	1.60	15	Bart Kuznicki	30/11/2023	**General Description (Bulk Analysis)**	Brown soil with stones
					Bart Kuznicki	30/11/2023	**Asbestos Fibres**	NAD
					Bart Kuznicki	30/11/2023	**Asbestos ACM**	NAD
					Bart Kuznicki	30/11/2023	**Asbestos Type**	NAD
23/20033	1	TP302	0.20	19	Bart Kuznicki	30/11/2023	**General Description (Bulk Analysis)**	Brown soil with stones
					Bart Kuznicki	30/11/2023	**Asbestos Fibres**	NAD
					Bart Kuznicki	30/11/2023	**Asbestos ACM**	NAD
					Bart Kuznicki	30/11/2023	**Asbestos Type**	NAD
23/20033	1	TP302	0.52	21	Anthony Carman	01/12/2023	**General Description (Bulk Analysis)**	Brown Soil/Stones
					Anthony Carman	01/12/2023	**Asbestos Fibres**	NAD
					Anthony Carman	01/12/2023	**Asbestos ACM**	NAD
					Anthony Carman	01/12/2023	**Asbestos Type**	NAD
23/20033	1	TP302	0.80	23	Bart Kuznicki	30/11/2023	**General Description (Bulk Analysis)**	Brown soil with stones
					Bart Kuznicki	30/11/2023	**Asbestos Fibres**	NAD
					Bart Kuznicki	30/11/2023	**Asbestos ACM**	NAD
					Bart Kuznicki	30/11/2023	**Asbestos Type**	NAD
23/20033	1	TP303	0.20	34	Bart Kuznicki	30/11/2023	**General Description (Bulk Analysis)**	Brown soil with stones
					Bart Kuznicki	30/11/2023	**Asbestos Fibres**	NAD
					Bart Kuznicki	30/11/2023	**Asbestos ACM**	NAD
					Bart Kuznicki	30/11/2023	**Asbestos Type**	NAD

Client Name: RSK Group Plc
Reference: 29228
Location: Ford Airfield Ford Arundel BN18 0FL
Contact: Andrew Tranter

EMT Job No.	Batch	Sample ID	Depth	EMT Sample No.	Analyst Name	Date Of Analysis	Analysis	Result
23/20033	1	TP303	0.60	37	Charlotte Taylor	29/11/2023	**General Description (Bulk Analysis)**	brown orange soil/stones
					Charlotte Taylor	29/11/2023	**Asbestos Fibres**	NAD
					Charlotte Taylor	29/11/2023	**Asbestos ACM**	NAD
					Charlotte Taylor	29/11/2023	**Asbestos Type**	NAD
23/20033	1	TP304	0.20	52	Bart Kuznicki	30/11/2023	**General Description (Bulk Analysis)**	Brown soil with stones
					Bart Kuznicki	30/11/2023	**Asbestos Fibres**	NAD
					Bart Kuznicki	30/11/2023	**Asbestos ACM**	NAD
					Bart Kuznicki	30/11/2023	**Asbestos Type**	NAD
23/20033	1	TP304	0.70	55	Bart Kuznicki	30/11/2023	**General Description (Bulk Analysis)**	Brown loose soil with stones
					Bart Kuznicki	30/11/2023	**Asbestos Fibres**	NAD
					Bart Kuznicki	30/11/2023	**Asbestos ACM**	NAD
					Bart Kuznicki	30/11/2023	**Asbestos Type**	NAD
23/20033	1	TP305	0.40	70	Bart Kuznicki	30/11/2023	**General Description (Bulk Analysis)**	Brown soil with stones
					Bart Kuznicki	30/11/2023	**Asbestos Fibres**	Fibre Bundles
					Bart Kuznicki	30/11/2023	**Asbestos ACM**	NAD
					Bart Kuznicki	30/11/2023	**Asbestos Type**	Chrysotile
					Remigiusz Blichowski	04/12/2023	**Total ACM Gravimetric Quantification (% Asb)**	<0.001 (mass %)
					Remigiusz Blichowski	04/12/2023	**Total Detailed Gravimetric Quantification (% Asb)**	<0.001 (mass %)
					Remigiusz Blichowski	04/12/2023	**Total Gravimetric Quantification (ACM + Detailed) (% Asb)**	<0.001 (mass %)
					Remigiusz Blichowski	04/12/2023	**Asbestos PCOM Quantification (Fibres)**	0.002 (mass %)
					Remigiusz Blichowski	04/12/2023	**Asbestos Gravimetric & PCOM Total**	0.002 (mass %)
23/20033	1	TP305	0.65	73	Anthony Carman	01/12/2023	**General Description (Bulk Analysis)**	Brown Soil/Stones
					Anthony Carman	01/12/2023	**Asbestos Fibres**	NAD
					Anthony Carman	01/12/2023	**Asbestos ACM**	NAD
					Anthony Carman	01/12/2023	**Asbestos Type**	NAD
23/20033	1	TP305	0.80	76	Bart Kuznicki	30/11/2023	**General Description (Bulk Analysis)**	Brown soil with stones
					Bart Kuznicki	30/11/2023	**Asbestos Fibres**	NAD
					Bart Kuznicki	30/11/2023	**Asbestos ACM**	NAD
					Bart Kuznicki	30/11/2023	**Asbestos Type**	NAD
23/20033	1	WS301	0.30-0.40	90	Bart Kuznicki	30/11/2023	**General Description (Bulk Analysis)**	Brown soil with stones
					Bart Kuznicki	30/11/2023	**Asbestos Fibres**	NAD
					Bart Kuznicki	30/11/2023	**Asbestos ACM**	NAD
					Bart Kuznicki	30/11/2023	**Asbestos Type**	NAD
23/20033	1	WS301	0.55-0.60	93	Emily Anderton	29/11/2023	**General Description (Bulk Analysis)**	Brown soil with stones
					Emily Anderton	29/11/2023	**Asbestos Fibres**	NAD
					Emily Anderton	29/11/2023	**Asbestos ACM**	NAD
					Emily Anderton	29/11/2023	**Asbestos Type**	NAD
23/20033	1	WS301	0.70	96	Bart Kuznicki	30/11/2023	**General Description (Bulk Analysis)**	Brown soil with stones
					Bart Kuznicki	30/11/2023	**Asbestos Fibres**	NAD
					Bart Kuznicki	30/11/2023	**Asbestos ACM**	NAD
					Bart Kuznicki	30/11/2023	**Asbestos Type**	NAD
23/20033	1	WS301	1.10	99	Bart Kuznicki	30/11/2023	**General Description (Bulk Analysis)**	Brown soil with stones
					Bart Kuznicki	30/11/2023	**Asbestos Fibres**	NAD
					Bart Kuznicki	30/11/2023	**Asbestos ACM**	NAD

Client Name: RSK Group Plc
Reference: 29228
Location: Ford Airfield Ford Arundel BN18 0FL
Contact: Andrew Tranter

EMT Job No.	Batch	Sample ID	Depth	EMT Sample No.	Analyst Name	Date Of Analysis	Analysis	Result
23/20033	1	WS301	1.10	99	Bart Kuznicki	30/11/2023	**Asbestos Type**	NAD
23/20033	1	WS302	0.40-0.60	119	Anthony Carman	30/11/2023	**General Description (Bulk Analysis)**	Brown Soil/Stones
					Anthony Carman	30/11/2023	**Asbestos Fibres**	NAD
					Anthony Carman	30/11/2023	**Asbestos ACM**	NAD
					Anthony Carman	30/11/2023	**Asbestos Type**	NAD
23/20033	1	WS302	0.60-0.65	122	Anthony Carman	30/11/2023	**General Description (Bulk Analysis)**	Brown Soil/Stones
					Anthony Carman	30/11/2023	**Asbestos Fibres**	NAD
					Anthony Carman	30/11/2023	**Asbestos ACM**	NAD
					Anthony Carman	30/11/2023	**Asbestos Type**	NAD
23/20033	1	WS302	1.00-1.10	125	Charlotte Taylor	29/11/2023	**General Description (Bulk Analysis)**	brown orange soil/stones
					Charlotte Taylor	29/11/2023	**Asbestos Fibres**	NAD
					Charlotte Taylor	29/11/2023	**Asbestos ACM**	NAD
					Charlotte Taylor	29/11/2023	**Asbestos Type**	NAD
23/20033	1	WS302	1.50	128	Emily Anderton	29/11/2023	**General Description (Bulk Analysis)**	Brown clay
					Emily Anderton	29/11/2023	**Asbestos Fibres**	NAD
					Emily Anderton	29/11/2023	**Asbestos ACM**	NAD
					Emily Anderton	29/11/2023	**Asbestos Type**	NAD
23/20033	1	WS303	0.10	140	Bart Kuznicki	01/12/2023	**General Description (Bulk Analysis)**	Brown soil with stones
					Bart Kuznicki	01/12/2023	**Asbestos Fibres**	Fibre Bundles
					Bart Kuznicki	01/12/2023	**Asbestos ACM**	NAD
					Bart Kuznicki	01/12/2023	**Asbestos Type**	Chrysotile
					Remigiusz Blichowski	04/12/2023	**Total ACM Gravimetric Quantification (% Asb)**	<0.001 (mass %)
					Remigiusz Blichowski	04/12/2023	**Total Detailed Gravimetric Quantification (% Asb)**	<0.001 (mass %)
					Remigiusz Blichowski	04/12/2023	**Total Gravimetric Quantification (ACM + Detailed) (% Asb)**	<0.001 (mass %)
					Remigiusz Blichowski	04/12/2023	**Asbestos PCOM Quantification (Fibres)**	<0.001 (mass %)
					Remigiusz Blichowski	04/12/2023	**Asbestos Gravimetric & PCOM Total**	<0.001 (mass %)
23/20033	1	WS303	0.40	143	Anthony Carman	01/12/2023	**General Description (Bulk Analysis)**	Brown Soil/Stones
					Anthony Carman	01/12/2023	**Asbestos Fibres**	NAD
					Anthony Carman	01/12/2023	**Asbestos ACM**	NAD
					Anthony Carman	01/12/2023	**Asbestos Type**	NAD
23/20033	1	WS303	1.00	146	Anthony Carman	30/11/2023	**General Description (Bulk Analysis)**	Brown Soil/Stones
					Anthony Carman	30/11/2023	**Asbestos Fibres**	NAD
					Anthony Carman	30/11/2023	**Asbestos ACM**	NAD
					Anthony Carman	30/11/2023	**Asbestos Type**	NAD
23/20033	1	WS304	0.50	166	Anthony Carman	30/11/2023	**General Description (Bulk Analysis)**	Brown Soil/Stones
					Anthony Carman	30/11/2023	**Asbestos Fibres**	NAD
					Anthony Carman	30/11/2023	**Asbestos ACM**	NAD
					Anthony Carman	30/11/2023	**Asbestos Type**	NAD
23/20033	1	WS304	0.80	169	Anthony Carman	30/11/2023	**General Description (Bulk Analysis)**	Brown Soil/Stones
					Anthony Carman	30/11/2023	**Asbestos Fibres**	NAD
					Anthony Carman	30/11/2023	**Asbestos ACM**	NAD
					Anthony Carman	30/11/2023	**Asbestos Type**	NAD

Client Name: RSK Group Plc
Reference: 29228
Location: Ford Airfield Ford Arundel BN18 0FL
Contact: Andrew Tranter

EMT Job No.	Batch	Sample ID	Depth	EMT Sample No.	Analyst Name	Date Of Analysis	Analysis	Result
23/20033	1	WS304	1.50	172	Anthony Carman	30/11/2023	**General Description (Bulk Analysis)**	Brown Soil/Stones
					Anthony Carman	30/11/2023	**Asbestos Fibres**	NAD
					Anthony Carman	30/11/2023	**Asbestos ACM**	NAD
					Anthony Carman	30/11/2023	**Asbestos Type**	NAD
23/20033	1	WS304	2.00	175	Bart Kuznicki	01/12/2023	**General Description (Bulk Analysis)**	Brown soil with stones
					Bart Kuznicki	01/12/2023	**Asbestos Fibres**	NAD
					Bart Kuznicki	01/12/2023	**Asbestos ACM**	NAD
					Bart Kuznicki	01/12/2023	**Asbestos Type**	NAD

Client Name: RSK Group Plc
Reference: 29228
Location: Ford Airfield Ford Arundel BN18 0FL
Contact: Andrew Tranter

EMT Job No.	Batch	Sample ID	Depth	EMT Sample No.	Analysis	Reason
No deviating sample report results for job 23/20033						

Please note that only samples that are deviating are mentioned in this report. If no samples are listed it is because none were deviating. Only analyses which are accredited are recorded as deviating if set criteria are not met.
It is a requirement under ISO 17025 that we inform clients if samples are deviating i.e. outside what is expected. A deviating sample indicates that the sample 'may' be compromised but not necessarily will be compromised. The result is still accredited and our analytical reports will still show accreditation on the relevant analytes.

SOILS and ASH

Please note we are only MCERTS accredited (UK soils only) for sand, loam and clay and any other matrix is outside our scope of accreditation.

Where an MCERTS report has been requested, you will be notified within 48 hours of any samples that have been identified as being outside our MCERTS scope. As validation has been performed on clay, sand and loam, only samples that are predominantly these matrices, or combinations of them will be within our MCERTS scope. If samples are not one of a combination of the above matrices they will not be marked as MCERTS accredited.

It is assumed that you have taken representative samples on site and require analysis on a representative subsample. Stones will generally be included unless we are requested to remove them.

All samples will be discarded one month after the date of reporting, unless we are instructed to the contrary. Asbestos samples are retained for 6 months.

If you have not already done so, please send us a purchase order if this is required by your company.

Where appropriate please make sure that our detection limits are suitable for your needs, if they are not, please notify us immediately.

All analysis is reported on a dry weight basis unless stated otherwise. Limits of detection for analyses carried out on as received samples are not moisture content corrected. Results are not surrogate corrected. Samples are dried at 35°C ±5°C unless otherwise stated. Moisture content for CEN Leachate tests are dried at 105°C ±5°C. Ash samples are dried at 37°C ±5°C.

Where Mineral Oil or Fats, Oils and Grease is quoted, this refers to Total Aliphatics C10-C40.

Where a CEN 10:1 ZERO Headspace VOC test has been carried out, a 10:1 ratio of water to wet (as received) soil has been used.

% Asbestos in Asbestos Containing Materials (ACMs) is determined by reference to HSG 264 The Survey Guide - Appendix 2 : ACMs in buildings listed in order of ease of fibre release.

Sufficient amount of sample must be received to carry out the testing specified. Where an insufficient amount of sample has been received the testing may not meet the requirements of our accredited methods, as such accreditation may be removed.

Negative Neutralization Potential (NP) values are obtained when the volume of NaOH (0.1N) titrated (pH 8.3) is greater than the volume of HCl (1N) to reduce the pH of the sample to 2.0 - 2.5. Any negative NP values are corrected to 0.

The calculation of Pyrite content assumes that all oxidisable sulphides present in the sample are pyrite. This may not be the case. The calculation may be an overesitimate when other sulphides such as Barite (Barium Sulphate) are present.

WATERS

Please note we are not a UK Drinking Water Inspectorate (DWI) Approved Laboratory .

ISO17025 accreditation applies to surface water and groundwater and usually one other matrix which is analysis specific, any other liquids are outside our scope of accreditation.

As surface waters require different sample preparation to groundwaters the laboratory must be informed of the water type when submitting samples.

Where Mineral Oil or Fats, Oils and Grease is quoted, this refers to Total Aliphatics C10-C40.

STACK EMISSIONS

Where an MCERTS report has been requested, you will be notified within 48 hours of any samples that have been identified as being outside our MCERTS scope. As validation for Dioxins and Furans and Dioxin like PCBs has been performed on XAD-2 Resin, only samples which use this resin will be within our MCERTS scope.

Where appropriate please make sure that our detection limits are suitable for your needs, if they are not, please notify us immediately.

DEVIATING SAMPLES

All samples should be submitted to the laboratory in suitable containers with sufficient ice packs to sustain an appropriate temperature for the requested analysis. The temperature of sample receipt is recorded on the confirmation schedules in order that the client can make an informed decision as to whether testing should still be undertaken.

SURROGATES

Surrogate compounds are added during the preparation process to monitor recovery of analytes. However low recovery in soils is often due to peat, clay or other organic rich matrices. For waters this can be due to oxidants, surfactants, organic rich sediments or remediation fluids. Acceptable limits for most organic methods are 70 - 130% and for VOCs are 50 - 150%. When surrogate recoveries are outside the performance criteria but the associated AQC passes this is assumed to be due to matrix effect. Results are not surrogate corrected.

DILUTIONS

A dilution suffix indicates a dilution has been performed and the reported result takes this into account. No further calculation is required.

BLANKS

Where analytes have been found in the blank, the sample will be treated in accordance with our laboratory procedure for dealing with contaminated blanks.

NOTE

Data is only reported if the laboratory is confident that the data is a true reflection of the samples analysed. Data is only reported as accredited when all the requirements of our Quality System have been met. In certain circumstances where all the requirements of the Quality System have not been met, for instance if the associated AQC has failed, the reason is fully investigated and documented. The sample data is then evaluated alongside the other quality control checks performed during analysis to determine its suitability. Following this evaluation, provided the sample results have not been effected, the data is reported but accreditation is removed. It is a requirement of our Accreditation Body for data not reported as accredited to be considered indicative only, but this does not mean the data is not valid.
Where possible, and if requested, samples will be re-extracted and a revised report issued with accredited results. Please do not hesitate to contact the laboratory if further details are required of the circumstances which have led to the removal of accreditation.
Laboratory records are kept for a period of no less than 6 years.

REPORTS FROM THE SOUTH AFRICA LABORATORY

Any method number not prefixed with SA has been undertaken in our UK laboratory unless reported as subcontracted.

Measurement Uncertainty

Measurement uncertainty defines the range of values that could reasonably be attributed to the measured quantity. This range of values has not been included within the reported results. Uncertainty expressed as a percentage can be provided upon request.

Customer Provided Information

Sample ID and depth is information provided by the customer.

ABBREVIATIONS and ACRONYMS USED

#	ISO17025 (UKAS Ref No. 4225) accredited - UK.
SA	ISO17025 (SANAS Ref No.T0729) accredited - South Africa
B	Indicates analyte found in associated method blank.
DR	Dilution required.
M	MCERTS accredited.
NA	Not applicable
NAD	No Asbestos Detected.
ND	None Detected (usually refers to VOC and/SVOC TICs).
NDP	No Determination Possible
SS	Calibrated against a single substance
SV	Surrogate recovery outside performance criteria. This may be due to a matrix effect.
W	Results expressed on as received basis.
+	AQC failure, accreditation has been removed from this result, if appropriate, see 'Note' on previous page.
>>	Results above quantitative calibration range. The result should be considered the minimum value and is indicative only. The actual result could be significantly higher.
*	Analysis subcontracted to an Element Materials Technology approved laboratory.
AD	Samples are dried at 35°C ±5°C
CO	Suspected carry over
LOD/LOR	Limit of Detection (Limit of Reporting) in line with ISO 17025 and MCERTS
ME	Matrix Effect
NFD	No Fibres Detected
BS	AQC Sample
LB	Blank Sample
N	Client Sample
TB	Trip Blank Sample
OC	Outside Calibration Range
AA	x5 Dilution
AB	x10 Dilution
AC	x20 Dilution
AD	x50 Dilution
AE	x100 Dilution

HWOL ACRONYMS AND OPERATORS USED

HS	Headspace Analysis.
EH	Extractable Hydrocarbons - i.e. everything extracted by the solvent.
CU	Clean-up - e.g. by florisil, silica gel.
1D	GC - Single coil gas chromatography.
Total	Aliphatics & Aromatics.
AL	Aliphatics only.
AR	Aromatics only.
2D	GC-GC - Double coil gas chromatography.
#1	EH_Total but with humics mathematically subtracted
#2	EU_Total but with fatty acids mathematically subtracted
_	Operator - underscore to separate acronyms (exception for +).
+	Operator to indicate cumulative e.g. EH+HS_Total or EH_CU+HS_Total
MS	Mass Spectrometry.

EMT Job No: 23/20033

Test Method No.	Description	Prep Method No. (if appropriate)	Description	ISO 17025 (UKAS/SANAS)	MCERTS (UK soils only)	Analysis done on As Received (AR) or Dried (AD)	Reported on dry weight basis
PM4	Gravimetric measurement of Natural Moisture Content and % Moisture Content at either 35°C or 105°C. Calculation based on ISO 11465:1993(E) and BS1377-2:1990.	PM0	No preparation is required.			AR	
TM4	Modified USEPA 8270D v5:2014 method for the solvent extraction and determination of PAHs by GC-MS.	PM8	End over end extraction of solid samples for organic analysis. The solvent mix varies depending on analysis required.			AR	Yes
TM4	Modified USEPA 8270D v5:2014 method for the solvent extraction and determination of PAHs by GC-MS.	PM8	End over end extraction of solid samples for organic analysis. The solvent mix varies depending on analysis required.	Yes		AR	Yes
TM5	Modified 8015B v2:1996 method for the determination of solvent Extractable Petroleum Hydrocarbons (EPH) within the range C8-C40 by GCFID. For waters the solvent extracts dissolved phase plus a sheen if present.	PM16	Fractionation into aliphatic and aromatic fractions using a Rapid Trace SPE.			AR	
TM5	Modified 8015B v2:1996 method for the determination of solvent Extractable Petroleum Hydrocarbons (EPH) within the range C8-C40 by GCFID. For waters the solvent extracts dissolved phase plus a sheen if present.	PM8/PM16	End over end extraction of solid samples for organic analysis. The solvent mix varies depending on analysis required/Fractionation into aliphatic and aromatic fractions using a Rapid Trace SPE.	Yes		AR	Yes
TM5/TM36	please refer to TM5 and TM36 for method details	PM8/PM12/PM16	please refer to PM8/PM16 and PM12 for method details			AR	Yes
TM5/TM36	please refer to TM5 and TM36 for method details	PM8/PM12/PM16	please refer to PM8/PM16 and PM12 for method details	Yes		AR	Yes
TM7	Modified USEPA 3540C:1996 and 9071B:1998 for oily wastes. In house method for the gravimetric determination of a sample following solvent extraction.	PM6	Samples are extracted using Soxtec apparatus and solvent.	Yes		AR	Yes
TM13	Determination of Saturates, Aromatics, Resins and Asphaltenes by Thin Layer Chromatography with Flame Ionisation Detection.	PM6	Samples are extracted using Soxtec apparatus and solvent.			AR	Yes
TM16	Modified USEPA 8270D v5:2014. Quantitative determination of Semi-Volatile Organic compounds (SVOCs) by GC-MS.	PM6	Samples are extracted using Soxtec apparatus and solvent.			AR	Yes

EMT Job No: 23/20033

Test Method No.	Description	Prep Method No. (if appropriate)	Description	ISO 17025 (UKAS/SANAS)	MCERTS (UK soils only)	Analysis done on As Received (AR) or Dried (AD)	Reported on dry weight basis
TM16	Modified USEPA 8270D v5:2014. Quantitative determination of Semi-Volatile Organic compounds (SVOCs) by GC-MS.	PM6	Samples are extracted using Soxtec apparatus and solvent.			AR	
TM30	Determination of Trace Metals by ICP-OES (Inductively Coupled Plasma – Optical Emission Spectrometry): WATERS by Modified USEPA Method 200.7, Rev. 4.4, 1994; Modified EPA Method 6010B, Rev.2, Dec 1996; Modified BS EN ISO 11885:2009: SOILS by Modified USEP 6010B, Rev.2, Dec.1996; Modified EPA Method 3050B, Rev.2, Dec.1996	PM15	Acid digestion of dried and ground solid samples using Aqua Regia refluxed at 112.5 °C. Samples containing asbestos are not dried and ground.			AD	Yes
TM30	Determination of Trace Metals by ICP-OES (Inductively Coupled Plasma – Optical Emission Spectrometry): WATERS by Modified USEPA Method 200.7, Rev. 4.4, 1994; Modified EPA Method 6010B, Rev.2, Dec 1996; Modified BS EN ISO 11885:2009: SOILS by Modified USEP 6010B, Rev.2, Dec.1996; Modified EPA Method 3050B, Rev.2, Dec.1996	PM15	Acid digestion of dried and ground solid samples using Aqua Regia refluxed at 112.5 °C. Samples containing asbestos are not dried and ground.	Yes		AD	Yes
TM36	Modified US EPA method 8015B v2:1996. Determination of Gasoline Range Organics (GRO) in the carbon chain range of C4-12 by headspace GC-FID. MTBE by GCFID co-elutes with 3-methylpentane if present and therefore can give a false positive. Positive MTBE results will be re-run using GC-MS to double check, when requested.	PM12	Modified US EPA method 5021A v2:2014. Preparation of solid and liquid samples for GC headspace analysis.			AR	Yes
TM36	Modified US EPA method 8015B v2:1996. Determination of Gasoline Range Organics (GRO) in the carbon chain range of C4-12 by headspace GC-FID. MTBE by GCFID co-elutes with 3-methylpentane if present and therefore can give a false positive. Positive MTBE results will be re-run using GC-MS to double check, when requested.	PM12	Modified US EPA method 5021A v2:2014. Preparation of solid and liquid samples for GC headspace analysis.	Yes		AR	Yes
TM38	Soluble Ion analysis using Discrete Analyser. Modified US EPA methods: Chloride 325.2 (1978), Sulphate 375.4 (Rev.2 1993), o-Phosphate 365.2 (Rev.2 1993), TON 353.1 (Rev.2 1993), Nitrite 354.1 (1971), Hex Cr 7196A (1992), NH4+ 350.1 (Rev.2 1993) – All anions comparable to BS ISO 15923-1: 2013I	PM20	Extraction of dried and ground or as received samples with deionised water in a 2:1 water to solid ratio using a reciprocal shaker for all analytes except hexavalent chromium. Extraction of as received sample using 10:1 ratio of 0.2M sodium hydroxide to soil for hexavalent chromium using a reciprocal shaker.	Yes		AR	Yes
TM65	Asbestos Bulk Identification method based on HSG 248 Second edition (2021)	PM42	Modified SCA Blue Book V.12 draft 2017 and WM3 1st Edition v1.1:2018. Solid samples undergo a thorough visual inspection for asbestos fibres prior to asbestos identification using TM065.	Yes		AR	
TM73	Modified US EPA methods 150.1 (1982) and 9045D Rev. 4 - 2004) and BS1377-3:1990. Determination of pH by Metrohm automated probe analyser.	PM11	Extraction of as received solid samples using one part solid to 2.5 parts deionised water.	Yes		AR	No
TM74	Analysis of water soluble boron (20:1 extract) by ICP-OES.	PM32	Hot water soluble boron is extracted from dried and ground samples using a 20:1 ratio.	Yes		AD	Yes
TM131	Quantification of Asbestos Fibres and ACM based on HSG 248 Second edition:2021, HSG 264 Second edition:2012, HSE Contract Research Report No.83/1996, MDHS 87:1998, WM3 1st Edition v1.1:2018	PM42	Modified SCA Blue Book V.12 draft 2017 and WM3 1st Edition v1.1:2018. Solid samples undergo a thorough visual inspection for asbestos fibres prior to asbestos identification using TM065.	Yes		AR	Yes

EMT Job No: 23/20033

Test Method No.	Description	Prep Method No. (if appropriate)	Description	ISO 17025 (UKAS/SANAS)	MCERTS (UK soils only)	Analysis done on As Received (AR) or Dried (AD)	Reported on dry weight basis
NONE	No Method Code	NONE	No Method Code			AD	Yes

CERTIFICATE OF ANALYSIS

SDG: 230914-64 **Report Number:** 706735 **Superseded Report:** 706043

Client Ref.: **Location:** Hemel Hempstead

Results Legend	Customer Sample Ref.	TP103	TP104	TP104	TP105	TP105	WS101
# ISO17025 accredited.							
M *m*CERTS accredited.							
aq Aqueous / settled sample.	Depth (m)	0.30 - 0.50	0.60 - 0.80	0.80 - 1.00	0.30 - 0.50	0.80 - 1.00	0.10
diss.filt Dissolved / filtered sample.	Sample Type	Soil/Solid (S)	Soil/Solid (S)	Soil/Solid (S)	Soil/Solid (S)	Soil/Solid (S)	Soil/Solid (S)
tot.unfilt Total / unfiltered sample.	Date Sampled	11/09/2023	11/09/2023	11/09/2023	11/09/2023	11/09/2023	11/09/2023
* Subcontracted - refer to subcontractor report for accreditation status.	Sampled Time						
** % recovery of the surrogate standard to check the efficiency of the method. The results of individual compounds within samples aren't corrected for the recovery	Date Received	14/09/2023	14/09/2023	14/09/2023	14/09/2023	14/09/2023	14/09/2023
(F) Trigger breach confirmed	SDG Ref	230914-64	230914-64	230914-64	230914-64	230914-64	230914-64
1,4+5@ Sample deviation (see appendix)	Lab Sample No.(s)	28627558	28627548	28627549	28627552	28627554	28628265
	AGS Reference						

Component	LOD/Units	Method						
Moisture Content Ratio (% of as received sample)	%	PM024	12	16	14	11	14	14
Organic Carbon, Total	<0.2 %	TM132		8.45 M		0.632 M		0.861 M
pH	1 pH Units	TM133		8.78 M		8.55 M		7.31 M
Arsenic	<0.6 mg/kg	TM181		3.8 M		11.1 M		8.83 M
Cadmium	<0.02 mg/kg	TM181		0.0928 M		0.178 M		0.109 M
Chromium	<0.9 mg/kg	TM181		5.16 M		20.7 M		14.5 M
Copper	<1.4 mg/kg	TM181		8.9 M		13.3 M		13.5 M
Lead	<0.7 mg/kg	TM181		6.57 M		31.5 M		46.8 M
Mercury	<0.1 mg/kg	TM181		<0.1 M		<0.1 M		<0.1 M
Nickel	<0.2 mg/kg	TM181		9.48 M		17.2 M		13.1 M
Zinc	<1.9 mg/kg	TM181		21 M		45.5 M		50.3 M
PFBA (375-22-4) Perfluoro-n-butanoic acid	<3 µg/kg	TM338	<3		<3		<3	
PFPA (2706-90-3) Perfluoro-n-pentanoic acid	<3 µg/kg	TM338	<3		<3		<3	
PFHxA (307-24-4) Perfluoro-n-hexanoic acid	<2 µg/kg	TM338	<2		<2		<2	
PFBS (375-73-5) Perfluoro-1-butanesulfonate	<1 µg/kg	TM338	<1		<1		<1	
PFHpA (375-85-9) Perfluoro-n-heptanoic acid	<1 µg/kg	TM338	<1		<1		<1	
PFOA (335-67-1) Perfluoro-n-octanoic acid	<1 µg/kg	TM338	<1		<1		<1	
PFHxS (355-46-4) Perfluoro-1-hexanesulfonate	<1 µg/kg	TM338	<1		<1		<1	
PFNA (375-95-1) Perfluoro-n-nonanoic acid	<1 µg/kg	TM338	<1		<1		<1	
PFHpS (375-92-8) Perfluoro-1-heptanesulfonate	<1 µg/kg	TM338	<1		<1		<1	
PFDA (335-76-2) Perfluoro-n-decanoic acid	<1 µg/kg	TM338	<1		<1		<1	
Linear PFOS(1763-23-1) Perfluoro-1-octanesulfonate	<1 µg/kg	TM338	<1		<1		<1	
Branched PFOS	<1 µg/kg	TM338	<1		<1		<1	
PFUnA (2058-94-8) Perfluoro-n-undecanoic acid	<1 µg/kg	TM338	<1		<1		<1	
PFDoA (307-55-1) Perfluoro-n-dodecanoic acid	<1 µg/kg	TM338	<1		<1		<1	
PFOSA (754-91-6) Perfluoro-octanesulfonamide	<1 µg/kg	TM338	<1		<1		<1	
6:2-FTS (27619-97-2)	<1 µg/kg	TM338	<1		<1		<1	
PFDS (335-73-3) Perfluoro-1-decanesulfonate	<1 µg/kg	TM338	<1		<1		<1	
PFPeS (2706-91-4) Perfluoro-1-pentanesulfonate	<1 µg/kg	TM338	<1		<1		<1	
Total PFOS	<1 µg/kg	TM338	<1		<1		<1	

CERTIFICATE OF ANALYSIS

SDG: 230914-64 **Report Number:** 706735 **Superseded Report:** 706043
Client Ref.: **Location:** Hemel Hempstead

PAH by GCMS

Results Legend	Customer Sample Ref.	HP201	HP202	HP203	TP104	TP105	WS101
# ISO17025 accredited.	Depth (m)	0.20 - 0.30	0.40 - 0.50	0.30 - 0.50	0.60 - 0.80	0.30 - 0.50	0.10
M mCERTS accredited.	Sample Type	Soil/Solid (S)	Soil/Solid (S)	Soil/Solid (S)	Soil/Solid (S)	Soil/Solid (S)	Soil/Solid (S)
aq Aqueous / settled sample.	Date Sampled	12/09/2023	12/09/2023	12/09/2023	11/09/2023	11/09/2023	11/09/2023
diss.filt Dissolved / filtered sample.	Sampled Time						
tot.unfilt Total / unfiltered sample.	Date Received	14/09/2023	14/09/2023	14/09/2023	14/09/2023	14/09/2023	14/09/2023
* Subcontracted - refer to subcontractor report for accreditation status.	SDG Ref	230914-64	230914-64	230914-64	230914-64	230914-64	230914-64
** % recovery of the surrogate standard to check the efficiency of the method. The results of individual compounds within samples aren't corrected for the recovery	Lab Sample No.(s)	28628479	28628481	28628483	28627548	28627552	28628265
(F) Trigger breach confirmed	AGS Reference						
1:4:5@ Sample deviation (see appendix)							

Component	LOD/Units	Method					
Naphthalene-d8 % recovery**	%	TM218	92.4	90	93.8	97.7	87.3	89.8
Acenaphthene-d10 % recovery**	%	TM218	96.4	94.5	95.3	99.9	87.4	90.1
Phenanthrene-d10 % recovery**	%	TM218	108	111	102	98.5	85.8	89.9
Chrysene-d12 % recovery**	%	TM218	107	112	102	88	79.2	84
Perylene-d12 % recovery**	%	TM218	111	112	109	83.8	81.6	85.1
Naphthalene	<9 µg/kg	TM218	<9 M	<450 M	<9 M	<45 M	<9 M	<9 M
Acenaphthylene	<12 µg/kg	TM218	14.5 M	<600 M	<12 M	<60 M	15.8 M	<12 M
Acenaphthene	<8 µg/kg	TM218	23.7 M	<400 M	<8 M	<40 M	<8 M	<8 M
Fluorene	<10 µg/kg	TM218	19.8 M	<500 M	<10 M	354 M	<10 M	<10 M
Phenanthrene	<15 µg/kg	TM218	386 M	<750 M	34 M	4420 M	81.9 M	69.4 M
Anthracene	<16 µg/kg	TM218	75.5 M	<800 M	<16 M	1220 M	35 M	<16 M
Fluoranthene	<17 µg/kg	TM218	1120 M	<850 M	94.9 M	9200 M	335 M	182 M
Pyrene	<15 µg/kg	TM218	974 M	<750 M	83 M	7780 M	302 M	161 M
Benz(a)anthracene	<14 µg/kg	TM218	503 M	<700 M	48.7 M	3270 M	168 M	72.7 M
Chrysene	<10 µg/kg	TM218	465 M	<500 M	46.9 M	2390 M	164 M	80.7 M
Benzo(b)fluoranthene	<15 µg/kg	TM218	588 M	1440 M	66.3 M	3840 M	228 M	96.9 M
Benzo(k)fluoranthene	<14 µg/kg	TM218	261 M	<700 M	24.8 M	<70 M	80.4 M	44.4 M
Benzo(a)pyrene	<15 µg/kg	TM218	536 M	1220 M	51.9 M	3750 M	198 M	90.5 M
Indeno(1,2,3-cd)pyrene	<18 µg/kg	TM218	414 M	1120 M	34.6 M	2170 M	136 M	65.2 M
Dibenzo(a,h)anthracene	<23 µg/kg	TM218	56.9 M	<1150 M	<23 M	431 M	31.7 M	<23 M
Benzo(g,h,i)perylene	<24 µg/kg	TM218	366 M	<1200 M	37.9 M	2340 M	146 M	75.1 M
PAH, Total Detected USEPA 16	<118 µg/kg	TM218	5810	<5900	523	41200	1920	937

CERTIFICATE OF ANALYSIS

SDG: 230914-64 **Report Number:** 706735 **Superseded Report:** 706043
Client Ref.: **Location:** Hemel Hempstead

TPH CWG (S)

Results Legend	Customer Sample Ref.	CORE 101	CORE 102	HP201	HP202	HP203	TP104
# ISO17025 accredited.							
M mCERTS accredited.							
aq Aqueous / settled sample.							
diss.filt Dissolved / filtered sample.	Depth (m)	0.23	0.23	0.20 - 0.30	0.40 - 0.50	0.30 - 0.50	0.60 - 0.80
tot.unfilt Total / unfiltered sample.	Sample Type	Soil/Solid (S)	Soil/Solid (S)	Soil/Solid (S)	Soil/Solid (S)	Soil/Solid (S)	Soil/Solid (S)
* Subcontracted - refer to subcontractor report for accreditation status.	Date Sampled	11/09/2023	11/09/2023	12/09/2023	12/09/2023	12/09/2023	11/09/2023
** % recovery of the surrogate standard to check the efficiency of the method. The results of individual compounds within samples aren't corrected for the recovery	Sampled Time						
(F) Trigger breach confirmed	Date Received	14/09/2023	14/09/2023	14/09/2023	14/09/2023	14/09/2023	14/09/2023
1.4+SQ Sample deviation (see appendix)	SDG Ref	230914-64	230914-64	230914-64	230914-64	230914-64	230914-64
	Lab Sample No.(s)	28628257	28628258	28628479	28628481	28628483	28627548
	AGS Reference						

Component	LOD/Units	Method						
GRO Surrogate % recovery**	%	TM089	87.4	82.3	103	81.1	104	90.7
Aliphatics >C5-C6 (HS_1D_AL)	<10 µg/kg	TM089	<10	<100	<10	<10	<10	<10
Aliphatics >C6-C8 (HS_1D_AL)	<10 µg/kg	TM089	22.5	<100	<10	<10	<10	<10
Aliphatics >C8-C10 (HS_1D_AL)	<10 µg/kg	TM089	23.5	<100	<10	<10	<10	<10
Aliphatics >C10-C12 (EH_2D_AL_#1)	<1000 µg/kg	TM414	<10000 3#	4010 #	<1000 #	<10000 #	<1000 #	<1000 #
Aliphatics >C12-C16 (EH_2D_AL_#1)	<1000 µg/kg	TM414	<10000 3#	22100 #	<1000 #	<10000 #	<1000 #	4560 #
Aliphatics >C16-C21 (EH_2D_AL_#1)	<1000 µg/kg	TM414	17700 3#	20200 #	<1000 #	<10000 #	<1000 #	3650 #
Aliphatics >C21-C35 (EH_2D_AL_#1)	<1000 µg/kg	TM414	23900 3#	24300 #	2490 #	<10000 #	4300 #	10100 #
Aliphatics >C35-C44 (EH_2D_AL_#1)	<1000 µg/kg	TM414	<10000 3	7210	<1000	<10000	<1000	<1000
Total Aliphatics >C10-C44 (EH_2D_AR_#1)	<5000 µg/kg	TM414	57900 3	77900	<5000	<50000	<5000	18500
Total Aliphatics & Aromatics >C10-C44 (EH_2D_Total_#1)	<10000 µg/kg	TM414	7020000 3	3480000	23500	181000	11800	615000
Aromatics >EC5-EC7 (HS_1D_AR)	<10 µg/kg	TM089	<10	<100	<10	<10	<10	<10
Aromatics >EC7-EC8 (HS_1D_AR)	<10 µg/kg	TM089	<10	<100	<10	<10	<10	<10
Aromatics >EC8-EC10 (HS_1D_AR)	<10 µg/kg	TM089	15.3	<100	<10	<10	<10	<10
Aromatics > EC10-EC12 (EH_2D_AR_#1)	<1000 µg/kg	TM414	<10000 3#	1930 #	<1000 #	<10000 #	<1000 #	<1000 #
Aromatics > EC12-EC16 (EH_2D_AR_#1)	<1000 µg/kg	TM414	383000 3#	77100 #	<1000 #	<10000 #	<1000 #	18100 #
Aromatics > EC16-EC21 (EH_2D_AR_#1)	<1000 µg/kg	TM414	2730000 3#	896000 #	3970 #	<10000 #	1450 #	192000 #
Aromatics > EC21-EC35 (EH_2D_AR_#1)	<1000 µg/kg	TM414	3480000 3#	2140000 #	15200 #	21400 #	4580 #	333000 #
Aromatics >EC35-EC44 (EH_2D_AR_#1)	<1000 µg/kg	TM414	367000 3	288000	1680	155000	<1000	54000
Aromatics > EC40-EC44 (EH_2D_AR_#1)	<1000 µg/kg	TM414	60000 3	64200	<1000	72400	<1000	11600
Total Aromatics > EC10-EC44 (EH_2D_AR_#1)	<5000 µg/kg	TM414	6960000 3	3400000	20900	178000	7030	597000
Total Aliphatics & Aromatics >C5-C44 (EH_2D_Total_#1+HS_1D_Total)	<10000 µg/kg	TM414	7020000	3480000	20900	178000	<10000	615000
Total Aliphatics >C5-C10 (HS_1D_AL_TOTAL)	<50 µg/kg	TM089	<50	<50	<50	<50	<50	<50
Total Aromatics >EC5-EC10 (HS_1D_AR_TOTAL)	<50 µg/kg	TM089	<50	<50	<50	<50	<50	<50
GRO >C5-C10 (HS_1D_TOTAL)	<20 µg/kg	TM089	<20	<20	<20	<20	<20	<20

CERTIFICATE OF ANALYSIS

SDG: 230914-64 **Report Number:** 706735 **Superseded Report:** 706043
Client Ref.: **Location:** Hemel Hempstead

VOC MS (S)

Results Legend		Customer Sample Ref.	CORE 101	CORE 102	HP201	HP202	HP203	TP104
#	ISO17025 accredited.							
M	mCERTS accredited.							
aq	Aqueous / settled sample.							
diss.filt	Dissolved / filtered sample.	Depth (m)	0.23	0.23	0.20 - 0.30	0.40 - 0.50	0.30 - 0.50	0.60 - 0.80
tot.unfilt	Total / unfiltered sample.	Sample Type	Soil/Solid (S)	Soil/Solid (S)	Soil/Solid (S)	Soil/Solid (S)	Soil/Solid (S)	Soil/Solid (S)
*	Subcontracted - refer to subcontractor report for accreditation status.	Date Sampled	11/09/2023	11/09/2023	12/09/2023	12/09/2023	12/09/2023	11/09/2023
**	% recovery of the surrogate standard to check the efficiency of the method. The results of individual compounds within samples aren't corrected for the recovery	Sampled Time						
(F)	Trigger breach confirmed	Date Received	14/09/2023	14/09/2023	14/09/2023	14/09/2023	14/09/2023	14/09/2023
1:4+5@	Sample deviation (see appendix)	SDG Ref	230914-64	230914-64	230914-64	230914-64	230914-64	230914-64
		Lab Sample No.(s)	28628257	28628258	28628479	28628481	28628483	28627548
		AGS Reference						

Component	LOD/Units	Method						
Dibromofluoromethane**	%	TM116	114	100	118	104	105	106
Toluene-d8**	%	TM116	86.2	87.5	94.3	99.6	92.1	100
4-Bromofluorobenzene**	%	TM116	70.1	72.3	72.9	93.7	73	97.9
Methyl Tertiary Butyl Ether	<0.5 µg/kg	TM116	<0.5 #	<0.5 #	<0.5 M	<10 M	<0.5 M	<0.5 M
Benzene	<1 µg/kg	TM116	<1 #	<1 #	<1 M	<20 M	<1 M	<1 M
Toluene	<1 µg/kg	TM116	<1 #	<1 #	<1 M	<20 M	<1 M	<1 M
Ethylbenzene	<1 µg/kg	TM116	<1 #	<1 #	<1 M	<20 M	<1 M	<1 M
p/m-Xylene	<2 µg/kg	TM116	<2 #	<2 #	<2 #	<40 #	<2 #	<2 #
o-Xylene	<2 µg/kg	TM116	<2 #	<2 #	<2 M	<40 M	<2 M	<2 M
Sum of Detected Xylenes	<0.02 mg/kg	TM116	<0.02	<0.02	<0.02	<0.4	<0.02	<0.02
Sum of BTEX	<7 µg/kg	TM116	<7	<7	<7	<140	<7	<7

CERTIFICATE OF ANALYSIS

SDG: 230914-64 **Report Number:** 706735 **Superseded Report:** 706043
Client Ref.: **Location:** Hemel Hempstead

TPH CWG (S)

Results Legend	Customer Sample Ref.	TP105	WS101	WS102	WS103	WS105	WS201
# ISO17025 accredited.	Depth (m)	0.30 - 0.50	0.50	0.60	1.00	0.50	1.00
M mCERTS accredited.	Sample Type	Soil/Solid (S)	Soil/Solid (S)	Soil/Solid (S)	Soil/Solid (S)	Soil/Solid (S)	Soil/Solid (S)
aq Aqueous / settled sample.	Date Sampled	11/09/2023	11/09/2023	11/09/2023	11/09/2023	11/09/2023	12/09/2023
diss.filt Dissolved / filtered sample.	Sampled Time						
tot.unfilt Total / unfiltered sample.	Date Received	14/09/2023	14/09/2023	14/09/2023	14/09/2023	14/09/2023	14/09/2023
* Subcontracted - refer to subcontractor report for accreditation status.	SDG Ref	230914-64	230914-64	230914-64	230914-64	230914-64	230914-64
** % recovery of the surrogate standard to check the efficiency of the method. The results of individual compounds within samples aren't corrected for the recovery	Lab Sample No.(s)	28627552	28628266	28627836	28627562	28627826	28627831
(F) Trigger breach confirmed	AGS Reference						
1.4+S@ Sample deviation (see appendix)							

Component	LOD/Units	Method						
GRO Surrogate % recovery**	%	TM089	106	105	96.7	103	96.1	102
Aliphatics >C5-C6 (HS_1D_AL)	<10 µg/kg	TM089	<10	<10	<10	<10	<10	<10
Aliphatics >C6-C8 (HS_1D_AL)	<10 µg/kg	TM089	<10	<10	<10	<10	25.3	<10
Aliphatics >C8-C10 (HS_1D_AL)	<10 µg/kg	TM089	<10	<10	<10	<10	30.8	12.2
Aliphatics >C10-C12 (EH_2D_AL_#1)	<1000 µg/kg	TM414	<1000 #	<1000 #	<1000 #	<1000 #	<1000 #	<1000 #
Aliphatics >C12-C16 (EH_2D_AL_#1)	<1000 µg/kg	TM414	<1000 #	<1000 #	<1000 #	<1000 #	2250 #	<1000 #
Aliphatics >C16-C21 (EH_2D_AL_#1)	<1000 µg/kg	TM414	<1000 #	<1000 #	<1000 #	<1000 #	<1000 #	<1000 #
Aliphatics >C21-C35 (EH_2D_AL_#1)	<1000 µg/kg	TM414	<1000 #	1560 #	<1000 #	11400 #	1410 #	<1000 #
Aliphatics >C35-C44 (EH_2D_AL_#1)	<1000 µg/kg	TM414	<1000	<1000	<1000	1420	<1000	<1000
Total Aliphatics >C10-C44 (EH_2D_AR_#1)	<5000 µg/kg	TM414	<5000	<5000	<5000	13400	<5000	<5000
Total Aliphatics & Aromatics >C10-C44 (EH_2D_Total_#1)	<10000 µg/kg	TM414	44900	<10000	<10000	42700	260000	<10000
Aromatics >EC5-EC7 (HS_1D_AR)	<10 µg/kg	TM089	<10	<10	<10	<10	<10	<10
Aromatics >EC7-EC8 (HS_1D_AR)	<10 µg/kg	TM089	<10	<10	<10	<10	<10	<10
Aromatics >EC8-EC10 (HS_1D_AR)	<10 µg/kg	TM089	<10	<10	<10	<10	19.8	<10
Aromatics > EC10-EC12 (EH_2D_AR_#1)	<1000 µg/kg	TM414	<1000 #	<1000 #	<1000 #	<1000 #	<1000 #	<1000 #
Aromatics > EC12-EC16 (EH_2D_AR_#1)	<1000 µg/kg	TM414	<1000 #	<1000 #	<1000 #	<1000 #	4630 #	<1000 #
Aromatics > EC16-EC21 (EH_2D_AR_#1)	<1000 µg/kg	TM414	1270 #	<1000 #	<1000 #	3180 #	63100 #	<1000 #
Aromatics > EC21-EC35 (EH_2D_AR_#1)	<1000 µg/kg	TM414	21600 #	3550 #	<1000 #	25100 #	158000 #	3190 #
Aromatics >EC35-EC44 (EH_2D_AR_#1)	<1000 µg/kg	TM414	21700	<1000	<1000	<1000	29500	<1000
Aromatics > EC40-EC44 (EH_2D_AR_#1)	<1000 µg/kg	TM414	7970	<1000	<1000	<1000	5060	<1000
Total Aromatics > EC10-EC44 (EH_2D_AR_#1)	<5000 µg/kg	TM414	44500	<5000	<5000	29300	255000	<5000
Total Aliphatics & Aromatics >C5-C44 (EH_2D_Total_#1+HS_1D_Total)	<10000 µg/kg	TM414	44500	<10000	<10000	42700	255000	<10000
Total Aliphatics >C5-C10 (HS_1D_AL_TOTAL)	<50 µg/kg	TM089	<50	<50	<50	<50	56.1	<50
Total Aromatics >EC5-EC10 (HS_1D_AR_TOTAL)	<50 µg/kg	TM089	<50	<50	<50	<50	<50	<50
GRO >C5-C10 (HS_1D_TOTAL)	<20 µg/kg	TM089	<20	<20	<20	<20	56.1	<20

CERTIFICATE OF ANALYSIS

SDG: 230914-64 **Report Number:** 706735 **Superseded Report:** 706043
Client Ref.: **Location:** Hemel Hempstead

VOC MS (S)

Results Legend	Customer Sample Ref.	TP105	WS101	WS102	WS103	WS105	WS201
# ISO17025 accredited.	Depth (m)	0.30 - 0.50	0.50	0.60	1.00	0.50	1.00
M mCERTS accredited.	Sample Type	Soil/Solid (S)	Soil/Solid (S)	Soil/Solid (S)	Soil/Solid (S)	Soil/Solid (S)	Soil/Solid (S)
aq Aqueous / settled sample.	Date Sampled	11/09/2023	11/09/2023	11/09/2023	11/09/2023	11/09/2023	12/09/2023
diss.filt Dissolved / filtered sample.	Sampled Time						
tot.unfilt Total / unfiltered sample.	Date Received	14/09/2023	14/09/2023	14/09/2023	14/09/2023	14/09/2023	14/09/2023
* Subcontracted - refer to subcontractor report for accreditation status.	SDG Ref	230914-64	230914-64	230914-64	230914-64	230914-64	230914-64
** % recovery of the surrogate standard to check the efficiency of the method. The results of individual compounds within samples aren't corrected for the recovery	Lab Sample No.(s)	28627552	28628266	28627836	28627562	28627826	28627831
(F) Trigger breach confirmed	AGS Reference						
1.4+S@ Sample deviation (see appendix)							

Component	LOD/Units	Method						
Dibromofluoromethane**	%	TM116	113	111	113	110	114	114
Toluene-d8**	%	TM116	96.4	96.9	97.3	95	91.3	96.7
4-Bromofluorobenzene**	%	TM116	94.9	93.3	97.4	92.6	78	94.8
Methyl Tertiary Butyl Ether	<0.5 µg/kg	TM116	<0.5 M	<0.5 M	<0.5 M	<0.5 M	<0.5 M	<0.5 M
Benzene	<1 µg/kg	TM116	<1 M	<1 M	<1 M	<1 M	<1 M	<1 M
Toluene	<1 µg/kg	TM116	<1 M	<1 M	<1 M	<1 M	<1 M	<1 M
Ethylbenzene	<1 µg/kg	TM116	<1 M	<1 M	<1 M	<1 M	<1 M	<1 M
p/m-Xylene	<2 µg/kg	TM116	<2 #	<2 #	<2 #	<2 #	<2 #	<2 #
o-Xylene	<2 µg/kg	TM116	<2 M	<2 M	<2 M	<2 M	<2 M	<2 M
Sum of Detected Xylenes	<0.02 mg/kg	TM116	<0.02	<0.02	<0.02	<0.02	<0.02	<0.02
Sum of BTEX	<7 µg/kg	TM116	<7	<7	<7	<7	<7	<7

CERTIFICATE OF ANALYSIS

SDG: 230914-64 **Report Number:** 706735 **Superseded Report:** 706043
Client Ref.: **Location:** Hemel Hempstead

Asbestos Identification - Solid Samples

Results Legend
ISO17025 accredited.
M *m*CERTS accredited.
* Subcontracted test.
(F) Trigger breach confirmed
1-5&♦§@ Sample deviation (see appendix)

		Date of Analysis	Analysed By	Comments	Amosite (Brown) Asbestos	Asbestos Actinolite	Asbestos Anthophyllite	Asbestos Tremolite	Chrysotile (White) Asbestos	Crocidolite (Blue) Asbestos	Non-Asbestos Fibre
Cust. Sample Ref. Depth (m) Sample Type Date Sampled Date Received SDG Original Sample Method Number	CORE 101 0.23 SOLID 11/09/2023 00:00:00 14/09/2023 05:00:00 230914-64 28628257 TM048	20/09/2023	Alex Horner	-	Not Detected (#)	Not Detected (#)	Not Detected (#)	Not Detected (#)	Not Detected (#)	Not Detected (#)	Not Detected
Cust. Sample Ref. Depth (m) Sample Type Date Sampled Date Received SDG Original Sample Method Number	CORE 102 0.23 SOLID 11/09/2023 00:00:00 14/09/2023 05:00:00 230914-64 28628258 TM048	20/09/2023	Alex Horner	-	Not Detected (#)	Not Detected (#)	Not Detected (#)	Not Detected (#)	Not Detected (#)	Not Detected (#)	Not Detected
Cust. Sample Ref. Depth (m) Sample Type Date Sampled Date Received SDG Original Sample Method Number	HP201 0.20 - 0.30 SOLID 12/09/2023 00:00:00 14/09/2023 05:00:00 230914-64 28628479 TM048	20/09/2023	Alex Horner	-	Not Detected (#)	Not Detected (#)	Not Detected (#)	Not Detected (#)	Not Detected (#)	Not Detected (#)	Not Detected
Cust. Sample Ref. Depth (m) Sample Type Date Sampled Date Received SDG Original Sample Method Number	HP203 0.30 - 0.50 SOLID 12/09/2023 00:00:00 14/09/2023 05:00:00 230914-64 28628483 TM048	20/09/2023	Alex Horner	-	Not Detected (#)	Not Detected (#)	Not Detected (#)	Not Detected (#)	Not Detected (#)	Not Detected (#)	Not Detected
Cust. Sample Ref. Depth (m) Sample Type Date Sampled Date Received SDG Original Sample Method Number	TP104 0.60 - 0.80 SOLID 11/09/2023 00:00:00 14/09/2023 05:00:00 230914-64 28627548 TM048	22/09/2023	Renata Bozhkov	N/A	Not Detected (#)	Not Detected (#)	Not Detected (#)	Not Detected (#)	Not Detected (#)	Not Detected (#)	Not Detected
Cust. Sample Ref. Depth (m) Sample Type Date Sampled Date Received SDG Original Sample Method Number	TP105 0.30 - 0.50 SOLID 11/09/2023 00:00:00 14/09/2023 05:00:00 230914-64 28627552 TM048	22/09/2023	Renata Bozhkov	N/A	Not Detected (#)	Not Detected (#)	Not Detected (#)	Not Detected (#)	Not Detected (#)	Not Detected (#)	Not Detected
Cust. Sample Ref. Depth (m) Sample Type Date Sampled Date Received SDG Original Sample Method Number	WS101 0.10 SOLID 11/09/2023 00:00:00 14/09/2023 05:00:00 230914-64 28628265 TM048	25/09/2023	Alex Horner	-	Not Detected (#)	Not Detected (#)	Not Detected (#)	Not Detected (#)	Not Detected (#)	Not Detected (#)	Not Detected
Cust. Sample Ref. Depth (m) Sample Type Date Sampled Date Received SDG Original Sample Method Number	WS102 0.60 SOLID 11/09/2023 00:00:00 14/09/2023 05:00:00 230914-64 28627836 TM048	25/09/2023	Renata Bozhkov	N/A	Not Detected (#)	Not Detected (#)	Not Detected (#)	Not Detected (#)	Not Detected (#)	Not Detected (#)	Not Detected

envirolab
Units 7 & 8 Sandpits Business Park
Mottram Road, Hyde, Cheshire, SK14 3AR

FINAL ANALYTICAL TEST REPORT

Envirolab Job Number: 18/06813
Issue Number: 1 **Date:** 10 September, 2018

Client: RSK Environment Ltd Hemel
18 Frogmore Road
Hemel Hempstead
Hertfordshire
UK
HP3 9RT

Project Manager: Andrew Denton/Andrew Tranter/Nigel Austin
Project Name: Ford Airfield
Project Ref: 29228
Order No: N/A
Date Samples Received: 17/08/18
Date Instructions Received: 28/08/18
Date Analysis Completed: 09/09/18

Prepared by:

[redacted]

Melanie Marshall
Laboratory Coordinator

Approved by:

[redacted]

Richard Wong
Client Manager

ARUN DISTRICT COUNCIL F/38/24/DOC

Envirolab Job Number: 18/06813

Client Project Name: Ford Airfield

Client Project Ref: 29228

Lab Sample ID	18/06813/1	18/06813/3	18/06813/4	18/06813/6	18/06813/8	18/06813/10	18/06813/12	18/06813/14	Units	Method ref
Client Sample No										
Client Sample ID	TP15	TP17	TP18	TP20	TP22	TP24	TP26	TP35		
Depth to Top	0.30	0.50	0.40	0.20	0.50	0.30	0.40	0.20		
Depth To Bottom										
Date Sampled	14-Aug-18	14-Aug-18	14-Aug-18	14-Aug-18	14-Aug-18	14-Aug-18	14-Aug-18	14-Aug-18		
Sample Type	Soil - ES	Soil - ES	Soil - ES	Soil - ES	Soil - ES	Soil - ES	Soil - ES	Soil - ES		
Sample Matrix Code	6E	4A	5	6AE	5A	5	5	6AE		
% Stones >10mm$_A$	<0.1	<0.1	<0.1	0.9	<0.1	<0.1	<0.1	<0.1	% w/w	A-T-044
pH$_D^{M\#}$	6.37	7.21	7.77	7.85	7.77	7.87	7.75	6.96	pH	A-T-031s
Total Organic Carbon$_D^{M\#}$	-	1.34	-	-	-	-	-	-	% w/w	A-T-032s
Arsenic$_D^{M\#}$	3	9	4	5	4	2	5	4	mg/kg	A-T-024s
Cadmium$_D^{M\#}$	1.3	1.5	1.2	1.0	1.6	1.4	1.6	1.2	mg/kg	A-T-024s
Copper$_D^{M\#}$	16	53	12	11	9	9	11	10	mg/kg	A-T-024s
Chromium$_D^{M\#}$	29	27	24	22	35	30	34	24	mg/kg	A-T-024s
Lead$_D^{M\#}$	30	56	21	19	17	14	14	19	mg/kg	A-T-024s
Mercury$_D$	<0.17	<0.17	<0.17	<0.17	<0.17	<0.17	<0.17	<0.17	mg/kg	A-T-024s
Nickel$_D^{M\#}$	17	25	17	14	25	20	26	16	mg/kg	A-T-024s
Selenium$_D^{\#}$	3	<1	<1	2	1	<1	<1	<1	mg/kg	A-T-024s
Zinc$_D^{M\#}$	66	98	52	45	52	51	59	49	mg/kg	A-T-024s

Envirolab Job Number: 18/06813

Client Project Name: Ford Airfield

Client Project Ref: 29228

Lab Sample ID	18/06813/1	18/06813/3	18/06813/4	18/06813/6	18/06813/8	18/06813/10	18/06813/12	18/06813/14	Units	Method ref
Client Sample No										
Client Sample ID	TP15	TP17	TP18	TP20	TP22	TP24	TP26	TP35		
Depth to Top	0.30	0.50	0.40	0.20	0.50	0.30	0.40	0.20		
Depth To Bottom										
Date Sampled	14-Aug-18	14-Aug-18	14-Aug-18	14-Aug-18	14-Aug-18	14-Aug-18	14-Aug-18	14-Aug-18		
Sample Type	Soil - ES	Soil - ES	Soil - ES	Soil - ES	Soil - ES	Soil - ES	Soil - ES	Soil - ES		
Sample Matrix Code	6E	4A	5	6AE	5A	5	5	6AE		
Asbestos in Soil (inc. matrix)										
Asbestos in soil$_A^{\#}$	NAD	NAD	NAD	NAD	NAD	NAD	NAD	NAD		Subcon DETS

Envirolab Job Number: 18/06813

Client Project Name: Ford Airfield

Client Project Ref: 29228

Lab Sample ID	18/06813/1	18/06813/3	18/06813/4	18/06813/6	18/06813/8	18/06813/10	18/06813/12	18/06813/14	Units	Method ref
Client Sample No										
Client Sample ID	TP15	TP17	TP18	TP20	TP22	TP24	TP26	TP35		
Depth to Top	0.30	0.50	0.40	0.20	0.50	0.30	0.40	0.20		
Depth To Bottom										
Date Sampled	14-Aug-18	14-Aug-18	14-Aug-18	14-Aug-18	14-Aug-18	14-Aug-18	14-Aug-18	14-Aug-18		
Sample Type	Soil - ES	Soil - ES	Soil - ES	Soil - ES	Soil - ES	Soil - ES	Soil - ES	Soil - ES		
Sample Matrix Code	6E	4A	5	6AE	5A	5	5	6AE		
OCP+OPP Combined Pesticides										
alpha-Hexachlorocyclohexane (HCH)$_A$	<0.2	<0.2	-	<0.2	<0.2	<0.2	<0.2	<0.2	mg/kg	Subcon Chemtest
gamma-Hexachlorocyclohexane (HCH / Lindane)$_A$	<0.2	<0.2	-	<0.2	<0.2	<0.2	<0.2	<0.2	mg/kg	Subcon Chemtest
beta-Hexachlorocyclohexane (HCH)$_A$	<0.2	<0.2	-	<0.2	<0.2	<0.2	<0.2	<0.2	mg/kg	Subcon Chemtest
delta-Hexachlorocyclohexane (HCH)$_A$	<0.2	<0.2	-	<0.2	<0.2	<0.2	<0.2	<0.2	mg/kg	Subcon Chemtest
Heptachlor$_A$	<0.2	<0.2	-	<0.2	<0.2	<0.2	<0.2	<0.2	mg/kg	Subcon Chemtest
Aldrin$_A$	<0.2	<0.2	-	<0.2	<0.2	<0.2	<0.2	<0.2	mg/kg	Subcon Chemtest
Heptachlor Epoxide$_A$	<0.2	<0.2	-	<0.2	<0.2	<0.2	<0.2	<0.2	mg/kg	Subcon Chemtest
trans-Chlordane (Gamma)$_A$	<0.2	<0.2	-	<0.2	<0.2	<0.2	<0.2	<0.2	mg/kg	Subcon Chemtest
cis-Chlordane (Alpha)$_A$	<0.2	<0.2	-	<0.2	<0.2	<0.2	<0.2	<0.2	mg/kg	Subcon Chemtest
Endosulphan I (Alpha)$_A$	<0.2	<0.2	-	<0.2	<0.2	<0.2	<0.2	<0.2	mg/kg	Subcon Chemtest
Endosulphan II (Beta)$_A$	<0.2	<0.2	-	<0.2	<0.2	<0.2	<0.2	<0.2	mg/kg	Subcon Chemtest
Endosulphan Sulphate$_A$	<0.2	<0.2	-	<0.2	<0.2	<0.2	<0.2	<0.2	mg/kg	Subcon Chemtest
p,p-DDD (TDE) (4,4)$_A$	<0.2	<0.2	-	<0.2	<0.2	<0.2	<0.2	<0.2	mg/kg	Subcon Chemtest
p,p-DDE (4,4)$_A$	<0.2	<0.2	-	<0.2	<0.2	<0.2	<0.2	<0.2	mg/kg	Subcon Chemtest
p,p-DDT (4,4)$_A$	<0.2	<0.2	-	<0.2	<0.2	<0.2	<0.2	<0.2	mg/kg	Subcon Chemtest
Dieldrin$_A$	<0.2	<0.2	-	<0.2	<0.2	<0.2	<0.2	<0.2	mg/kg	Subcon Chemtest
Endrin$_A$	<0.2	<0.2	-	<0.2	<0.2	<0.2	<0.2	<0.2	mg/kg	Subcon Chemtest
Endrin Aldehyde$_A$	<0.2	<0.2	-	<0.2	<0.2	<0.2	<0.2	<0.2	mg/kg	Subcon Chemtest
Endrin Ketone$_A$	<0.2	<0.2	-	<0.2	<0.2	<0.2	<0.2	<0.2	mg/kg	Subcon Chemtest
Methoxychlor$_A$	<0.2	<0.2	-	<0.2	<0.2	<0.2	<0.2	<0.2	mg/kg	Subcon Chemtest
Demeton-O$_A$	<0.2	<0.2	-	<0.2	<0.2	<0.2	<0.2	<0.2	mg/kg	Subcon Chemtest
Demeton-S$_A$	<0.2	<0.2	-	<0.2	<0.2	<0.2	<0.2	<0.2	mg/kg	Subcon Chemtest
Phorate$_A$	<0.2	<0.2	-	<0.2	<0.2	<0.2	<0.2	<0.2	mg/kg	Subcon Chemtest
Disulfoton$_A$	<0.2	<0.2	-	<0.2	<0.2	<0.2	<0.2	<0.2	mg/kg	Subcon Chemtest
Fenthion$_A$	<0.2	<0.2	-	<0.2	<0.2	<0.2	<0.2	<0.2	mg/kg	Subcon Chemtest
Trichloronate$_A$	<0.2	<0.2	-	<0.2	<0.2	<0.2	<0.2	<0.2	mg/kg	Subcon Chemtest
Prothiofos (Tokuthion)$_A$	<0.2	<0.2	-	<0.2	<0.2	<0.2	<0.2	<0.2	mg/kg	Subcon Chemtest
Fensulphothion$_A$	<0.2	<0.2	-	<0.2	<0.2	<0.2	<0.2	<0.2	mg/kg	Subcon Chemtest

Envirolab Job Number: 18/06813

Client Project Name: Ford Airfield

Client Project Ref: 29228

Lab Sample ID	18/06813/1	18/06813/3	18/06813/4	18/06813/6	18/06813/8	18/06813/10	18/06813/12	18/06813/14	Units	Method ref
Client Sample No										
Client Sample ID	TP15	TP17	TP18	TP20	TP22	TP24	TP26	TP35		
Depth to Top	0.30	0.50	0.40	0.20	0.50	0.30	0.40	0.20		
Depth To Bottom										
Date Sampled	14-Aug-18	14-Aug-18	14-Aug-18	14-Aug-18	14-Aug-18	14-Aug-18	14-Aug-18	14-Aug-18		
Sample Type	Soil - ES	Soil - ES	Soil - ES	Soil - ES	Soil - ES	Soil - ES	Soil - ES	Soil - ES		
Sample Matrix Code	6E	4A	5	6AE	5A	5	5	6AE		
Sulprofos$_A$	<0.2	<0.2	-	<0.2	<0.2	<0.2	<0.2	<0.2	mg/kg	Subcon Chemtest
Azinphos-methyl$_A$	<0.2	<0.2	-	<0.2	<0.2	<0.2	<0.2	<0.2	mg/kg	Subcon Chemtest
Coumaphos$_A$	<0.2	<0.2	-	<0.2	<0.2	<0.2	<0.2	<0.2	mg/kg	Subcon Chemtest

Envirolab Job Number: 18/06813

Client Project Name: Ford Airfield

Client Project Ref: 29228

Lab Sample ID	18/06813/1	18/06813/3	18/06813/4	18/06813/6	18/06813/8	18/06813/10	18/06813/12	18/06813/14	Units	Method ref
Client Sample No										
Client Sample ID	TP15	TP17	TP18	TP20	TP22	TP24	TP26	TP35		
Depth to Top	0.30	0.50	0.40	0.20	0.50	0.30	0.40	0.20		
Depth To Bottom										
Date Sampled	14-Aug-18	14-Aug-18	14-Aug-18	14-Aug-18	14-Aug-18	14-Aug-18	14-Aug-18	14-Aug-18		
Sample Type	Soil - ES	Soil - ES	Soil - ES	Soil - ES	Soil - ES	Soil - ES	Soil - ES	Soil - ES		
Sample Matrix Code	6E	4A	5	6AE	5A	5	5	6AE		
PAH-16MS										
Acenaphthene$_A^{M\#}$	<0.01	0.09	0.02	<0.01	<0.01	<0.01	<0.01	<0.01	mg/kg	A-T-019s
Acenaphthylene$_A^{M\#}$	<0.01	<0.01	<0.01	<0.01	<0.01	<0.01	<0.01	<0.01	mg/kg	A-T-019s
Anthracene$_A^{M\#}$	<0.02	0.21	0.05	<0.02	<0.02	<0.02	<0.02	<0.02	mg/kg	A-T-019s
Benzo(a)anthracene$_A^{M\#}$	0.07	0.57	0.24	<0.04	<0.04	<0.04	<0.04	0.11	mg/kg	A-T-019s
Benzo(a)pyrene$_A^{M\#}$	0.07	0.54	0.19	<0.04	<0.04	<0.04	<0.04	0.11	mg/kg	A-T-019s
Benzo(b)fluoranthene$_A^{M\#}$	0.09	0.60	0.22	<0.05	<0.05	<0.05	<0.05	0.12	mg/kg	A-T-019s
Benzo(ghi)perylene$_A^{M\#}$	<0.05	0.21	0.08	<0.05	<0.05	<0.05	<0.05	<0.05	mg/kg	A-T-019s
Benzo(k)fluoranthene$_A^{M\#}$	<0.07	0.22	0.08	<0.07	<0.07	<0.07	<0.07	<0.07	mg/kg	A-T-019s
Chrysene$_A^{M\#}$	0.08	0.62	0.27	<0.06	<0.06	<0.06	<0.06	0.14	mg/kg	A-T-019s
Dibenzo(ah)anthracene$_A^{M\#}$	<0.04	0.06	<0.04	<0.04	<0.04	<0.04	<0.04	<0.04	mg/kg	A-T-019s
Fluoranthene$_A^{M\#}$	0.12	1.26	0.61	<0.08	<0.08	<0.08	<0.08	0.26	mg/kg	A-T-019s
Fluorene$_A^{M\#}$	<0.01	0.08	0.01	<0.01	<0.01	<0.01	<0.01	<0.01	mg/kg	A-T-019s
Indeno(123-cd)pyrene$_A^{M\#}$	0.06	0.32	0.11	<0.03	<0.03	<0.03	<0.03	0.07	mg/kg	A-T-019s
Naphthalene$_A^{M\#}$	<0.03	<0.03	<0.03	<0.03	<0.03	<0.03	<0.03	<0.03	mg/kg	A-T-019s
Phenanthrene$_A^{M\#}$	0.05	0.99	0.34	0.05	<0.03	<0.03	<0.03	0.18	mg/kg	A-T-019s
Pyrene$_A^{M\#}$	0.11	1.10	0.49	<0.07	<0.07	<0.07	<0.07	0.21	mg/kg	A-T-019s
Total PAH-16MS$_A^{M\#}$	0.65	6.87	2.71	<0.08	<0.08	<0.08	<0.08	1.20	mg/kg	A-T-019s
TPH Banded 6 with CLEAN UP + ID										
>C6-C8$_A^{M\#}$	-	-	-	-	-	<5	-	-	mg/kg	A-T-007s
>C8-C10$_A^{M\#}$	-	-	-	-	-	<1	-	-	mg/kg	A-T-007s
>C10-C12$_A^{M\#}$	-	-	-	-	-	<1	-	-	mg/kg	A-T-007s
>C12-C16$_A^{M\#}$	-	-	-	-	-	<2	-	-	mg/kg	A-T-007s
>C16-C21$_A^{M\#}$	-	-	-	-	-	<2	-	-	mg/kg	A-T-007s
>C21-C28$_A^{M\#}$	-	-	-	-	-	<1	-	-	mg/kg	A-T-007s
>C28-C40$_A^{\#}$	-	-	-	-	-	1	-	-	mg/kg	A-T-007s
TPH ID (for FID characterisations)$_A$	-	-	-	-	-	Unknown profile	-	-		A-T-007s
Total TPH Banded 6 with CLEAN UP + ID$_A$	-	-	-	-	-	<5	-	-	mg/kg	A-T-007s

Envirolab Job Number: 18/06813

Client Project Name: Ford Airfield

Client Project Ref: 29228

Lab Sample ID	18/06813/15	18/06813/17							Units	Method ref
Client Sample No										
Client Sample ID	S2	S4								
Depth to Top	0.50	0.40								
Depth To Bottom										
Date Sampled	14-Aug-18	14-Aug-18								
Sample Type	Soil - ES	Soil - ES								
Sample Matrix Code	4AE	5E								
% Stones >10mm$_A$	58.8	<0.1							% w/w	A-T-044
pH$_D^{M\#}$	7.85	7.99							pH	A-T-031s
Arsenic$_D^{M\#}$	4	3							mg/kg	A-T-024s
Cadmium$_D^{M\#}$	0.9	1.2							mg/kg	A-T-024s
Copper$_D^{M\#}$	16	11							mg/kg	A-T-024s
Chromium$_D^{M\#}$	11	26							mg/kg	A-T-024s
Lead$_D^{M\#}$	64	13							mg/kg	A-T-024s
Mercury$_D$	<0.17	<0.17							mg/kg	A-T-024s
Nickel$_D^{M\#}$	13	17							mg/kg	A-T-024s
Selenium$_D^{\#}$	<1	<1							mg/kg	A-T-024s
Zinc$_D^{M\#}$	68	48							mg/kg	A-T-024s

Envirolab Job Number: 18/06813

Client Project Name: Ford Airfield

Client Project Ref: 29228

Lab Sample ID	18/06813/15	18/06813/17							Units	Method ref
Client Sample No										
Client Sample ID	S2	S4								
Depth to Top	0.50	0.40								
Depth To Bottom										
Date Sampled	14-Aug-18	14-Aug-18								
Sample Type	Soil - ES	Soil - ES								
Sample Matrix Code	4AE	5E								
Asbestos in Soil (inc. matrix)										
Asbestos in soil$_A^{\#}$	NAD	NAD								Subcon DETS

Envirolab Job Number: 18/06813

Client Project Name: Ford Airfield

Client Project Ref: 29228

Lab Sample ID	18/06813/15	18/06813/17							Units	Method ref
Client Sample No										
Client Sample ID	S2	S4								
Depth to Top	0.50	0.40								
Depth To Bottom										
Date Sampled	14-Aug-18	14-Aug-18								
Sample Type	Soil - ES	Soil - ES								
Sample Matrix Code	4AE	5E								
PAH-16MS										
Acenaphthene$_A^{M\#}$	0.12	<0.01							mg/kg	A-T-019s
Acenaphthylene$_A^{M\#}$	0.03	<0.01							mg/kg	A-T-019s
Anthracene$_A^{M\#}$	0.47	<0.02							mg/kg	A-T-019s
Benzo(a)anthracene$_A^{M\#}$	2.34	<0.04							mg/kg	A-T-019s
Benzo(a)pyrene$_A^{M\#}$	2.53	<0.04							mg/kg	A-T-019s
Benzo(b)fluoranthene$_A^{M\#}$	2.51	<0.05							mg/kg	A-T-019s
Benzo(ghi)perylene$_A^{M\#}$	1.10	<0.05							mg/kg	A-T-019s
Benzo(k)fluoranthene$_A^{M\#}$	0.99	<0.07							mg/kg	A-T-019s
Chrysene$_A^{M\#}$	2.08	<0.06							mg/kg	A-T-019s
Dibenzo(ah)anthracene$_A^{M\#}$	0.19	<0.04							mg/kg	A-T-019s
Fluoranthene$_A^{M\#}$	4.75	<0.08							mg/kg	A-T-019s
Fluorene$_A^{M\#}$	0.10	<0.01							mg/kg	A-T-019s
Indeno(123-cd)pyrene$_A^{M\#}$	1.49	<0.03							mg/kg	A-T-019s
Naphthalene$_A^{M\#}$	<0.03	<0.03							mg/kg	A-T-019s
Phenanthrene$_A^{M\#}$	1.46	<0.03							mg/kg	A-T-019s
Pyrene$_A^{M\#}$	4.22	<0.07							mg/kg	A-T-019s
Total PAH-16MS$_A^{M\#}$	24.4	<0.08							mg/kg	A-T-019s

REPORT NOTES

General:
This report shall not be reproduced, except in full, without written approval from Envirolab.
All samples contained within this report, and any received with the same delivery, will be disposed of one month after the date of this report.
Analytical results reflect the quality of the sample at the time of analysis only.
Opinions and interpretations expressed are outside the scope of our accreditation.
If results are in italic font they are associated with an AQC failure and there is insufficient sample to repeat the analysis. These are not accredited and are unreliable.
A deviating samples report is appended and will indicate if samples or tests have been found to be deviating. Any test results affected may not be an accurate record of the concentration at the time of sampling and, as a result, may be invalid.

Soil chemical analysis:
All results are reported as dry weight (<40°C).
For samples with Matrix Codes 1 - 6 natural stones, brick and concrete fragments >10mm and any extraneous material (visible glass, metal or twigs) are removed and excluded from the sample prior to analysis and reported results corrected to a whole sample basis. This is reported as '% stones >10mm'.
For samples with Matrix Code 7 the whole sample is dried and crushed prior to analysis and this supersedes any "A" subscripts
All analysis is performed on the sample as received for soil samples which are positive for asbestos or the client has informed asbestos may be present and/or if they are from outside the European Union and this supersedes any "D" subscripts.

TPH analysis of water by method A-T-007:
Free and visible oils are excluded from the sample used for analysis so that the reported result represents the dissolved phase only.

Electrical Conductivity of water by Method A-T-037:
Results greater than 12900µS/cm @ 25°C / 11550µS/cm @ 20°C fall outside the calibration range and as such are unaccredited.

Asbestos:
Asbestos in soil analysis is performed on a dried aliquot of the submitted sample and cannot guarantee to identify asbestos if only present in small numbers as discrete fibres/fragments in the original sample.
Stones etc. are not removed from the sample prior to analysis.
Quantification of asbestos is a 3 stage process including visual identification, hand picking and weighing and fibre counting by sedimentation/phase contrast optical microscopy if required. If asbestos is identified as being present but is not in a form that is suitable for analysis by hand picking and weighing (normally if the asbestos is present as free fibres) quantification by sedimentation is performed. Where ACMs are found a percentage asbestos is assigned to each with reference to 'HSG264, Asbestos: The survey guide' and the calculated asbestos content is expressed as a percentage of the dried soil sample aliquot used.

Predominant Matrix Codes:
1 = SAND, 2 = LOAM, 3 = CLAY, 4 = LOAM/SAND, 5 = SAND/CLAY, 6 = CLAY/LOAM, 7 = OTHER, 8 = Asbestos bulk ID sample.
Samples with Matrix Code 7 & 8 are not predominantly a SAND/LOAM/CLAY mix and are not covered by our BSEN 17025 or MCERTS accreditations, with the exception of bulk asbestos which are BSEN 17025 accredited.
Secondary Matrix Codes:
A = contains stones, B = contains construction rubble, C = contains visible hydrocarbons, D = contains glass/metal,
E = contains roots/twigs.

Key:
IS indicates Insufficient Sample for analysis.
US indicates Unsuitable Sample for analysis.
NDP indicates No Determination Possible.
NAD indicates No Asbestos Detected.
N/A indicates Not Applicable.
Superscript # indicates method accredited to ISO 17025.
Superscript "M" indicates method accredited to MCERTS.
Subscript "A" indicates analysis performed on the sample as received.
Subscript "D" indicates analysis performed on the dried sample, crushed to pass a 2mm sieve

Please contact us if you need any further information.

APPENDIX VII - ORIGIN OF GAC VALUES

ARUN DISTRICT COUNCIL F/38/24/DOC

Determinant	Unit	GAC	Exposure Pathway	Origin of Risk Assessment Value
Metals				
Arsenic	mg/kg	170	1	LQM CIEH Suitable for Use Levels (S4UL) 2015- Inorganic Arsenic
Beryllium	mg/kg	63	1	LQM CIEH Suitable for Use Levels (S4UL) 2015
Boron	mg/kg	46,000	1	
Cadmium	mg/kg	532	1	
Chromium (III)	mg/kg	33,000	1	
Chromium (VI)	mg/kg	220	1	
Copper	mg/kg	44,000	1	
Lead	mg/kg	1,300	1	Category 4 Screening Level (C4SL) utilising exposure parameters from CLEA SR3 report.
Mercury	mg/kg	240	1	LQM CIEH Suitable for Use Levels (S4UL) 2015- Inorganic Mercury
Nickel	mg/kg	3,400	1	LQM CIEH Suitable for Use Levels (S4UL) 2015
Selenium	mg/kg	1,800	1	
Vanadium	mg/kg	5,000	1	
Zinc	mg/kg	170,000	1	
General Inorganics				
Total Cyanide*	mg/kg	50	1	Dutch Intervention Values 2010 – Complex Cyanides (pH≥5)
Asbestos	%	0.001%	5	OEC Derived Value based on ICRCL
General Organics				
Phenol	mg/kg	760	3	LQM CIEH Suitable for Use Levels (S4UL) 2015 1%SOM
PAHs				
Naphthalene	mg/kg	1,200	1	LQM CIEH Suitable for Use Levels (S4UL) 2015 based on a sandy loam as defined in SR3 (EA 2009) 1% SOM
Acenaphthylene	mg/kg	29,000	1	
Acenaphthene	mg/kg	29,000	1	
Fluorene	mg/kg	20,000	1	
Phenanthrene	mg/kg	6,200	1	
Anthracene	mg/kg	150,000	1	
Fluoranthene	mg/kg	6,300	1	
Pyrene	mg/kg	15,000	1	
Benzo(a)Anthracene[1]	mg/kg	49	1	
Chrysene	mg/kg	93	1	
Benzo(b)Fluoranthene	mg/kg	13	1	
Benzo(k)Fluoranthene	mg/kg	370	1	
Benzo(a)Pyrene	mg/kg	11	1	
Indeno(123-cd)Pyrene	mg/kg	150	1	
Dibenzo(a,h)Anthracene	mg/kg	1.1	1	

Determinant	Unit	GAC	Exposure Pathway	Origin of Risk Assessment Value
Benzo(ghi)Perylene	mg/kg	1,400	1	
BTEX & MTBE				
Benzene	mg/kg	90	4,1	LQM CIEH Suitable for Use Levels (S4UL) 2015 1%SOM
Toluene	mg/kg	87000	4,1	
Ethylbenzene	mg/kg	17000	4,1	
Xylenes	mg/kg	17000	4,1	LQM CIEH Suitable for Use Levels (S4UL) 2015 1% SOM o-Xylene
MTBE	mg/kg	73	4	Soil Generic Assessment Criteria for Human Health Risk Assessment (2010)
TPH-CWG				
Aliphatic				
Aliphatic EC 5-6	mg/kg	95,000(sol)	4	LQM CIEH Suitable for Use Levels (S4UL) 2015 based on a sandy loam as defined in SR3 (EA 2009) 1% SOM
Aliphatic EC >6-8	mg/kg	150,000(sol)	4	
Aliphatic EC >8-10	mg/kg	14,000(sol)	4,1	
Aliphatic EC >10-12	mg/kg	21,000(sol)	4,1	
Aliphatic EC > 12-16	mg/kg	25,000(sol)	1,4	
Aliphatic EC > 16-35	mg/kg	450,000	1,4	
Aliphatic EC >35-44	mg/kg	450,000	1,4	
Aromatic				
Aromatic EC 5-7	mg/kg	76,000(sol)	4,1	LQM CIEH Suitable for Use Levels (S4UL) 2015 based on a sandy loam as defined in SR3 (EA 2009) 1% SOM
Aromatic EC>7-8	mg/kg	87,000(vap)	4,1	
Aromatic EC> 8-10	mg/kg	7,200(vap)	1,4	
Aromatic EC> 10-12	mg/kg	9,200(sol)	1,4	
Aromatic EC> 12-16	mg/kg	10,000	1	
Aromatic EC> 16-21	mg/kg	7,600	1	
Aromatic EC> 21-35	mg/kg	7,800	1	
Aromatic EC> 35-44	mg/kg	7,800	1	
Banded TPH				
TPH EC 5-6**	mg/kg	76,000(sol)	4,1	LQM CIEH Suitable for Use Levels (S4UL) 2015 based on a sandy loam as defined in SR3 (EA 2009) 1% SOM, utilising the most conservative of the Ali/Aro chain lengths.
TPH EC >6-8**	mg/kg	87,000(vap)	4,1	
TPH EC >8-10**	mg/kg	7,200(vap)	1,4	
TPH EC> 10-12**	mg/kg	9,200(sol)	1,4	
TPH EC> 12-16**	mg/kg	10,000	1	
TPH EC> 16-21**	mg/kg	7,600	1	
TPH EC> 21-35**	mg/kg	7,800	1	

Determinant	Unit	GAC	Exposure Pathway	Origin of Risk Assessment Value
TPH EC> 35-44**	mg/kg	7,800	1	

Notes

Abbreviations: GAC = General Assessment Criteria, n = number of samples, MC = Maximum Concentration; Loc of Ex = Location of Exceedance.

Main Exposure Pathways: 1 = Ingestion of Soil & Indoor Dust, 2 = Consumption of Homegrown Produce & Attached Soil; 3 = Dermal Contact (Indoor & Outdoor); 4 = Inhalation of Vapour (Indoor & Outdoor); 5 = Inhalation of Dust (Indoor & Outdoor), 6 = Inhalation of Fibres

* Total cyanide Tier 1 GAC is taken from the Dutch Intervention Value (2010) for complex cyanide.

** The Tier 1 GAC for the banded hydrocarbon fraction is derived from the CIEH/S4UL assessment for petroleum hydrocarbons Criteria Working Group (CWG) for both aliphatic and aromatic compounds. OEC has utilised the lowest of the aliphatic and aromatic chain lengths in order to adopt a conservative approach, which is considered satisfactory for the protection of human health.

(sol) – GAC presented exceeds the solubility saturation limit.
(vap) – GAC presented exceeds the vapour saturation limit.