

- Notes
1. This drawing is the copyright of Atram Architecture
 2. Do not scale from this drawing except for Local Authority Planning Purposes
 3. All dimensions must be checked on site by the contractor prior to commencement of the works
 4. Party wall agreements to be arranged by client with neighbours in accordance with the Party Wall Act



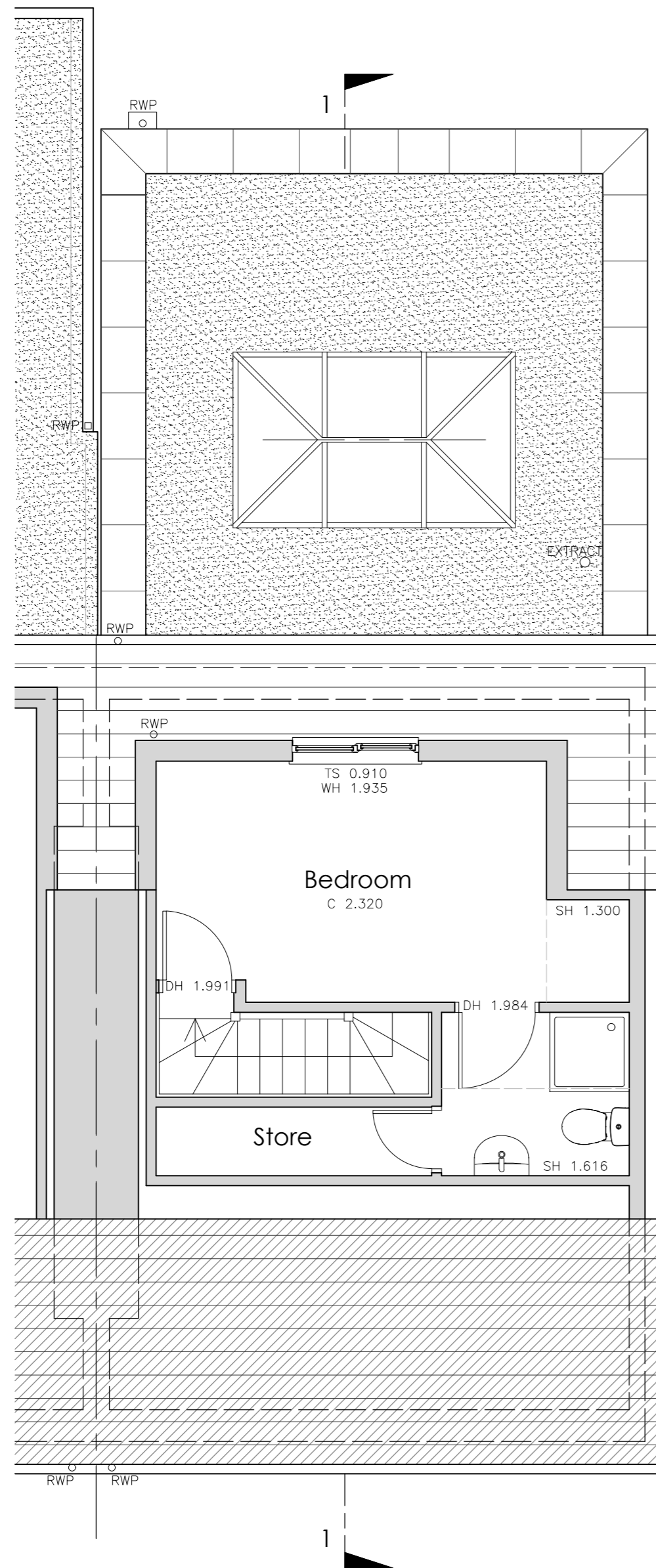
Rev.	Revision	By	Date
.	.	.	.

Building Survey Key HEIGHTS LEVELS

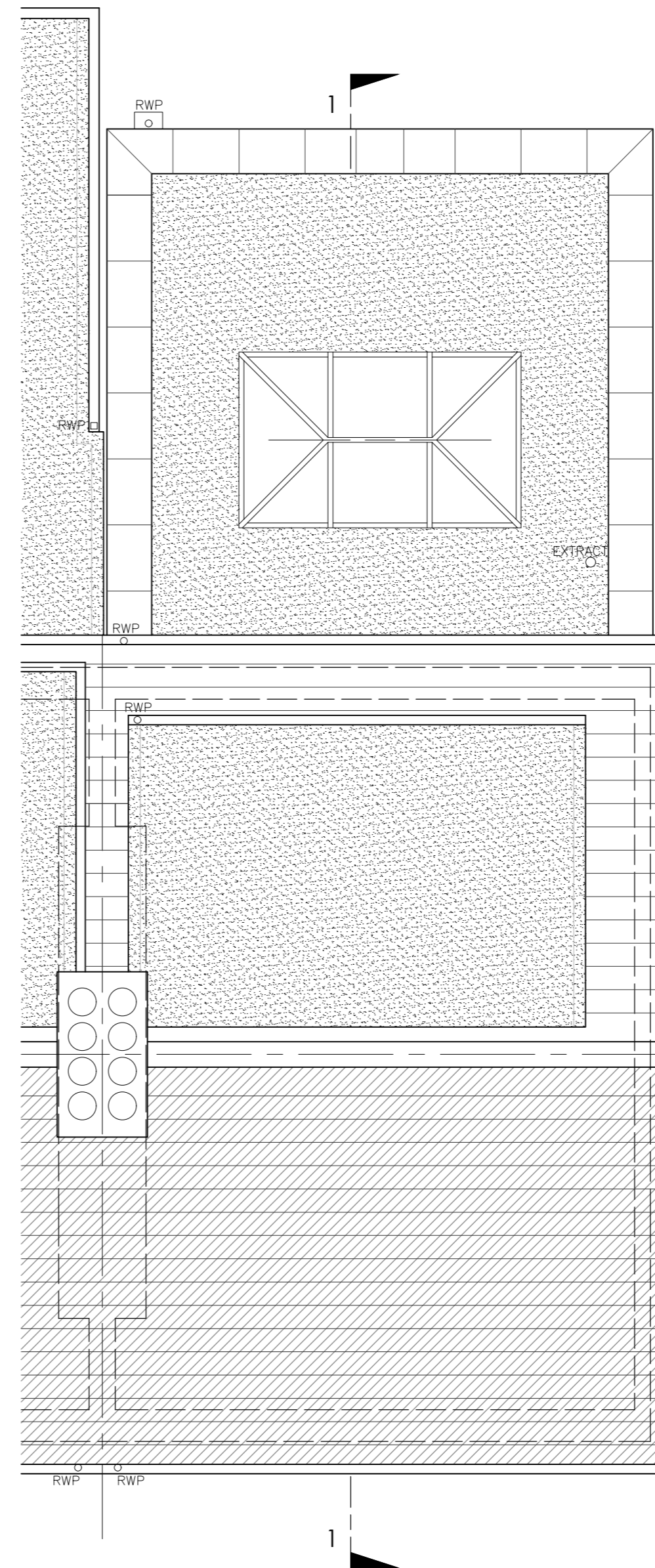
Notes:
 Heights are taken from finished floor level (FFL)
 Heights are given in metres

- B Boiler
- BH Underside of Beam
- C Ceiling Height
- CU Consumer Unit
- DH Door Head
- DS Door Sill
- E Electric Meter
- EP External Plug Socket
- FFL Finished Floor
- G Gas Meter
- GU Gulley
- IC Inspection Cover
- IV Invert Level
- PWL Parapet Wall
- R Radiator
- RE Rodding Eye
- RL Rooflight
- RG Ridge
- RWP Rain Water Pipe
- SC Stopcock
- SH Skiing Height
- SP Soil Pipe
- SVP Soil Vent Pipe
- TR Towel Rail
- TS Top of Sill
- TW Top of Wall
- UPE Underside of Pelmet
- WP Waste Pipe
- WH Window Head

Assumed span of joists above (To be confirmed once ceilings / floors are opened up).



Proposed Second Floor Plan Scale 1:50




Proposed Roof Plan Scale 1:50



SCALE BAR 1:50

ATRAM ARCHITECTURE



24 Kyoto Court | Bognor Regis | West Sussex | PO21 2UL
 t. 01243 820303
 m. 07834 175378
 e. joe@atramarchitecture.co.uk
 w. www.atramarchitecture.co.uk

CIAT Chartered Practice - No F4642

Client **Jamie Boyle**

Job title **Single Storey Extension
 25 Kingsmead,
 Felphem, PO22 7BD**

Drawing title **Proposed Second Floor Plan &
 Roof Plan**

Drawn	Date	Checked	Date	Scale at A2
JNG	22.10.25	JNG	22.10.25	1:50
Job N°	25.11	Drawing N°	12	Rev.

Status **FOR PLANNING**