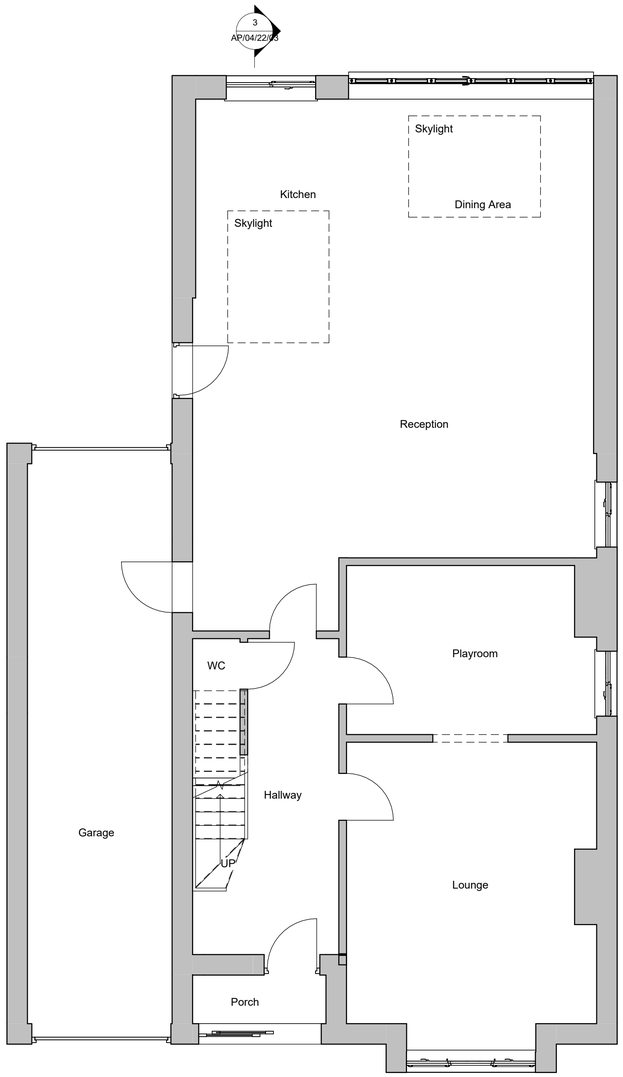

1 Ground Floor
1 : 50

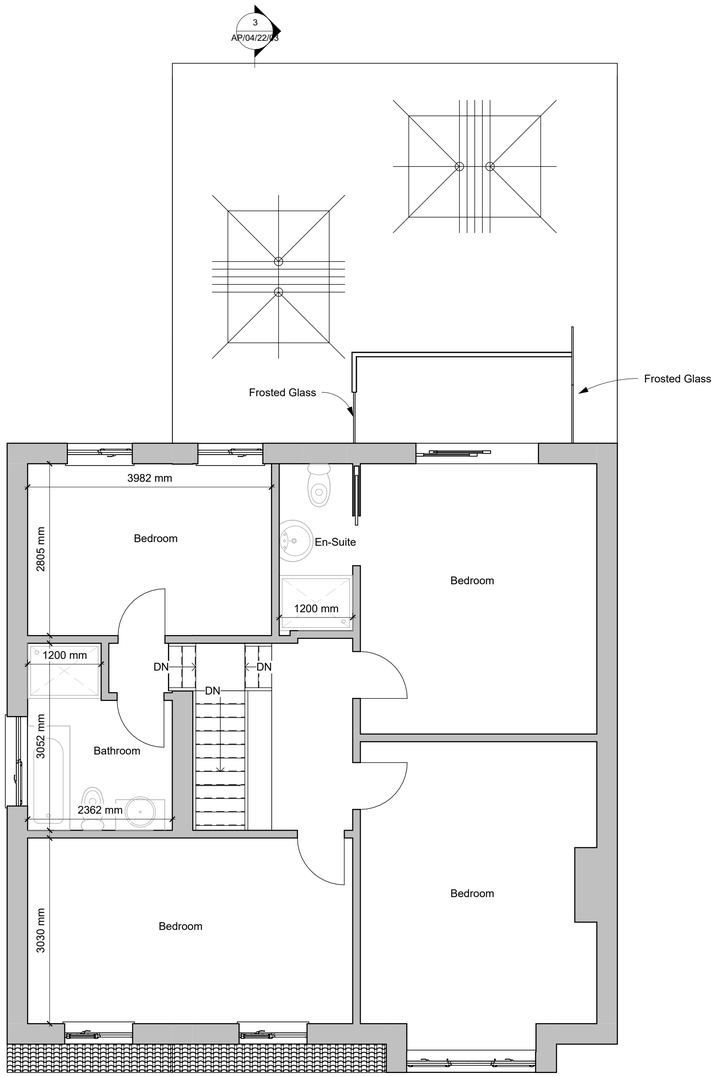

2 First Floor
1 : 50

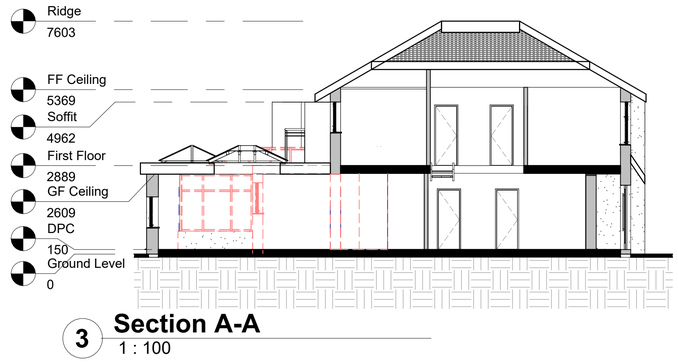

3 Section A-A
1 : 100

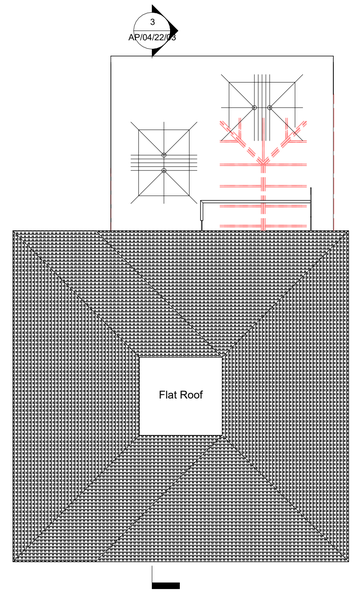

4 Roof Plan
1 : 100



6 Front Elevation
1 : 100



7 Side Elevation.
1 : 100



5 Rear Elevation
1 : 100

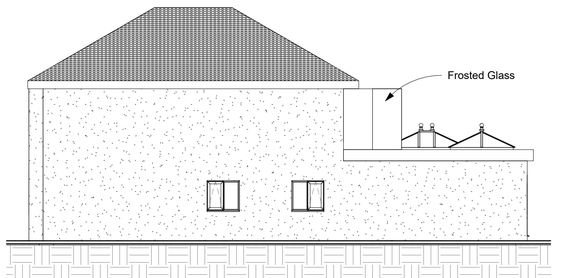

8 Side Elevation
1 : 100

0m 1m 2m 3m 4m 5m
VISUAL SCALE 1:50 @ A1

0m 2m 4m 6m 8m 10m
VISUAL SCALE 1:100 @ A1

0m 0.4m 0.8m 1.2m 1.6m 2m
VISUAL SCALE 1:20 @ A1

All dimension to be verified on site, any discrepencies to be reported to Designer prior to setting out or ordering of any materials.

This drawing has been produced for the specific client and project identified below and is not intended for use by any other person or for any other purpose.

This drawing is protected under The Copyright, Designs and Patents Act 1988.

Revisions

Client

Mr & Mrs A Cooper

Project Address

4 Littlehampton Rd,
Ferring,
Worthing
BN12 6PB

Project

Rear and Side Extensions

Drawing Title

Proposed Plans & Elevations

Drawing number: AP/04/22/03

Rev:

Scale: As indicated

Paper Size: A1