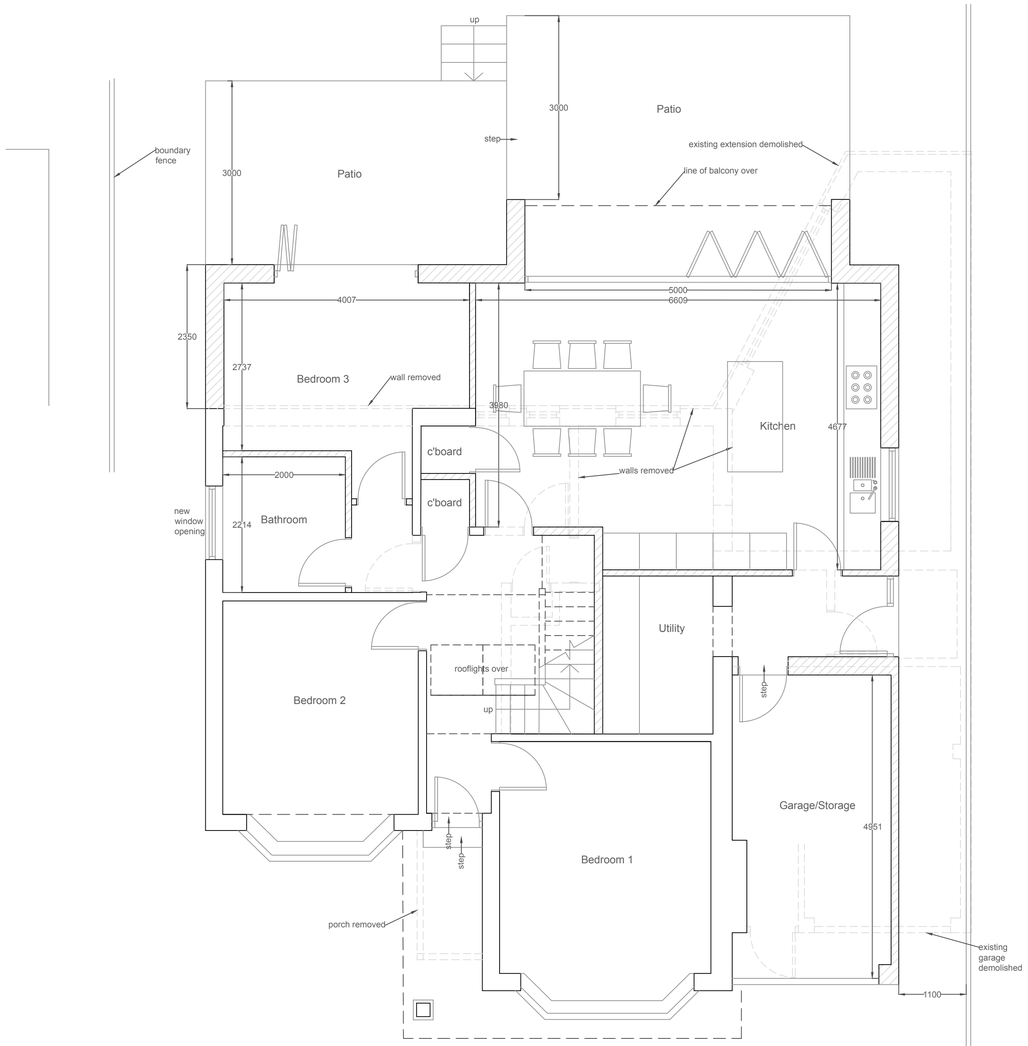

Ground Floor Plan

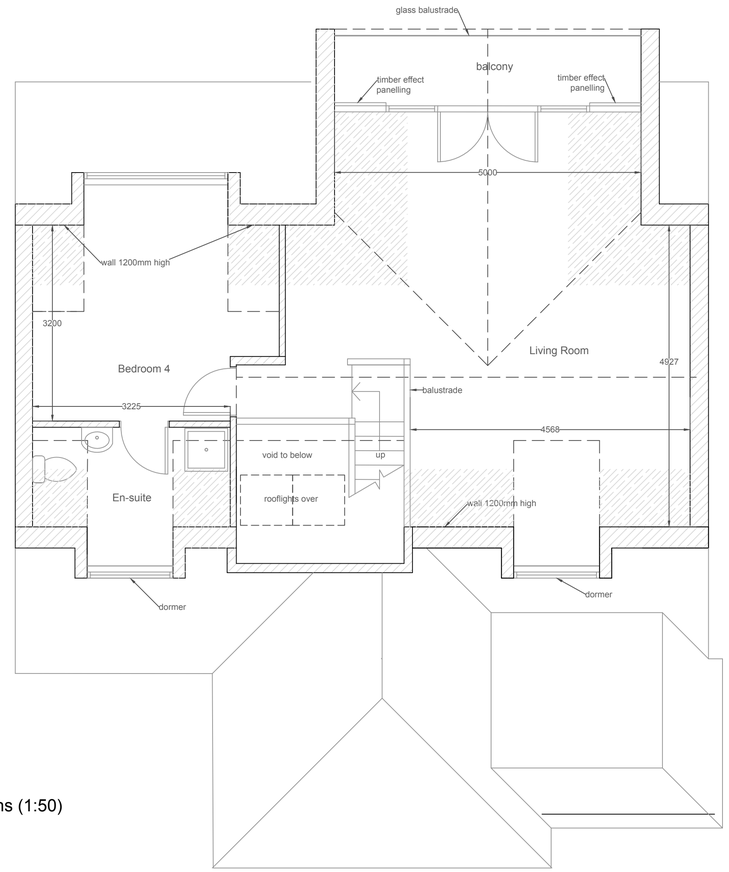

Plans (1:50)

First Floor Plan

Front Elevation (east)

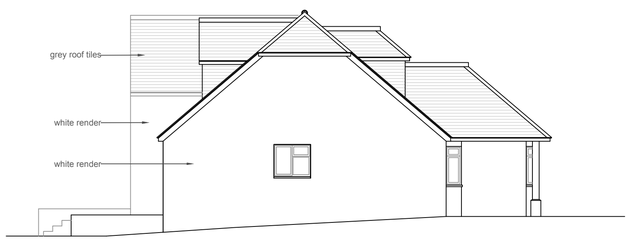

Side Elevation (south)

Elevations (1:100)

Rear Elevation (west)

Side Elevation (north)

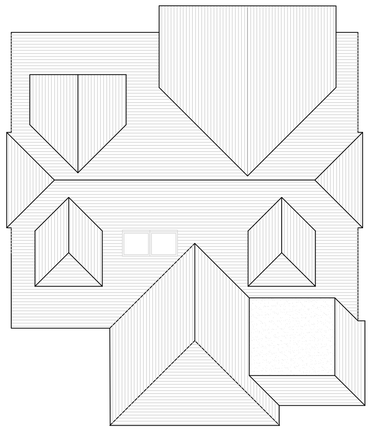

Roof Plan (1:100)

Scale Bar 1:100

0 1 2 3 4 5 [m]

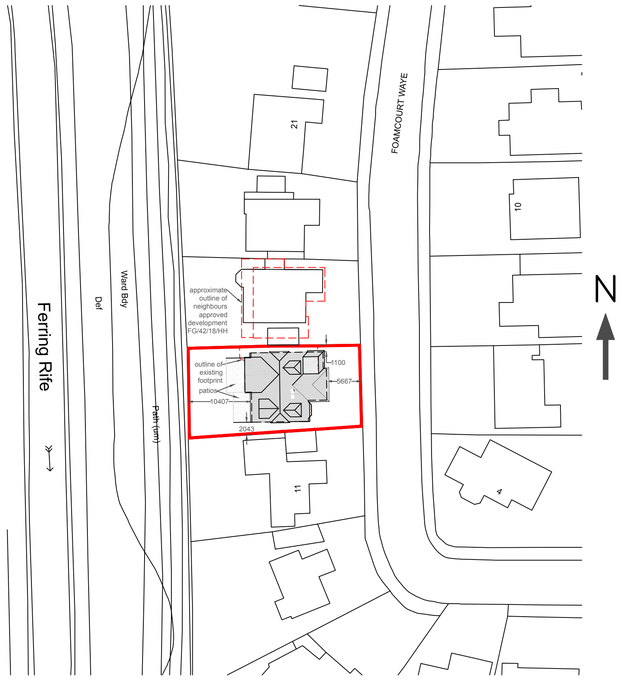

Site Block Plan (1:500)

PLANNING

This drawing is the property of Inspired Design Studio Limited and must not be copied, reproduced or passed to a third party without their permission.

The Contractor is to verify all dimensions, alignment, levels and datums prior to commencement of work.
Any discrepancies must be reported immediately to Inspired Design Studio Ltd for review.

Variations and modifications to the work shown on these drawings are not to be carried out without the prior approval from Inspired Design Studio Ltd

Revisions

Rev	Description	By
b	Scale Bar Added	LW
a	Client Amendments	LW

All dimensions to be checked on site prior to commencement of work, except for planning purposes.

This drawing is the copyright of
Inspired Design Studio Ltd.
and may not be copied, altered or reproduced in any way without written authority.

Client: Ms L Spencer

Project Address:
15 Foamcourt Waye
Ferring
West Sussex

Drawing Title:
Proposed Plans, Elevations, Roof Plan and Site Block Plan

Drawing Number: 1248.02.b

Scale: As stated printed @ A1

Date: 20/07/2020