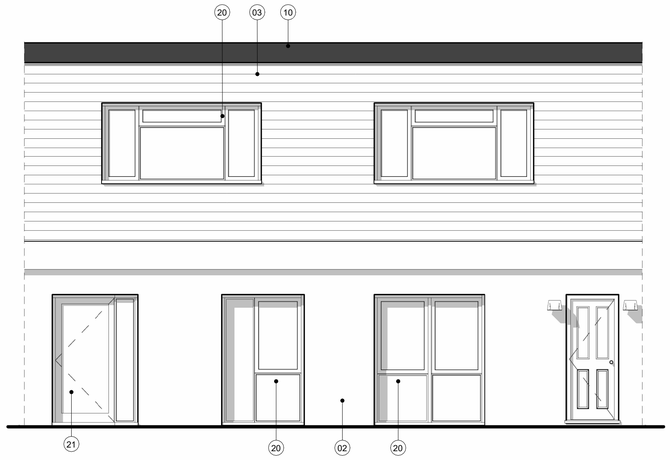

1 / 2005 PROPOSED NORTH ELEVATION.
Scale: 1 : 50

2 / 2005 PROPOSED SOUTH ELEVATION.
Scale: 1 : 50

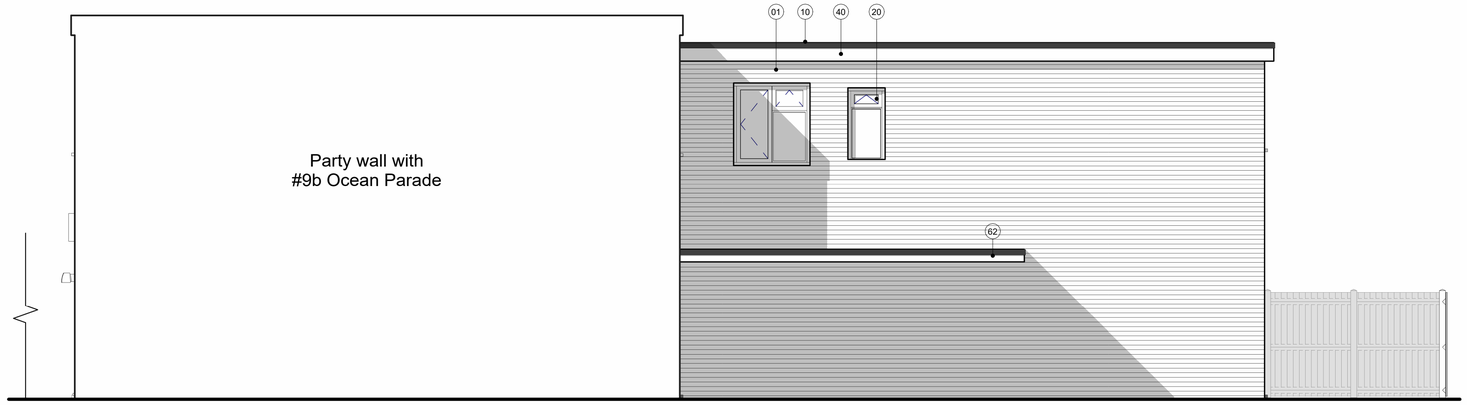

3 / 2005 PROPOSED WEST ELEVATION.
Scale: 1 : 50

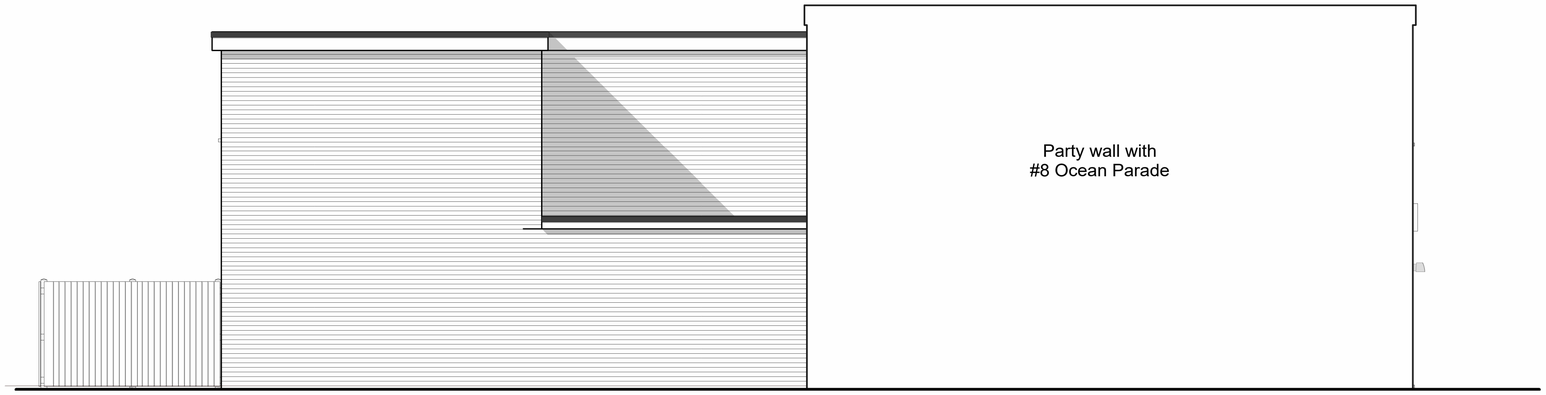

4 / 2005 PROPOSED EAST ELEVATION.
Scale: 1 : 50

1:50 SCALE BAR

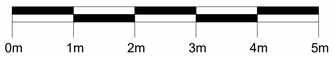

Material Key

01	Brickwork (red/clay)
02	Render (white)
03	Cladding: UPVC Weatherboarding (white)
10	Flat Roof: Felt Finish
11	Bike Store: Timber Screen & EPDM Roof
20	uPVC / PPC Alum. Windows (white)
21	uPVC / PPC Alum. Doors (white)
30	Timber Door
40	uPVC Fascia & Soffit Boards (white, to match)
60	Timber Fencing (stained finish)
62	Canopy

Notes

- All dimensions must be checked on site and not scaled from this drawing, apart from the local authority. Site dimensions taken from licensed Ordnance Survey data.

- Any works commencing on site prior to obtaining full planning and building regulation approval including full condition discharge, is entirely at the client's / contractor's risk. The contractor is responsible for taking and checking all levels and dimensions prior to ordering materials and starting work on site. Any discrepancies are to be reported to OM Architectural Design prior to commencing any works.

- All building work is to be carried out in accordance with building regulations and to the satisfaction of the local authority and as such additional unforeseen building works may be required on site.

- These drawings do not constitute full working drawings. All drawings are copyright of OM Architectural Design and may not be copied or reproduced by any third party without prior written consent.

Rev	Date	Notes	Drwn	Chkd
00	Jan. '22	Planning application: ext. changes	SB	OM

OM Architectural Design

Works House, Station Road, Angmering, BN16 3AA
Tel: 07590 508302
E-mail: info@olivermcgowan.co.uk

Project
Village Interiors

Drawing
Proposed Elevations.

Job Ref:	DWG No:	Revision:
BCA	2005	00

Scale(s):	Size:	Date:	Drwn:	Chkd:
1 : 50	A1	July	SB	OM

Status:
Planning