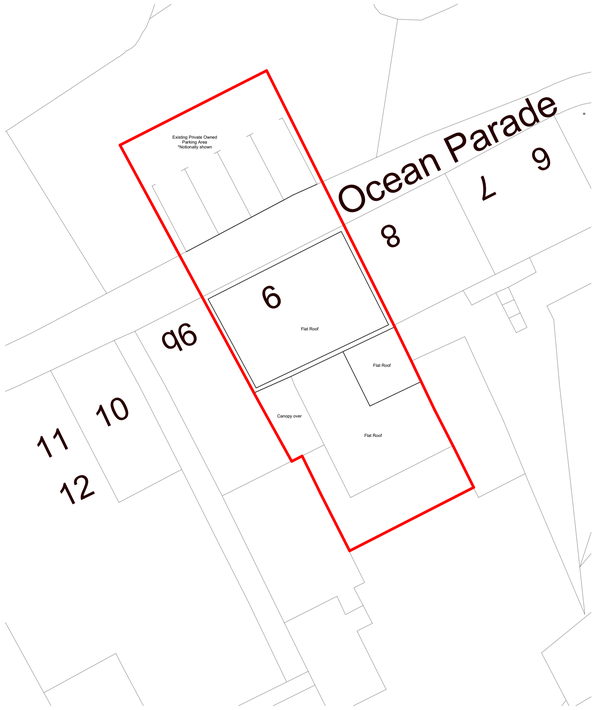

1 / 2006 PROPOSED SITE PLAN.
Scale: 1 : 200

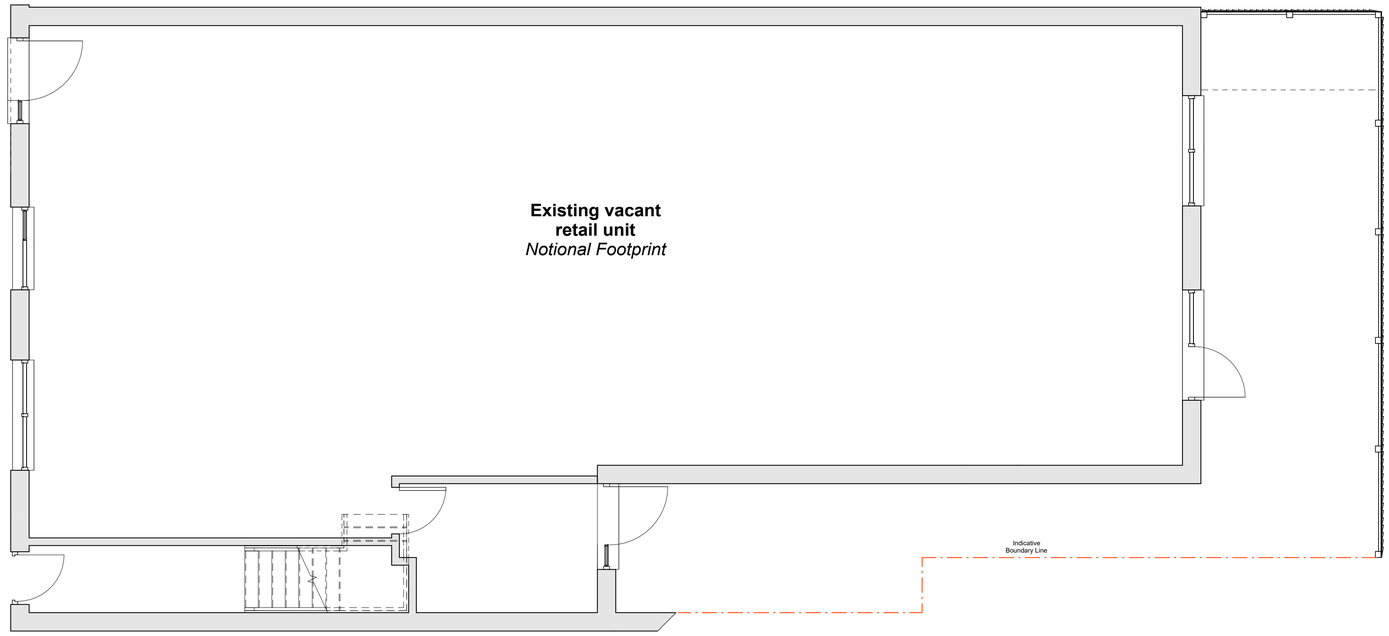

2 / 2006 PROPOSED GROUND FLOOR.
Scale: 1 : 50

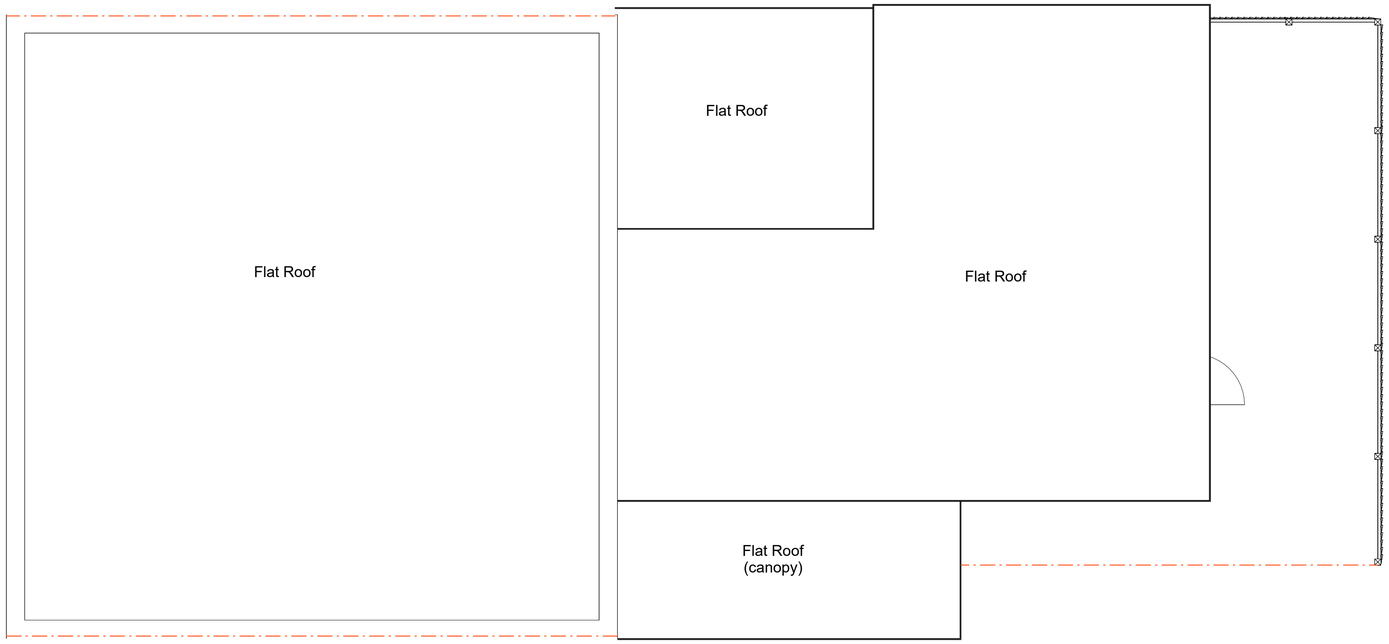

3 / 2006 PROPOSED ROOF PLAN.
Scale: 1 : 50

Notes

- All dimensions must be checked on site a88nd not scaled from this drawing, apart from the local authority. Site dimensions taken from licensed Ordnance Survey data.

- Any works commencing on site prior to ob8taining full planning and building regulation approval including full condition discharge, is entirely at the client's / contractor's risk. The contractor is responsible for taking and checking all levels and dimensions prior to ordering materials and starting work on site. Any discrepancies are to be reported to OM Architectural Design prior to commencing any works.

- All building work is to be carried out in accordance with building regulations and to the satisfaction of the local authority and as such additional unforeseen building works may be required on site.

- These drawings do not constitute full working drawings. All drawings are copyright of OM Architectural Design and may not be copied or reproduced by any third party without prior written consent.

1:200 SCALE BAR

0m 2.5m 5m 10m 20m

1:50 SCALE BAR

0m 1m 2m 3m 4m 5m

Rev	Date	Notes	Drwn	Chkd
00	Jan. '22	Planning application: ext. changes	SB	OM

OM Architectural Design

Works House, Station Road, Angmering, BN16 3AA
Tel: 07590 508302
E-mail: info@olivermcgowan.co.uk

Project
Village Interiors

Drawing
Proposed Plans.

Job Ref:	DWG No:	Revision:
BCA	2006	00

Scale(s):	Size:	Date:	Drwn:	Chkd:
As indicated	A1	July	SB	OM

Status:
Planning

APdN DISTRICT COUNCIL FG/78/22/PL