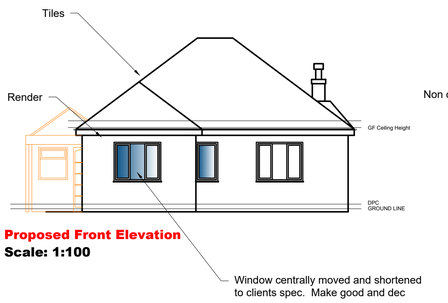

Proposed Front Elevation
Scale: 1:100

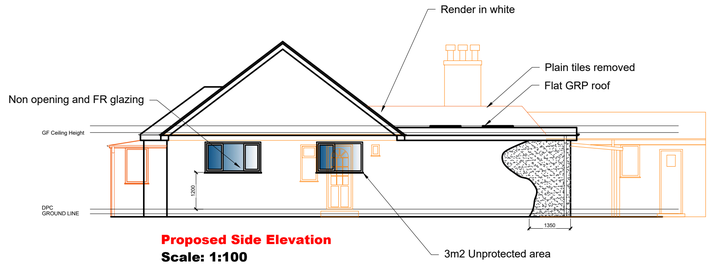

Proposed Side Elevation
Scale: 1:100

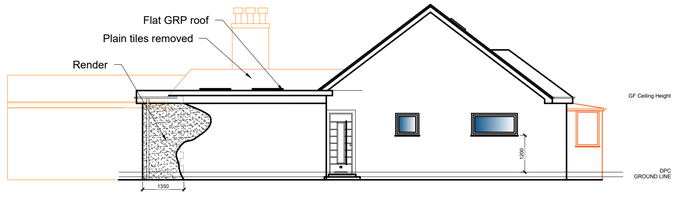

Proposed Side Elevation
Scale: 1:100

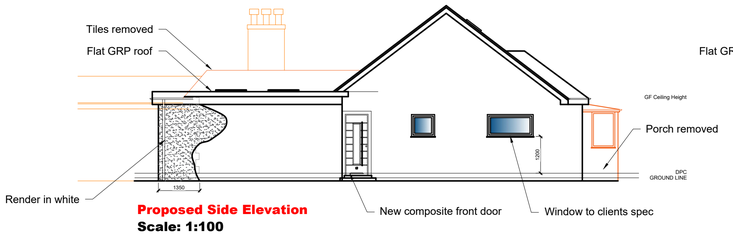

Proposed Side Elevation
Scale: 1:100

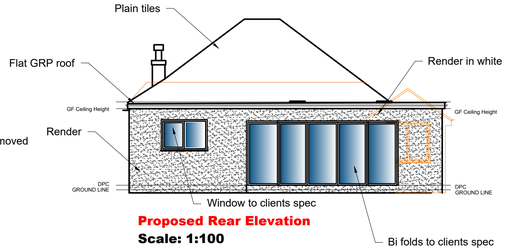

Proposed Rear Elevation
Scale: 1:100

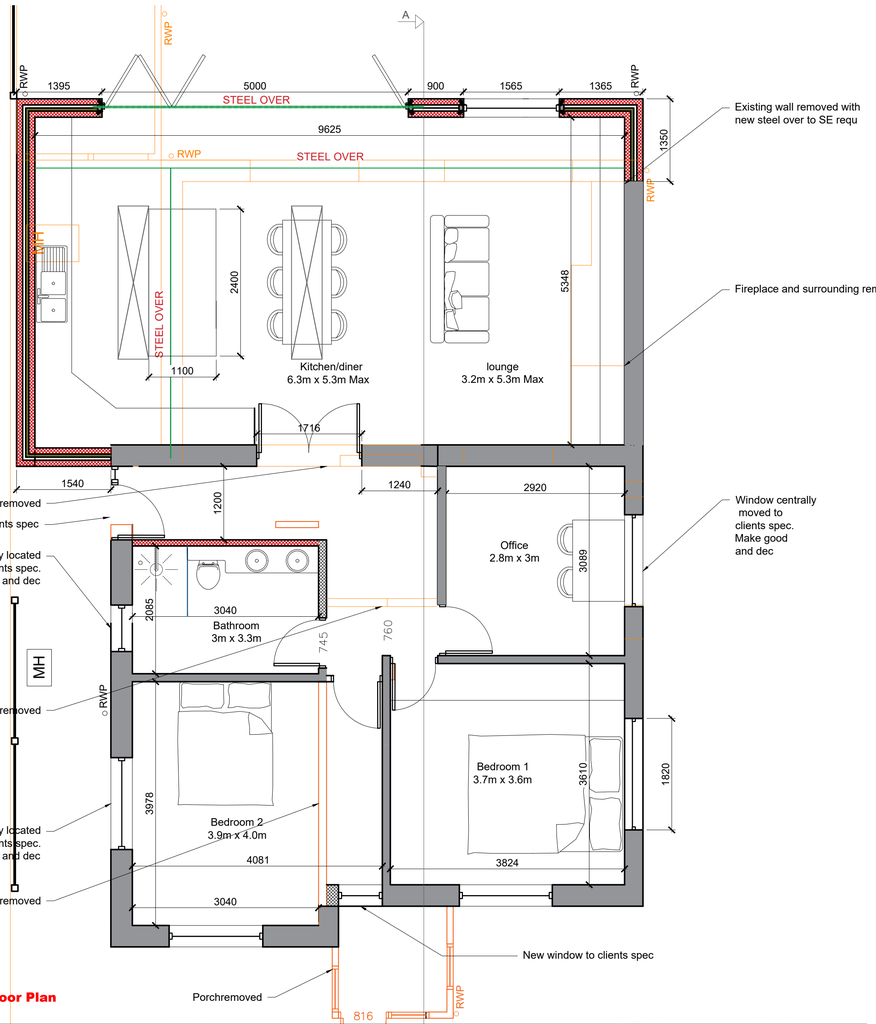

Proposed Ground Floor Plan
Scale: 1:50

METERS @ 1:50 | METERS @ 1:100 | METERS @ 1:200 | METERS @ 1:500 | METERS @ 1:1250

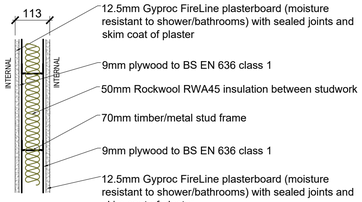

INTERNAL WALL CONSTRUCTION
Scale: 1:10

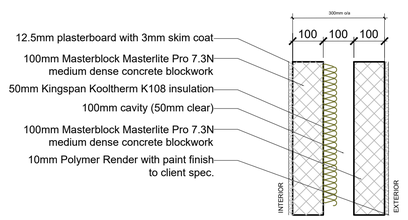

EXTERNAL WALL CONSTRUCTION
Scale: 1:10



Location Plan
Scale: 1:1250

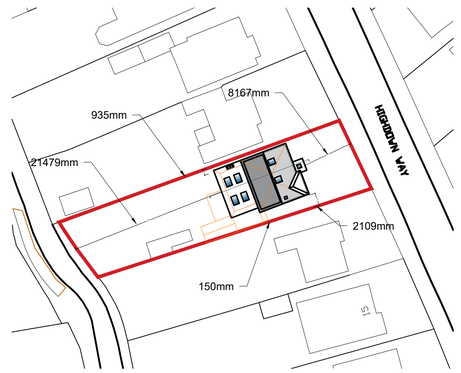

Block Plan
Scale: 1:500



Gray tile

FOR APPROVAL

NOTE:

This drawing is to be read in conjunction with the Construction Notes and Structural Engineer's details.

The Contractor is responsible for all setting out and must check levels and dimensions on site before ordering materials or commencing work.

Refer to written dimensions only. Do not scale from drawings, except for the purposes of Planning assessment.

The Architect is to be immediately notified of any omissions or discrepancies.

Building work should not commence until all statutory approvals have been granted, i.e. Planning, Building Control, etc.

If a public sewer is discovered, consent to 'Build-over/Close-to' may be required from the Water Authority.

PARTY WALLS:

Work to Party Walls (including insertion of flashings, beam bearings, etc) are subject to Party Wall agreements with neighbours and are to be arranged by the Client in accordance with the Party Wall Act (i.e. Providing two months written notice)

- Below ground drainage - Surface Water
- Below ground drainage - Foul Water
- Discharge pipes
- Existing structure
- Proposed structure
- Removed structure
- Section line

Revision	Date:	Details:	Initials:
O	02/11/2022	Client amendments	DLS
M	20/06/2022	Client amendments	DLS
L	22/03/2022	Client amendments	DLS
K	21/03/2022	Client amendments	DLS
J	17/03/2022	Client amendments	DLS
I	27/01/2022	Client amendments	DLS
H	29/11/2021	Client amendments	DLS
G	23/11/2021	Client amendments	DLS
F	04/11/2021	Client amendments	DLS
E	23/10/2021	Client amendments	DLS
D	21/09/2021	Client amendments	DLS
C	09/09/2021	Client amendments	DLS
B	09/05/2021	Planning amendments	DLS
A	23/03/2021	Planning amendments	DLS

These drawings and designs are the property of Shear Architectural Design Ltd and must not be copied, retained, or used without prior written consent. © Copyright

CREATE INSPIRE ENHANCE

SHEAR ARCHITECTURAL DESIGN

2 Saffron Close
Shoreham by Sea
West Sussex
BN43 6JF

07881 656512
info@sheararchitecturaldesign.co.uk
www.sheararchitecturaldesign.co.uk

PROJECT:
Two trees 19 Highdown Way,
Ferring, Worthing BN12 6QQ
West Sussex

DRAWING TITLE:
Rear Extension

NORTH

DATE: 25/02/2021
SCALE: Various
DRAWN: SC
CHECKED: DS
SHEET OF

PROJECT NUMBER:	DRAWING NUMBER:	REVISION:
21/16	PL1	P