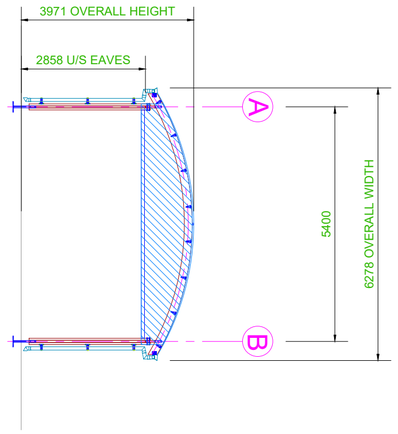

ELEVATION A

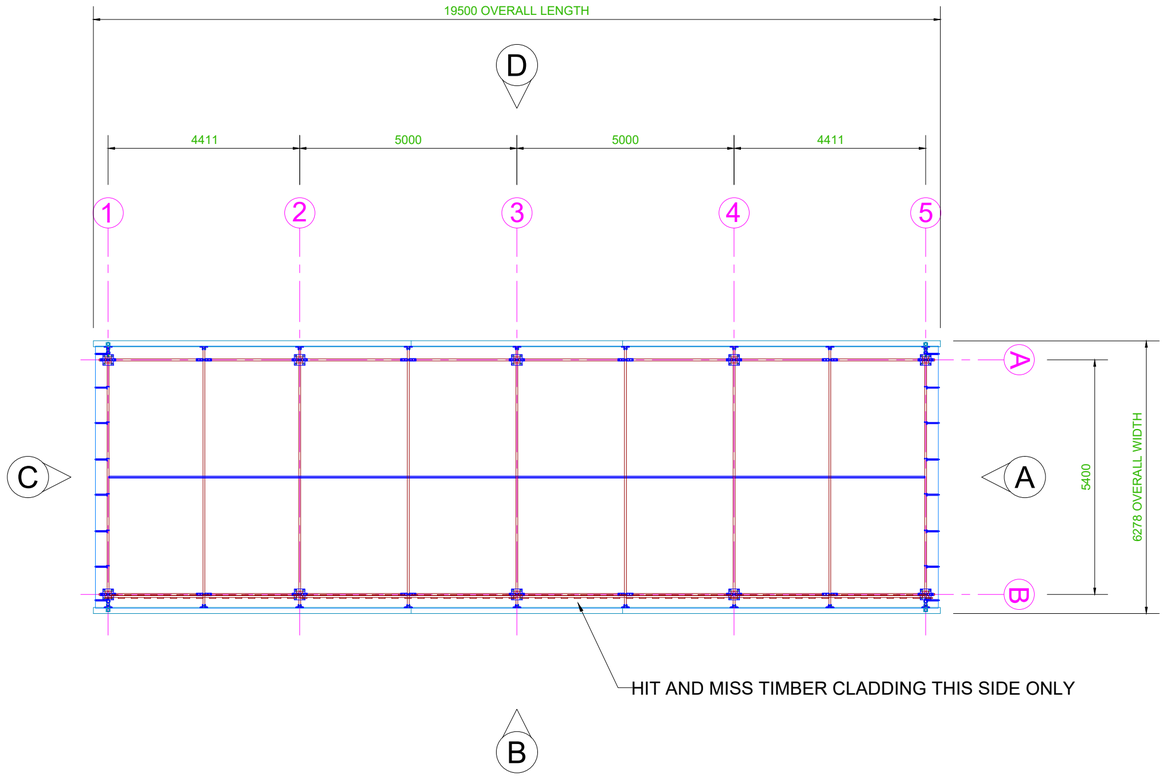

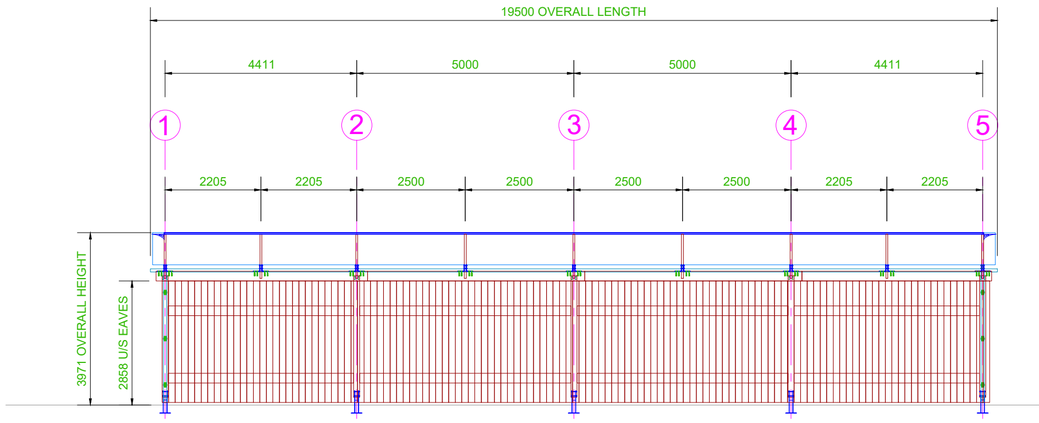

ELEVATION B

0 2 4 6 8 10m

This drawing is © Fordingbridge Plc 2019.
No unauthorised reproduction permitted.
All rights reserved
No dimensions are to be scaled from
this drawing (except for planning purposes)

N

A2

NOTES

SPECIFICATION:
FRAME TYPE: PRE- DESIGNED GLULAM TIMBER FRAME.

LENGTH: 19500mm
WIDTH: 6278mm
HEIGHT: 3971mm

TIMBER FRAME:
- POSTS: 140x140mm (2800mm LONG MAX)
- EAVES BEAMS: 225x45 (5000mm LONG MAX)
- CURVED BEAMS: 182x45 (6285mm WIDE MAX)

RAIN WATER GOODS:
ALUMINIUM MILL FINISHED GUTTERS & DOWNPIPES.

GUTTERS AND DOWN PIPES DISCHARGING TO GROUND LEVEL ONLY.

FLASHING: N/A.

ROOF COVERING:
ROOF PITCH: MONO PITCHED.
ROOF COVER: OPAL 60 FIRE RETARDANT FABRIC.

SIDE CLADDING: HIT AND MISS TIMBER

FOUNDATIONS: BY OTHERS.

REV	DESCRIPTION	BY	DATE

FOR PLANNING

FORDINGBRIDGE
inspiring design + build
Fordingbridge Plc, Arundel Road, Fontwell, Arundel, West Sussex, BN18 0SD
Tel: 01243 554455
Email: info:fordingbridge.co.uk

CLIENT
FERRING
COUNTRY CENTRE

PROJECT
TIMBER CANOPY
6.3m SPAN x 19.5m LONG

TITLE
PROPOSED
PLAN AND ELEVATIONS

DRAWN	DATE	CHECKED	SCALE
KP	10/02/2020	ARH	1:100 @ A2

JOB NO	DWG NO	REV
7858	GA-01	-