

REAR EAST ELEVATION
PROPOSED ELEVATIONS
Scale 1:100

0m 5m 10m

Scale Bar – 1:100

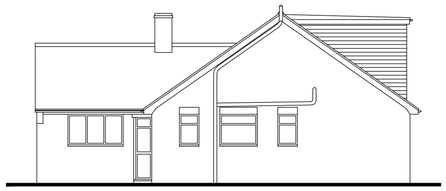

SIDE SOUTH ELEVATION

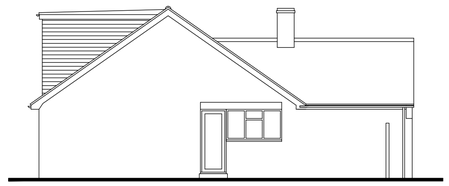

SIDE NORTH ELEVATION

SCHEDULE OF MATERIALS TO REAR BOX DORMER
BOX DORMER WALLS - TILE HANGING TO MATCH EXISTING
ROOF - FLAT ROOF
WINDOWS - NEW PVCu WINDOW COLOUR WHITE
RAINWATER GOODS - NEW PVCu COLOUR BLACK

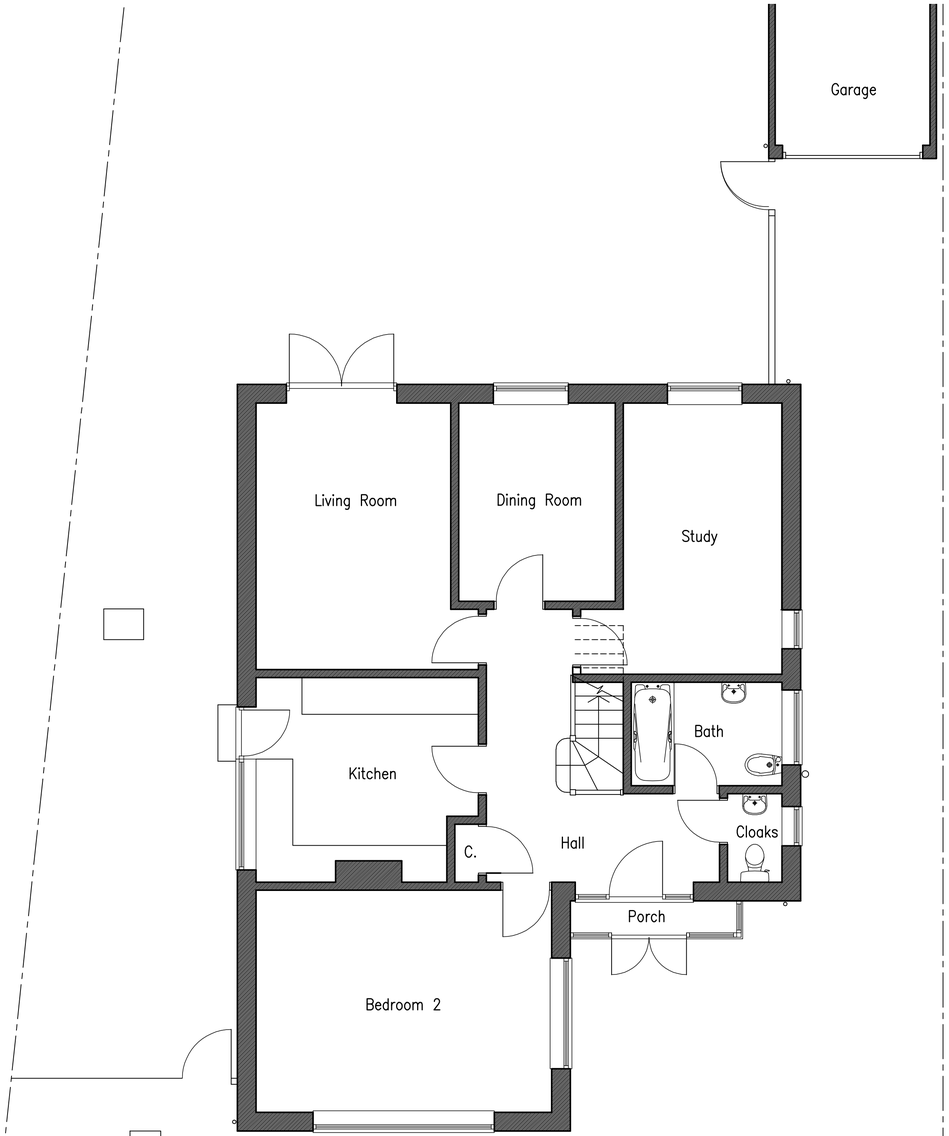

PROPOSED GROUND FLOOR PLAN
Scale 1:50

0m 5m 10m

Scale Bar – 1:50

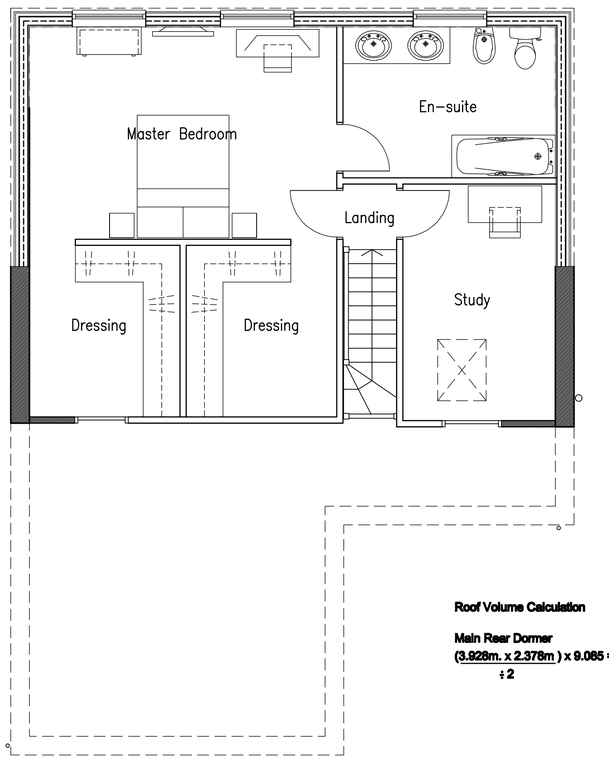

PROPOSED FIRST FLOOR PLAN
Scale 1:50

Roof Volume Calculation

Main Rear Dormer
(3.928m. x 2.378m) x 9.065 = 42.4 m.³
÷ 2

No dimensions to be scaled from drawing except for planning purposes.

The contractor should check all dimensions on site.

It is the contractors responsibility to ensure compliance with Building Regulations.

C.D.M. Regs. 2015. The Client is advised of his responsibilities to appoint a Planning Supervisor under these Regs. All works to comply with the C.D.M. Regs. 2015.

The Party Wall Act. 1996 The property owner is advised of the requirements of the Act, & the requirement to serve a Party Wall Notice on any adjoining owners as required under the act.

REVISIONS:

.

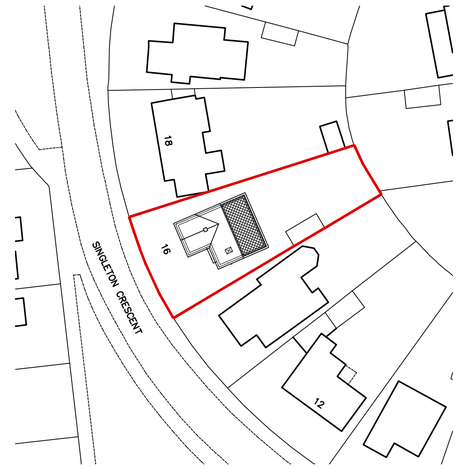

BLOCK PLAN
Scale 1:500

0m 10m 20m 30m 40m 50m

Scale Bar – 1:500

Information supplied based on Promap. All dimensions and distances subject to an accurate site survey being undertaken.

ADCS
Architectural Design
Computer Services

30 Foxley Lane
Worthing
West Sussex
BN13 3AD
Tel: 01903 260701
E-mail:
adcs@sky.com

Client

MR T. RAMSHAW McCONVILLE

Project

PROPOSED REAR BOX DORMER
16 SINGLETON CRESCENT
FERRING
WEST SUSSEX BN12 5DE

Drawing

PROPOSED FLOOR PLANS & ELEVATIONS

Scale	Date	Drawn
1:50 & 1:100 @ A1	02.10.23	TP

Drawing No. **Revision**

1590/P011

ARUN DISTRICT COUNCIL FG/128/23/CLP