Proposed Hit and Miss fencing



Proposed cladding up to window

Proposed cantilevered roof canopy in black with light wells

Proposed vertical cladding

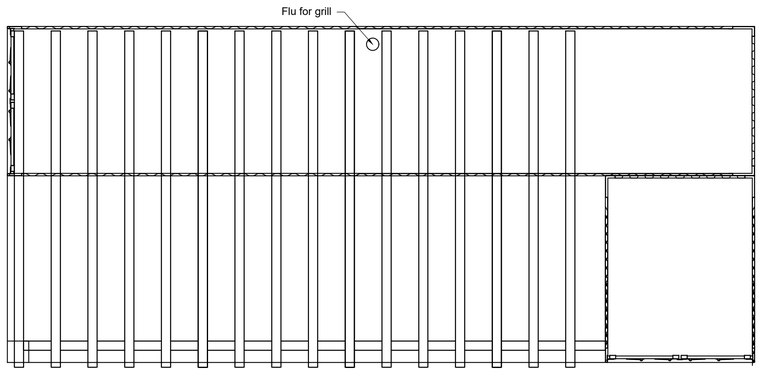

Proposed Roof Plan
Scale: 1:50

solar powered illuminated planters

High level gate (1.8m)

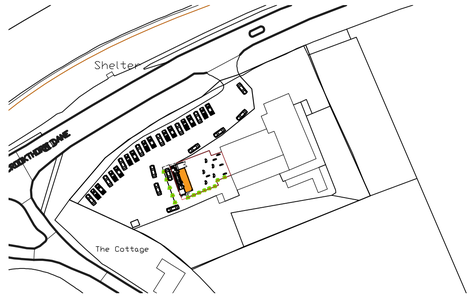

Location Plan
Scale: 1:1250

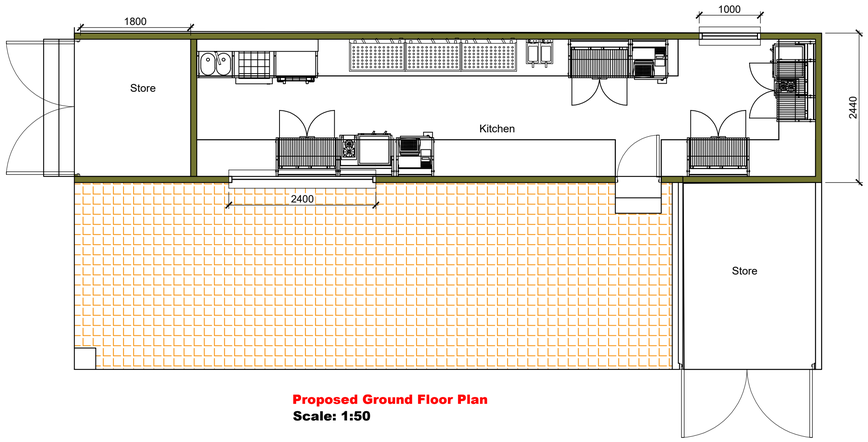

Proposed Ground Floor Plan
Scale: 1:50

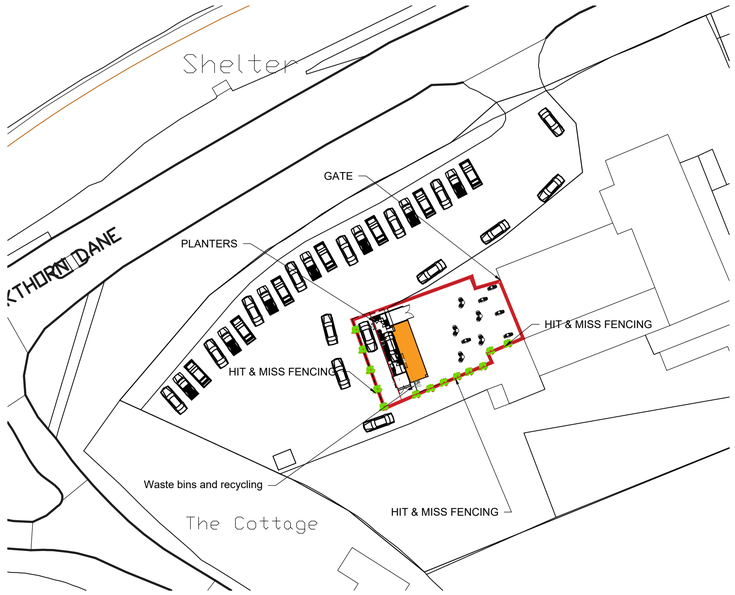

Block Plan
Scale: 1:500

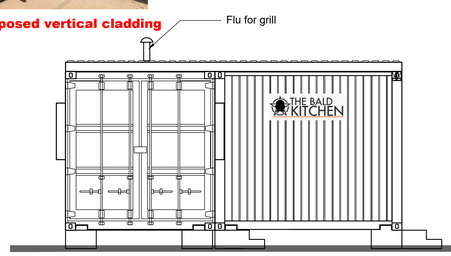

Proposed Side Elevation
Scale: 1:50

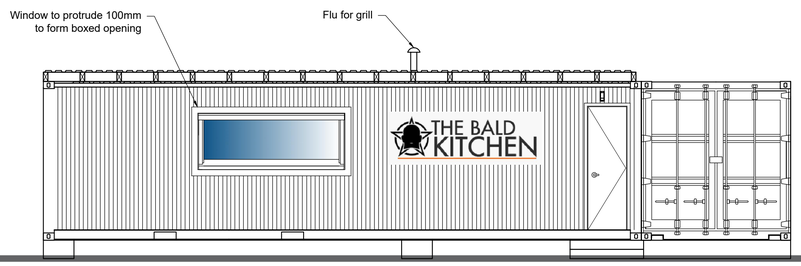

Proposed Front Elevation
Scale: 1:50

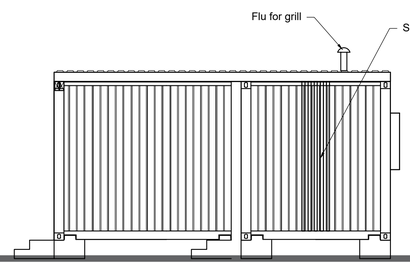

Proposed Side Elevation
Scale: 1:50

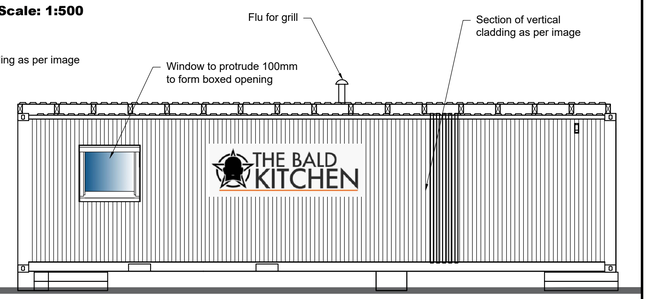

Proposed Rear Elevation
Scale: 1:50

NOTE:

This drawing is to be read in conjunction with the Construction Notes and Structural Engineer's details.

The Contractor is responsible for all setting out and must check levels and dimensions on site before ordering materials or commencing work.

Refer to written dimensions only. Do not scale from drawings, except for the purposes of Planning assessment.

The Architect is to be immediately notified of any omissions or discrepancies.

Building work should not commence until all statutory approvals have been granted, i.e. Planning, Building Control, etc.

If a public sewer is discovered, consent to 'Build-over/Close-to' may be required from the Water Authority.

PARTY WALLS:

Work to Party Walls (including insertion of flashings, beam bearings, etc) are subject to Party Wall agreements with neighbours and are to be arranged by the Client in accordance with the Party Wall Act (i.e. Providing two months written notice)

DRAWING LEGEND:

- Below ground drainage - Surface Water
- Below ground drainage - Foul Water
- Discharge pipes
- Existing structure
- Proposed structure
- Removed structure
- Section line

SERVICES LEGEND:

- TELEVISION POINT
- TELEPHONE POINT
- 13 AMP DOUBLE SWITCHED SOCKET OUTLET
- 13 AMP DOUBLE UN-SWITCHED SOCKET OUTLET
- CEILING LIGHT - PENDANT FITTING
- WALL LIGHT
- ONE WAY LIGHT SWITCH
- TWO WAY LIGHT SWITCH
- NEON INDICATOR SWITCH FOR LOFT LIGHT
- ENERGY EFFICIENT RECESSED DOWNLIGHTER
- MAINS INTER-LINKED SMOKE DETECTOR
- MAINS INTER-LINKED HEAT DETECTOR
- CO DETECTOR
- SPRINKLER HEAD - FLUSH TYPE
- NEW RADIATOR (INDICATIVE SIZE)
- SHAVING POINT
- FUSED SPUR
- SINGLE SWITCH FUSED SPUR
- CONSUMER UNIT / MAINS DISTRIBUTION BOARD
- CAT 5 / CAT 6 DATA CABLE SOCKET
- COOKER SWITCH
- MECHANICAL EXTRACT FAN COOKER HOOD
- UV ELECTRIC HEATER
- ENCLOSED LUMINAIRE
- EMERGENCY LUMINAIRE - SELF-CONTAINED
- ENCLOSED LINEAR LUMINAIRE (INDICATIVE SIZE)
- MECHANICAL EXTRACT FAN
- LOUDSPEAKER (SSP = SINGLE STEREO SPEAKER)
- VIDEO ENTRY PANEL
- VIDEO ENTRY HANDSET
- LED FLOODLIGHT
- PIR SENSOR
- CCTV CAMERA
- CEILING FAN
- UFH PROGRAMMER

METERS @ 1:50 | METERS @ 1:100 | METERS @ 1:200 | METERS @ 1:500 | METERS @ 1:1250

FOR APPROVAL

Revision	Date:	Details:	Initials:
A	09/03/2021	Planning Amendments	DLS

Top Floor
Trafalgar House
Newhaven
East Sussex
BN9 9DD

07881 656512
info@sheararchitecturaldesign.co.uk

PROJECT:

Maidenheads Aquatics
CROOKTHORN LANE
Atherington
BN17 5SN

These drawings and designs are the property of Shear Architectural Design Ltd and must not be copied, retained, or used without prior written consent.

© Copyright

DRAWING TITLE:

Drive Through Cafe

NORTH

DATE:	16/03/2021
SCALE:	Various
DRAWN:	DS
CHECKED:	-
SHEET	OF

PROJECT NUMBER:	DRAWING NUMBER:	REVISION:
21/24	PL1	A

CREATE INSPIRE ENHANCE

SHEAR ARCHITECTURAL DESIGN