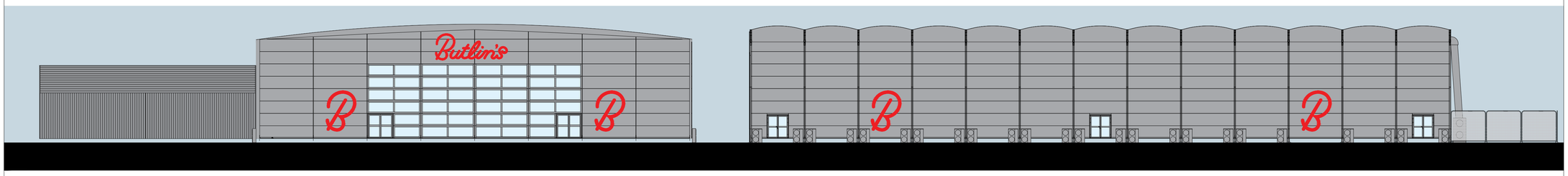

1 NORTH FACADE
ELEVATION
SCALE 1: 200

2 WEST FACADE
ELEVATION
SCALE 1: 200



3 SOUTH FACADE
ELEVATION
SCALE 1: 200

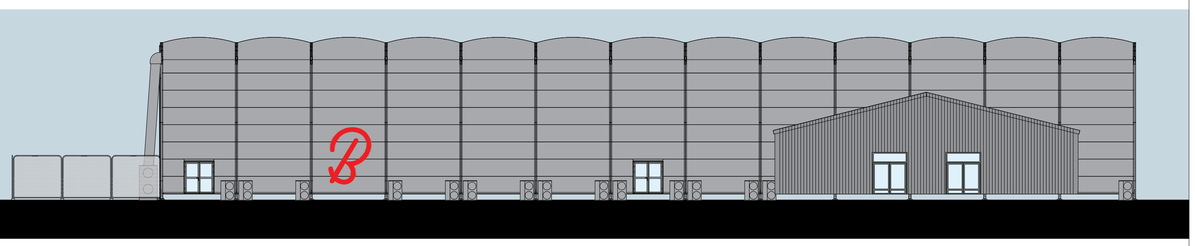

4 EAST FACADE
ELEVATION
SCALE 1: 200



Wall pannel

Window treatment

Roof fabric

Structure Dimensions	65m x 40m
Bay Distance	5m
Roof Truss	European aircraft aluminium 6061t6 CNC
Side Columns	Aluminium
Anchoring	Ground Frame / Base Plates
Fabric Quality	PVC-coated polyester : thickness 0,65-0,75mm
Thermo Rood	Double Canvas 650gr/m2 – U=2.3
Side Panels	PVC/Glass frames
Associated Regulations	EN 13782 and EN regulations for permanent buildings
Proposed wall system	Kingspan KS1150TF fixed wall system
Floor system	Cassette floor system
Wall system colour	RAL 7035, 9006, 9007
Acoustic Specifications	The proposed wall system delivers a minimum 27db reduction as standard

This drawing is only to be used for the purpose identified in the status entry on this drawing. No responsibility is accepted for any other use or by any party not expressly identified in the issue sheet.
This drawing is not to be used for construction unless expressly noted.
No responsibility is accepted for errors and/ or omissions arising from the adoption of this drawn information by others.

Report any dimensional discrepancies, errors, or omissions prior to commencing on site.
All dimensions to be checked on site.
Do not scale dimensions off drawings.

This drawing is copyright. All rights reserved.
Wilson Owens Owens Ltd

PROJECT NOTES:
1. © Crown copyright and database rights 2017 Ordnance Survey 0100031673

SAFETY, HEALTH, AND ENVIRONMENT INFORMATION

Based on the use of experienced and competent contractors working to an approved method statement unusual residual hazards / risks are identified as per the following symbols:

- We use this symbol to give warning of significant hazards or information which is unusual
- We use this symbol to encourage a particular action
- We use this symbol when we want you to avoid something or refrain from a particular action
- We use this symbol when we want to convey some relevant CDM information

The design team have highlighted unusual and significant risks only that may not be obvious to a competent contractor. They are to assist with risk reduction only and are not necessarily comprehensive.

REV	DATE	DESCRIPTION	BY	CHKD
E	18/01/21	UPDATED	MS	CL
D	10/12/20	UPDATED	MS	CL
C	04/12/20	UPDATED	MS	CL
B	30/11/20	UPDATED	MS	CL
A	27/11/20	FIRST ISSUE	MS	CL

SCALE
Not to Scale

N

DRAWING STATUS
PLANNING

CLIENT
BOURNE LEISURE

PROJECT
2015 BUTLINS SEASON 2021

DRAWING TITLE
FACADE ELEVATION
TEMPORARY VENUE - BOGNOR

SCALE @ A1	DRAWN	DATE	CHECKED	DATE
NTS	MS	18/01/21	CL	18/01/21

WOO Architects
Unit 5, The Piano Works, 113 - 117 Farringdon Road, London, EC1R 3BX
studio: +44 (0)207 965 7566 www.wilsonowensowens.com

DRAWING NO. 2015-WOO-BOG-00-DR-A-402
REVISION E