NOTES:
1. Do not scale this drawing. Use figured dimensions only, except for Planning purposes.
2. All dimensions must be checked on site by the contractor prior to commencement of work.
3. All construction details are indicative and are to be checked and confirmed on site and any divergence's are to be agreed with the Contract Administrator.

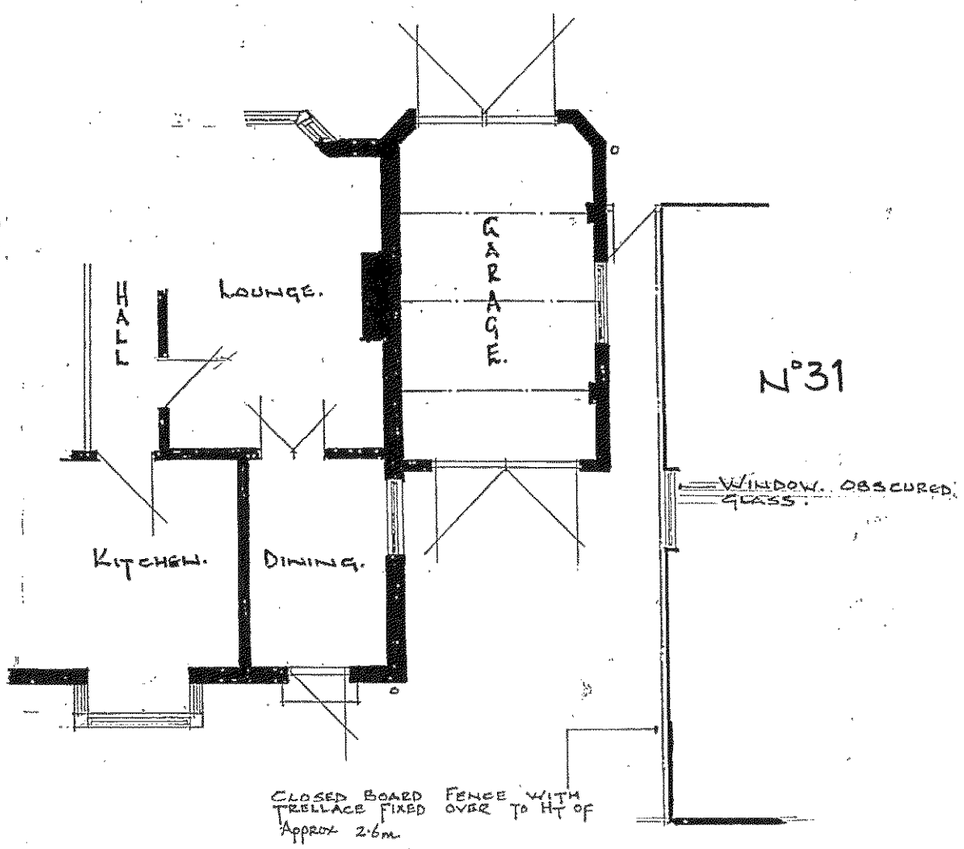

PART GROUND FLOOR PLAN.

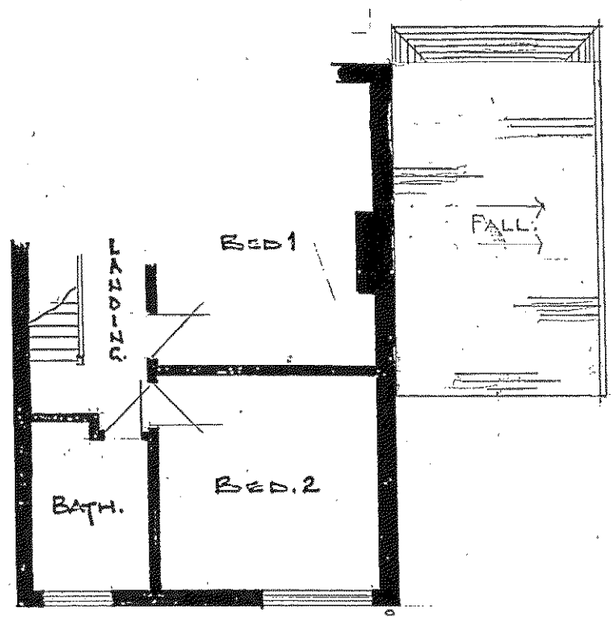

PART FIRST FLOOR PLAN.

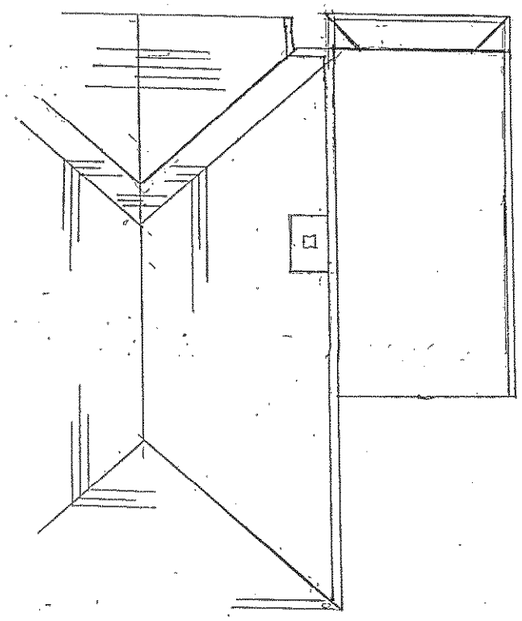

PART ROOF PLAN.

REV. A. SEP 10. EXTG. BOUNDARY FENCE SHOWN.

K.E. HILTON C. Eng M.I Struct.E, F.F.B.
Chartered Structural Engineer

2 ALBERT CHAMBERS
SUDLEY ROAD
BOGNOR REGIS
WEST SUSSEX
PO21 1EQ

Tel: 01243 865500
Fax: 01243 860489
Mobile: 07968 333140
E-Mail: k_e_hilton@yahoo.co.uk

Ground Floor Kitchen & Dining Extension With First Floor Bedroom Over
29 Hillsboro Road Bognor Regis PO21 2DX

PLANS [AS EXTG.]

Scale	1:100 .	Drawn By	
Date	APR 10.	Checked	
Drawing Number	4266./2^	A1	