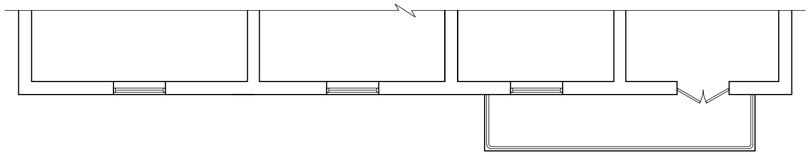

Part Second Floor Plan.
(Showing structure over)
(1:100)

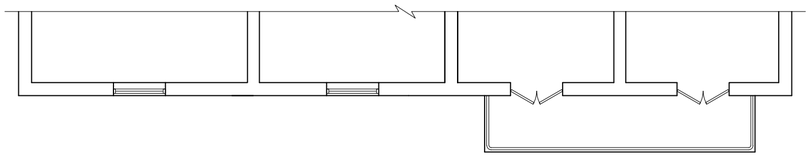

Part First Floor Plan.
(Showing structure over)
(1:100)

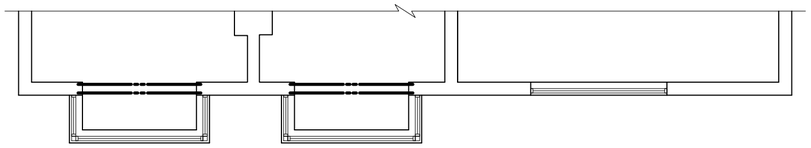

Part Ground Floor Plan.
(Showing structure over)
(1:100)

South Elevation.
(Remains Unaltered)
(1:100)

Location Plan.
(1:1250)

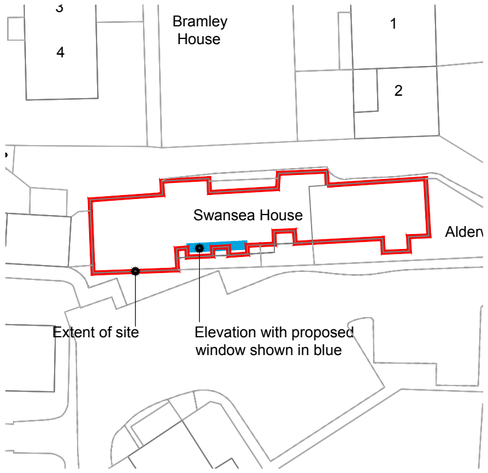

Block Plan.
(1:500)

NORTH

0 25.0m 40.0m 50.0m
SCALE BAR (1:1250)

0 10.0m 15.0m 25.0m 50.0m
SCALE BAR (1:500)

0 2.0m 3.0m 5.0m 10.0m
SCALE BAR (1:100)

0 1.0m 1.5m 2.0m 3.0m 5.0m 10.0m
SCALE BAR (1:50)

General Notes

1. All dimensions to be checked on site. All details and dimensions relating to the sub-contractors or suppliers work must be checked and agreed between the subcontractors or supplier and the general contractor.
2. This drawing is to be read in conjunction with all relevant engineer's drawings and the specification.
3. Works to comply with current Codes of Practice, British Standards and Building Regulations.
4. Contractor to provide all necessary vertical and lateral restraint strapping in order to comply with The Building Regulations.

REV	DATE	DESCRIPTION
-	-	-
A	Aug'14	Window material altered

CLIENT:
Tallyoak Ltd c/o Oyster Estates

ARCHITECT
-

JOB TITLE:
Swansea House,
West Street,
Bognor Regis

DRAWING TITLE:
Proposed Remedial Works to South Elevation

DRAWING NUMBER	JOB No	DRG No	REV
	13025	10	A

SCALE		
1:50 @ A2	DRAWN BY	MWP
	DATE	Dec '13
	ENGINEER	MWP
WORK TO FIGURED DIMENSIONS ONLY	CHECKED BY	PJG

PHILIP GOACHER ASSOCIATES
CONSULTING CIVIL AND STRUCTURAL ENGINEERS
PARK HOUSE
122a NEWLAND ROAD, WORTHING
WEST SUSSEX, BN11 1LB
Tel: (01903) 217723 Email: mail@pgoacher.co.uk
www.pgoacher.co.uk