cato electrical services

Mill House

PV & Battery proposal

12/09/2022



ARUN DISTRICT COUNCIL BN/8/23/CLP

Introduction

This proposal is for installation of a 10.4kWp Solar PV and battery installation at Mill House, Barnham, PO22 0BD



The proposed system is to consist of 26No Perlight 400Wp solar panels installed on a sunfixing ground mounted system



ARUN DISTRICT COUNCIL BN/8/23/CLP

Equipment

PV Panels



The latest generation of Perlight's ever-popular Delta range offers a totally all-black appearance through the use of ribbon busbar technology. Coupled with a high density layout leading to increased cell surface area, the modules also delivers a 21.3% efficiency in a small footprint, outperforming many conventional half-cell technology modules in shaded conditions and at lower temperatures. Environmental credentials are also high - production is fluorine free, uses 60% less lead than conventional modules and 300g less metal per module thanks to the ribbon busbars.

Mounting



The system is to me mounted on a Sunfixings Park Tegra ground mounting system, this requires the installation of earth screws, ideally using a digger.

Inverter



The SolarEdge inverters combine a sophisticated, digital control technology and a one stage, efficient power conversion architecture to achieve superior solar power harvesting and best-in-class reliability. The fixed-voltage technology ensures the solar inverter is always working at its optimal input voltage, regardless of the number of modules in a string or environmental conditions.

Power Optimisers



The SolarEdge power optimizer is a DC/DC converter which is connected by installers to each PV module (or pair of modules) or embedded by module manufacturers, replacing the traditional solar junction box. The SolarEdge power optimizers increase energy output from PV systems by constantly tracking the maximum power point (MPPT) of each module individually. Furthermore, the power optimizers monitor the performance of each module and communicate performance data to the SolarEdge monitoring platform for enhanced, cost-effective module-level maintenance. Each power optimizer is equipped with the unique SafeDC™ feature which is designed to automatically shut down modules' DC voltage whenever the inverter or grid power is shut down.

ARUN DISTRICT COUNCIL BN/8/23/CLP

Monitoring

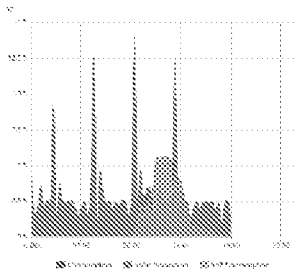

The system will be installed with a monitoring system to allow for remote monitoring of the PV system not only for the end client but also so the installer can monitor the equipment in case of a fault. The system also utilises the energy monitoring platform which allows the user to see exactly what is produced, what is being utilised within the property and what is being exported.

Battery



- Maximized system performance, gaining more energy to store and use for on-grid power applications
- Integrates with the complete SolarEdge residential offering, providing a single point of contact for warranty, support, training, and simplified logistics & operations
- DC coupled battery featuring superior overall system efficiency
- Scalable solution for increased power and capacity with multiple SolarEdge inverters and batteries

Generation

The additional system is predicted to generate 11060kWhr per annum.

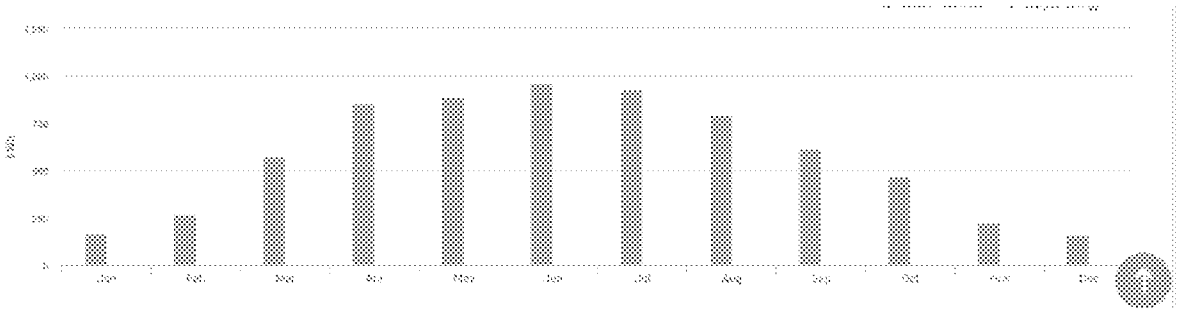

Shading maybe present on your system that can reduce its out to the factor used to calculate the estimated generation. This factor was not calculated using the MCS shading methodology, but we can confirm that the system as quoted, take into account the shading present will deliver 90%of the energy (in kWh) as set out in this performance estimate.

The performance of solar PV systems is impossible to predict with certainty due to the variability in the amount of solar radiation (sunlight) from location to location and from year to year. This estimate is based upon the Government's standard assessment procedure for energy rating of buildings (SAP) and is given as guidance only. It should not be considered as a guarantee of performance.

ARUN DISTRICT COUNCIL BN/8/23/CLP

DNO

The proposed system is above the DNO threshold of 3.68kWp therefore permission is required before the system can be installed and connected to the electricity network. This requires an application to be made by Cato Electrical Services Ltd to the DNO. Usually there is no cost involved with the application however sometimes the DNO are required to carry out a further study of the network and there can be a small cost involved. Any cost charged by the DNO are not included within the scope of thie proposal and an additional invoice will be proived.

Scaffolding

Scaffolding is not required for this installation

Planning Permission

Because this is a gound mounted system, planning permission would be required for the installation. This is not something that is covered within this proposal.

ROI

Below is a calculation of the approximate return on investment that the installation will yeild. This calculation is based on an assumed % of generated electricity used within the property. It does not take into account any SEG tariff aggreed with you energy provider. The right hand column gives you an approximation of when the system will have "paid" for itself and the lifetime return in savings.

Installation cost	£24,034.40
Generation kWh	11060
Percentage usage	74%
Cost per unit	£0.34

Year	Generated units	Unit cost	Saving	Total Saving	ROI
1	11060	£0.34	£2,797.74	£2,797.74	£21,236.66
2	10949	£0.36	£2,963.64	£5,761.38	£18,273.02
3	10840	£0.39	£3,139.39	£8,900.77	£15,133.63
4	10732	£0.42	£3,325.55	£12,226.32	£11,808.08
5	10624	£0.45	£3,522.76	£15,749.08	£8,285.32
6	10518	£0.48	£3,731.66	£19,480.74	£4,553.66
7	10413	£0.51	£3,952.95	£23,433.68	£600.72
8	10309	£0.55	£4,187.36	£27,621.04	£3,586.64
9	10206	£0.58	£4,435.67	£32,056.70	£8,022.30
10	10104	£0.63	£4,698.70	£36,755.40	£12,721.00
11	10002	£0.67	£4,977.33	£41,732.74	£17,698.34
12	9902	£0.72	£5,272.49	£47,005.23	£22,970.83
13	9803	£0.77	£5,585.15	£52,590.37	£28,555.97
14	9705	£0.82	£5,916.35	£58,506.72	£34,472.32
15	9608	£0.88	£6,267.19	£64,773.91	£40,739.51
16	9512	£0.94	£6,638.83	£71,412.74	£47,378.34
17	9417	£1.00	£9,452.30	£80,865.04	£56,830.64
18	9323	£1.07	£7,449.54	£88,314.58	£64,280.18
19	9230	£1.15	£7,891.30	£96,205.88	£72,171.48
20	9137	£1.23	£8,359.25	£104,565.13	£80,530.73

cato electrical services

ESTIMATE

Daivd Ayre
Mill House
Yapton Road
Barnham
Bognor Regis
Sussex
PO22 0BD
GBR

Date
12 Sep 2022

Expiry
26 Sep 2022

Quote Number
QU-0288

VAT Number
316018828

Cato Electrical Services Ltd
3 Daniels Cottages
Newpound
Wisborough Green
West Sussex
RH14 0AX
UNITED KINGDOM

[redacted]

Solar PV and battery installation

Description	VAT	Amount GBP
Solar PV and battery installation	Zero Rated	[redacted]
	Subtotal	
	TOTAL ZERO RATED	
	TOTAL GBP	

Terms

All Electrical work shall be carried out to BS7671:2018 and a certificate (were applicable) shall be issued upon completion and payment in full of the final invoice. The site shall be left clean and tidy at the end of the working day and the customer agrees to dispose of all waste material related to said works. All scrap cable remains the property of Cato Electrical Services Ltd. A full set of terms and conditions are available upon request.

PERLIGHT
smart.black

PLM-400M2B-66

400W DELTA SERIES

Monocrystalline PERC solar module



15 YEAR WORKMANSHIP WARRANTY

25 YEAR LINEAR POWER OUTPUT WARRANTY

ZERO BUSBAR RIBBON TECHNOLOGY



- NO CELL BUSBAR RIBBONS
- HIGH DENSITY LAYOUT
- INCREASED CELL SURFACE AREA
- GREENER TO THE ENVIRONMENT

BEAUTIFUL APPEARANCE

Ultra-sleek with consistent tone provides a modernised look

PERFORMANCE

Outperforms conventional half-cell technology under shaded conditions, lower operating temperature and more

SAFETY AND RELIABILITY

Lower operating temperature and exceptional performance under mechanical and thermal stress dramatically reduces risks of micro-cracks and hot-spots, improving performance and prolonging module life

ARUN DISTRICT COUNCIL BN/8/23/CLP

Monocrystalline PERC solar module

400W DELTA SERIES

PLM-400M2B-66

Electrical Characteristics at Standard Test Conditions (STC)

Module Type: PLM-***M2B-66	400	395	390
Maximum Power-Pmax [W]	400	395	390
Open Circuit Voltage-Voc [V]	48.5	48.4	48.3
Short Circuit Current-Isc [A]	10.12	10.07	10.03
Maximum Power Voltage-Vmp [V]	41	40.8	40.6
Maximum Power Current-Imp [A]	9.76	9.68	9.58
Module Efficiency-η [%]	21.3	21.1	20.8

Electrical Characteristics at NMOT

Maximum Power-Pmax [W]	301	297	294
Open Circuit Voltage-Voc [V]	47.2	47.1	47.0
Short Circuit Current-Isc [A]	8.10	8.05	8.02
Maximum Power Voltage-Vmp [V]	38.1	38.0	37.9
Maximum Power Current-Imp [A]	7.91	7.83	7.76

Note: 1. Nominal operating cell temperature (NMOT), irradiance 800W/m² at AM 1.5, ambient temperature 20°C, according to IEC60904-3.
2. Standard Test Condition (STC), irradiance 1000W/m², module temperature 25°C, according to IEC60904-3.
3. Power measurement tolerance: ±3%. Measuring uncertainty of power: ±3%. *Performance Guarantee of Voc, Isc, Vmp, Imp and Pmax: ±5%.

Temperature Characteristics

NMOT	42.5°C(±2°C)
Temperature Coefficient of Voc	-0.27%/°C
Temperature Coefficient of Isc	0.04%/°C
Temperature Coefficient of Pmax	-0.34%/°C

Maximum Ratings

Maximum System Voltage [V]	DC 1500V(IEC/UL)
Series Fuse Rating [A]	20
Maximum Surface Load Capacity [Pa]	5400
Temperature Range [°C]	-40 ~ +85
Withstanding Hail	Maximum diameter of 35mm with impact speed of 23 m/s-1

Packing

Container	40' HQ
Number of pallets per container	28
Number of modules per container	1064

Mechanical Characteristics

Dimensions	1868×1108×30mm (1.68×1.11)
Weight	19kg
Front Glass	AR coating tempered glass, 3.2mm
Frame	Anodized aluminium profile
Cells	Mono-crystalline solar cell
Cell Orientation	66(6×11)
Junction Box	IP68, two diodes
Cables	4mm², 1000mm (other lengths available)

I-V curves

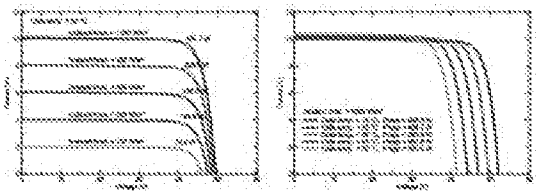

Module Diagram

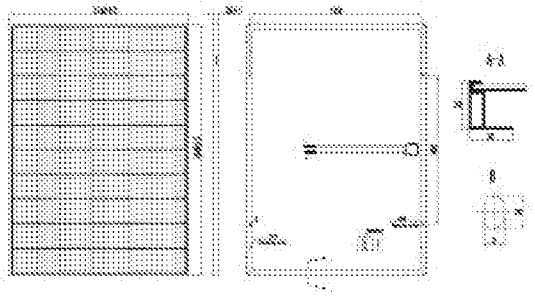

Warranty

15 YEAR WORKMANSHIP WARRANTY

25 YEAR LINEAR POWER OUTPUT WARRANTY

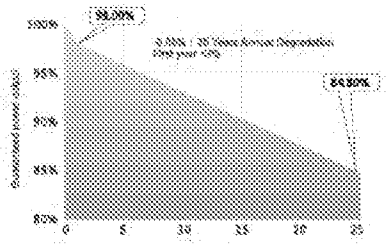

COMPLETE SYSTEM AND PRODUCT CERTIFICATIONS

IEC 61215/61730 IEC62804(PID) IEC61701
(Salt) IEC62716(Ammonia)
ISO 9001:2015 / Quality management System
ISO 14001:2015 / Environmental management System
ISO 45001:2018 / Occupational health and safety Management System
ISO 50001:2011 / Energy management Systems
IEC TS 62941:2016 / Photovoltaic industry Quality management System

Westech Solar (UK) Ltd
Unit 1, Bobby Fryer Close,
Garsington Road, Oxford,
OX4 6ZN, UK

ARUN DISTRICT COUNCIL BN/8/23/CLP

Single Phase Inverter with HD-Wave Technology

for France, Spain, UK and Hong Kong

SE8000H, SE10000H

INVERTERS



Optimized installation with HD-Wave technology

- Specifically designed to work with power optimizers
- Quick and easy inverter commissioning directly from a smartphone using the SolarEdge SetApp
- Record-breaking efficiency
- Extremely small, lightweight and easy to install
- High reliability
- Built-in module-level monitoring
- Outdoor and indoor installation
- Fixed voltage inverter for longer strings
- Advanced safety feature - integrated arc fault protection

solaredge.com

solaredge

ARUN DISTRICT COUNCIL BN/8/23/CLP

Single Phase Inverter with HD-Wave Technology

for France, Spain, UK and Hong Kong

SE8000H, SE10000H

	SE8000H	SE10000H	
APPLICABLE TO INVERTERS WITH PART NUMBER	SExxxxH-XXXXXBXX4 (Inverters with SetApp Configuration)		
OUTPUT			
Rated AC Power Output	8000	10000	VA
Maximum AC Power Output	8000	10000	VA
AC Output Voltage (Nominal)	220/230		Vac
AC Output Voltage Range	184 - 264.5		Vac
AC Frequency (Nominal)	50/60 ± 5		Hz
Maximum Continuous Output Current	36.5	45.5	A
Total Harmonic Distortion (THD)	<3		%
Power Factor	1, adjustable -0.8 to 0.8		
Utility Monitoring, Islanding Protection, Configurable Power Factor, Country Configurable Thresholds	Yes		
INPUT			
Maximum DC Power	12400	15500	W
Transformer-less, Ungrounded	Yes		
Maximum Input Voltage	480		Vdc
Nominal DC Input Voltage	400		Vdc
Maximum Input Current	20.5	25.5	Adc
Reverse-Polarity Protection	Yes		
Ground-Fault Isolation Detection	600kΩ Sensitivity per Unit		
Maximum Inverter Efficiency	99.2		%
European Weighted Efficiency	99		%
Nighttime Power Consumption	< 2.5		W
ADDITIONAL FEATURES			
Supported Communication Interfaces	RS485, Ethernet, ZigBee (optional), Wi-Fi (optional), Cellular (optional)		
Smart Energy Management	Export Limitation		
Arc Fault Protection	Integrated, User Configurable (According to UL1699B)		
Inverter Commissioning	With the SetApp mobile application using built in Wi-Fi access point for local connection		
STANDARD COMPLIANCE			
Safety	IEC62109		
Grid Connection Standards	G83/1, G83/2, G59/3, RD661, RD1699, UTE C15-712		
Emissions	IEC61000-6-2, IEC61000-6-3, IEC61000-3-11, IEC61000-3-12		
INSTALLATION SPECIFICATIONS			
AC Output - Supported Cable Diameter	9-16		mm
AC - Supported Wire Cross Section	1-13		mm²
DC Input	3 x MC4 pair		
Dimensions (H x W x D)	360 x 370 x 185		mm
Weight	16.5		kg
Noise	< 50		dBA
Cooling	Natural Convection		
Operating Temperature Range	-40 to +60[1]		°C
Protection Rating	IP65 — Outdoor and Indoor		

[1] Full power up to at least 50°C. For power de-rating information refer to: https://www.solaredge.com/sites/default/files/se-temperature-derating-note.pdf

© SolarEdge Technologies Ltd. All rights reserved. SOLAREDGE, the SolarEdge logo, OPTIMIZED BY SOLAREDGE are trademarks or registered trademarks of SolarEdge Technologies, Inc. All other trademarks mentioned herein are trademarks of their respective owners. Date: 04/2019/V01/ENG for UK, FR, SP, HK. Subject to change without notice.

CE RoHS

ARUN DISTRICT COUNCIL BN/8/23/CLP

Power Optimizer

S440, S500

POWER OPTIMIZER



PV power optimization at the module level

- Specifically designed to work with SolarEdge residential inverters
- Superior efficiency (99.5%)
- Mitigates all types of module mismatch loss, from manufacturing tolerance to partial shading
- Faster installations with simplified cable management and easy assembly using a single bolt
- Detects abnormal PV connector behavior, preventing potential safety issues*
- Module-level voltage shutdown for installer and firefighter safety
- Flexible system design for maximum space utilization
- Compatible with bifacial PV modules

* Functionality subject to inverter model and firmware version

solaredge.com

solaredge

ARUN DISTRICT COUNCIL BN/8/23/CLP

Power Optimizer

S440, S500

	S440	S500	UNIT
INPUT			
Rated Input DC Power[1]	440	500	W
Absolute Maximum Input Voltage (Voc)	60		Vdc
MPPT Operating Range	8 - 60		Vdc
Maximum Short Circuit Current (Isc) of Connected PV Module	14.5		Adc
Maximum Efficiency	99.5		%
Weighted Efficiency	98.6		%
Overvoltage Category	II		
OUTPUT DURING OPERATION			
Maximum Output Current	15		Adc
Maximum Output Voltage	60		Vdc
OUTPUT DURING STANDBY (POWER OPTIMIZER DISCONNECTED FROM INVERTER OR INVERTER OFF)			
Safety Output Voltage per Power Optimizer	1		Vdc
STANDARD COMPLIANCE			
EMC	FCC Part 15 Class B, IEC61000-6-2, IEC61000-6-3, CISPR11, EN-55011		
Safety	IEC62109-1 (class II safety), UL1741		
Material	UL94 V-0, UV Resistant		
RoHS	Yes		
Fire Safety	VDE-AR-E 2100-712:2013-05		
INSTALLATION SPECIFICATIONS			
Maximum Allowed System Voltage	1000		Vdc
Dimensions (W x L x H)	129 x 153 x 30		mm
Weight (including cables)	655 / 1.5		gr / lb
Input Connector	MC4[2]		
Input Wire Length	0.1		m
Output Connector	MC4		
Output Wire Length	(+) 2.3, (-) 0.10		m
Operating Temperature Range[3]	-40 to +85		°C
Protection Rating	IP68 / NEMA6P		
Relative Humidity	0 - 100		%

(1) Rated power of the module at STC will not exceed the power optimizer Rated Input DC Power. Modules with up to +5% power tolerance are allowed
(2) For other connector types please contact SolarEdge
(3) For ambient temperature above +70°C / +158°F power de-rating is applied. Refer to Power Optimizers Temperature De-Rating Technical Note for more details

PV System Design Using a SolarEdge Inverter		Single Phase HD-Wave	Single Phase	Three Phase	Three Phase for 277/480V grid	
Minimum String Length (Power Optimizers)	S440, S500	8		16	18	
Maximum String Length (Power Optimizers)		25		50		
Maximum Nominal Power per String[4]		5700	5250	11250[5]	12750[6]	W
Parallel Strings of Different Lengths or Orientations		Yes				

(4) If the inverter's rated AC power is maximum nominal power per string, then the maximum power per string will be able to reach up to the inverter's maximum input DC power
Refer to: https://www.solaredge.com/sites/default/files/se-power-optimizer-single-string-design-application-note.pdf
(5) For the 230/400V grid: it is allowed to install up to 13,500W per string when the maximum power difference between each string is 2,000W
(6) For the 277/480V grid: it is allowed to install up to 15,000W per string when the maximum power difference between each string is 2,000W
(7) It is not allowed to mix S-series and P-series power optimizers in new installations

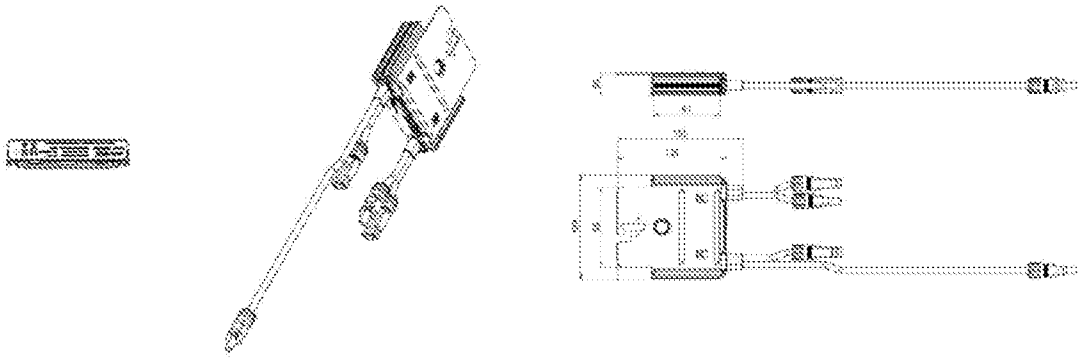

© SolarEdge Technologies, Inc. All rights reserved. SOLAREDGE, the SolarEdge logo, OPTIMIZED BY SOLAREDGE are trademarks or registered trademarks of SolarEdge Technologies, Inc. All other trademarks mentioned herein are trademarks of their respective owners. Date: 06/2021 DS-000052-1.0-ENG-NL. Subject to change without notice.

CE RoHS

ARUN DISTRICT COUNCIL BN/8/23/CLP

SolarEdge Energy Bank 10kWh Battery

For Europe



StorEdge

Optimized for SolarEdge StorEdge with HD-Wave technology inverters

- Maximized system performance, gaining more energy to store and use for on-grid and backup power applications
- Integrates with the complete SolarEdge residential offering, providing a single point of contact for warranty, support, training, and simplified logistics & operations
- DC coupled battery featuring superior overall system efficiency
- Scalable solution for increased power and capacity with multiple SolarEdge inverters and batteries
- Solar, storage, EV charging, and smart devices all monitored and managed by a single app to optimize solar production, consumption and backup power
- Wireless communication to the inverter, reducing wiring, labor and installation faults
- Simple plug and play installation, with automatic SetApp-based configuration
- Includes multiple safety features for battery protection at all times

* Backup application are subject to local regulation and may require additional components and firmware upgrade

solaredge.com

solaredge

ARUN DISTRICT COUNCIL BN/8/23/CLP

SolarEdge Energy Bank
10kWh Battery
For Europe

		BAT-10K1PS0B-01	
OUTPUT			
Total Energy		10300	Wh
Usable Energy (100% depth of discharge)		9700	Wh
Continuous Output Power		5000	W
Peak Output Power in Backup (for 10 seconds)		7500	W
Peak Roundtrip Efficiency		>94.5	%
Warranty(1)		10	years
Voltage Range		350-450	Vdc
ADDITIONAL FEATURES			
Compatible Inverters		StorEdge Single Phase Inverter with HD-Wave Technology; Single Phase Inverter with HD-Wave Technology(2)	
Battery per Inverter		Up to 3(3)	
Communication Interfaces		Wireless*	
STANDARD COMPLIANCE			
Certification	Cell	IEC 62619	
	Battery	IEC 62619, UN38.3	
Emissions		IEC61000-6-1, IEC61000-6-2, IEC61000-6-3	
INSTALLATION SPECIFICATIONS			
Dimensions (W x H x D)		790 x 1179 x 250	mm
Weight		121	kg
Mounting		Floor(4) or wall mount(5)	
Operating Temperature		-10 to +50	°C
Storage Temperature (more than 3 months)		-10 to +30	°C
Storage Temperature (less than 3 months)		-30 to +60	°C
Enclosure Protection		IP55 - indoor and outdoor	
Maximum Altitude		2000	m
Cooling		Natural convection	
Noise at 1m Distance		<25	dBA

* The SolarEdge Energy Bank is designed for use with SolarEdge Energy Net for wireless communication. The inverter might require a matching SolarEdge Energy Net Plug-in (more details below). Using RS485 could reduce the usable energy to 9500Wh.

(1) For warranty details please refer to the SolarEdge Energy Bank battery Limited Warranty.

(2) Requires supporting inverter firmware.

(3) Requires supporting inverter firmware. Installations with multiple SolarEdge Energy Bank batteries require a pair of branch connectors (DC + and DC -) per battery excluding the last battery.

(4) The floor stand is purchased separately. One floor stand is required per SolarEdge Energy Bank battery. Please refer to the Accessories' PN table below.

(5) Wall mount installation requires handles that should be purchased separately. Please refer to the Accessories' PN table below.

SolarEdge Energy Bank Battery – Accessories (purchased separately)	
Accessory	**PN**
Floor stand	IAC-RBAT-FLRSTD-01
Handles	IAC-RBAT-HANDLE-01
Branch connectors set (includes a pair of DC + and DC - connectors) Required for installations with multiple SolarEdge Energy Bank batteries with a single inverter	IAC-RBAT-RWYCBL-01
SolarEdge Energy Net Plug-in	Hyper link to SolarEdge Energy Net Plug-in Data Sheet

SolarEdge Energy Net Plug-ins	
Inverter Model	**Matching SolarEdge Energy Net Plug-in PN**
SolarEdge Energy Net-ready inverter with the following part number format: SE...-...BExx SE...-...BZxx SE...-...BXxx SE...-...BLxx **For example: SE7K-AUBTEBEU4**	ENET-xBNP-01
SetApp-enabled inverter Note: Plugs into the cellular socket Cellular plug-in or ZigBee plug-in cannot be installed in parallel	ENET-xBCL-01
SetApp-enabled LCD inverter **	ENET-xBRP-01

** A SolarEdge Energy Net ready Communication Board with LCD is needed.

© SolarEdge Technologies Ltd. All rights reserved. SOLAREDGE, the SolarEdge logo, OPTIMIZED BY SOLAREDGE are trademarks or registered trademarks of SolarEdge Technologies, Ltd. All other trademarks mentioned herein are trademarks of their respective owners. Date: 07/2021 DS-000051-1.4-EU. Subject to change without notice.

CE RoHS

ARUN DISTRICT COUNCIL BN/8/23/CLP

ACCESSORIES

solaredge

Energy Meter

with Modbus Connection

SE-WND-3Y400-MB-K2

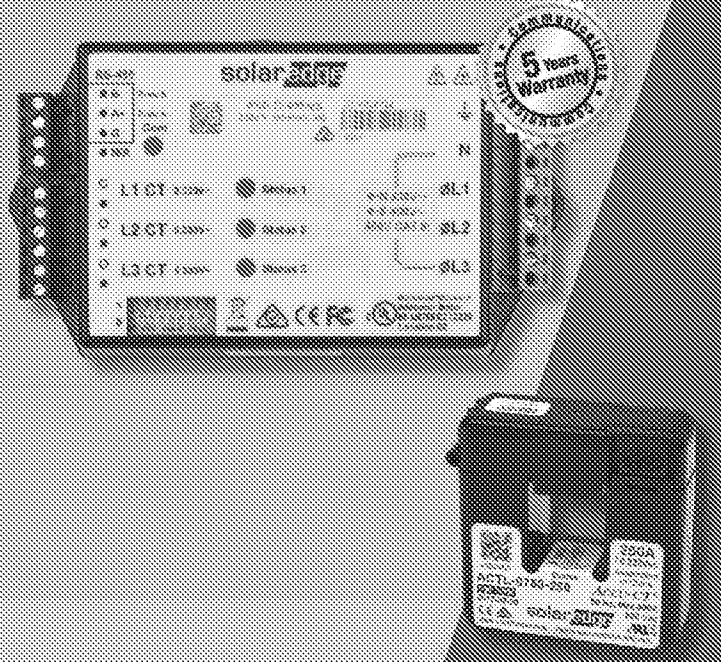

Energy Meter with Modbus Connection for SolarEdge Installations

- High accuracy meter readings for production/consumption monitoring
- Import/Export meter readings for export limitation functionality
- Small and easy to install - fits in standard electrical panel
- Supports residential, commercial and utility-size installations
- Support RS485 120Ω line termination

www.solaredge.com

ARUN DISTRICT COUNCIL BN/8/23/CLP

solaredge Energy Meter with Modbus Connection

SE-WND-3Y400-MB-K2

When ordering a meter, order current transformers as well:

CURRENT TRANSFORMER MODELS(*)	RATED RMS CURRENT	DIMENSIONS (INTERNAL / EXTERNAL)
SE-CTML-0350-070	70 A	9 x 8.5 mm / 42.4 x 30.5 mm
SE-ACT-0750-50	50 A	20 x 20 mm / 61 x 60.4 mm
SE-ACT-0750-100	100 A	
SE-ACT-0750-250	250 A	
SE-CTS-2000-1000	1000 A	50.8 x 50.8 mm / 121 x 127 mm

* One current transformer per phase; for other ratings contact SolarEdge

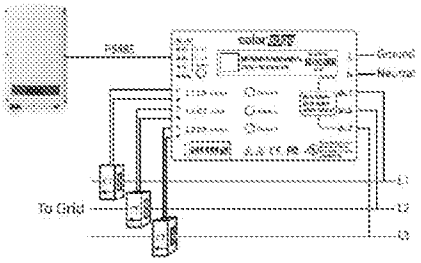

Current Transformer Dimensions

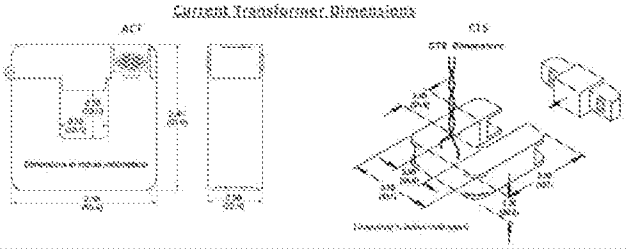

Meter Dimensions



	SE-WND-3Y400-MB-K2	UNITS
ELECTRICAL SERVICE		
Operating Voltage Range - Line to Neutral / Line to Line	184-264.5 / 320-460	Vac
AC Frequency	50/60	Hz
Grids Supported - Single Phase ; Three Phase[1]	L / N / PE ; L1 / L2 / L3 / N / PE	
Power Consumption (typ.)	1.8	W
COMMUNICATION		
Supported Communication Interfaces	RS485	
Response time	≤1[2]	sec
Default Device ID (Modbus)	3	
RS485 line termination	120	Ω
ACCURACY (@25°C, PF: 1)[3]		
1% - 100% of Rated CT Current	±1.0	%
STANDARD COMPLIANCE		
Safety	IEC 61010-1, CAN/CSA-C22.2 No. 61010-1-04, IEC 61010-1:2010 (3rd Edition)	
Immunity	EN 61326, EN 61000-4-2, EN 61000-4-3, EN 61000-4-4, EN 61000-4-5, EN 61000-4-6, EN 61000-4-11	
Emissions	FCC Part 15: Class B, CISPR11: 2009: Class B	
Export Limiting Schemes	Engineering Recommendation G.100, Issue 1 Amendment 1 2017 by ENA London UK	
INSTALLATION SPECIFICATIONS		
Dimensions (HxWxD)	85 x 153 x 38	mm
Weight	310	gm
Enclosure type	High impact, ABS and/or ABS/PC plastic UL 94V-0, IEC FV-0	
Operating Temperature Range	-40 to 75	°C
Relative Humidity (noncondensing)	5 - 90	%
Protection Rating	Indoor (Outdoor when installed in an outdoor enclosure)	
Mounting Type	DIN Rail / Wall mount	

[1] PE (Protective Earth) connection is not required for meter operation
[2] When meter is connected at grid connection point, and when RS485 is used for multiple inverters
[3] Using SE-ACTL-0750 CT models

RoHS CE

NAPIT KNX PROFESSIONALS RECC CEDIA MEMBER TRUSTMARK MCS CERTIFIED Control DEALER