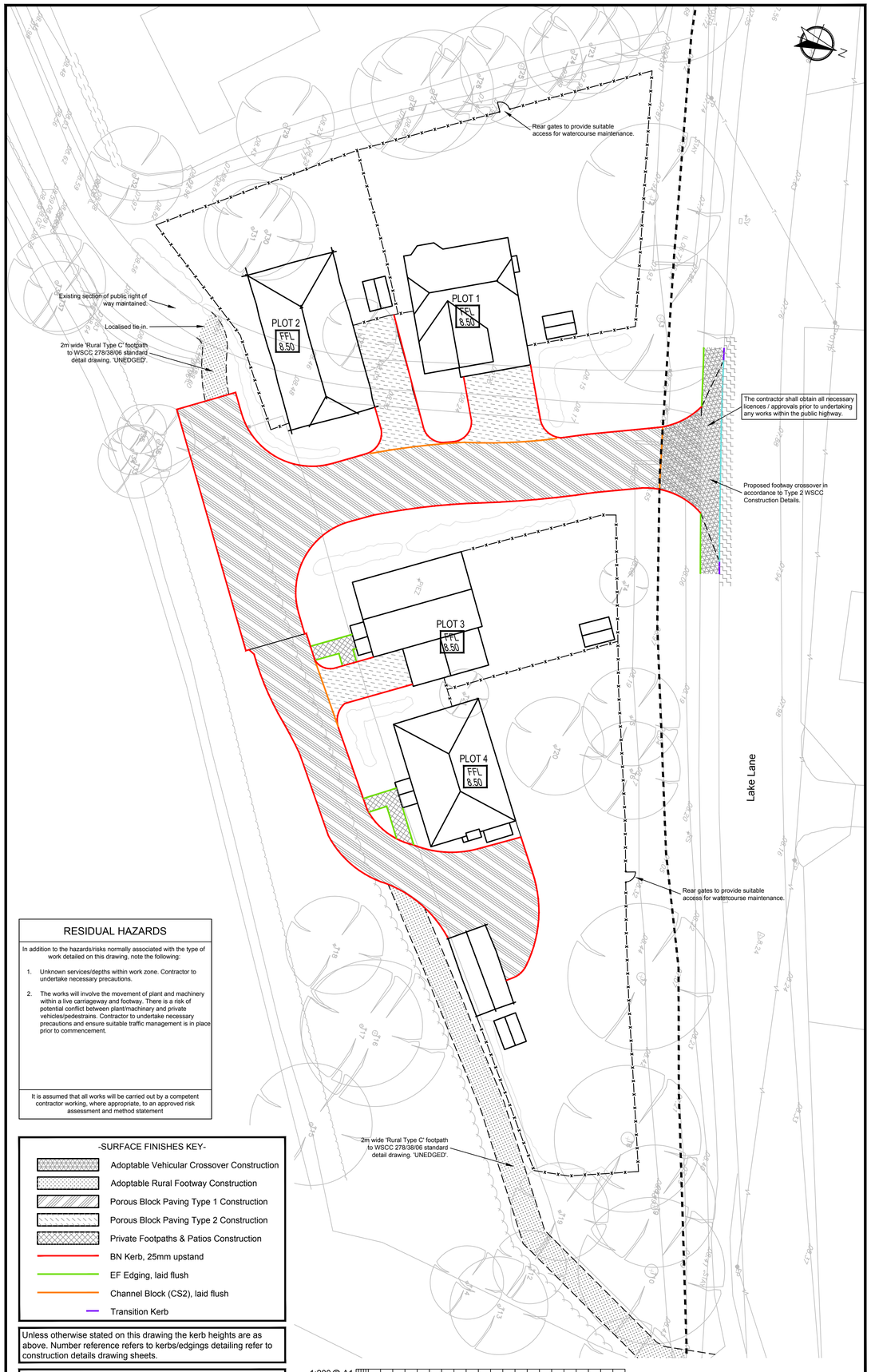

SURFACE FINISHES 1:200

RESIDUAL HAZARDS

In addition to the hazards/risks normally associated with the type of work detailed on this drawing, note the following:

1. Unknown services/depths within work zone. Contractor to undertake necessary precautions.
2. The works will involve the movement of plant and machinery within a live carriageway and footway. There is a risk of potential conflict between plant/machinary and private vehicles/pedestrains. Contractor to undertake necessary precautions and ensure suitable traffic management is in place prior to commencement.

It is assumed that all works will be carried out by a competent contractor working, where appropriate, to an approved risk assessment and method statement

-SURFACE FINISHES KEY-

- Adoptable Vehicular Crossover Construction
- Adoptable Rural Footway Construction
- Porous Block Paving Type 1 Construction
- Porous Block Paving Type 2 Construction
- Private Footpaths & Patios Construction
- BN Kerb, 25mm upstand
- EF Edging, laid flush
- Channel Block (CS2), laid flush
- Transition Kerb

Unless otherwise stated on this drawing the kerb heights are as above. Number reference refers to kerbs/edgings detailing refer to construction details drawing sheets.

Landscaping by others.

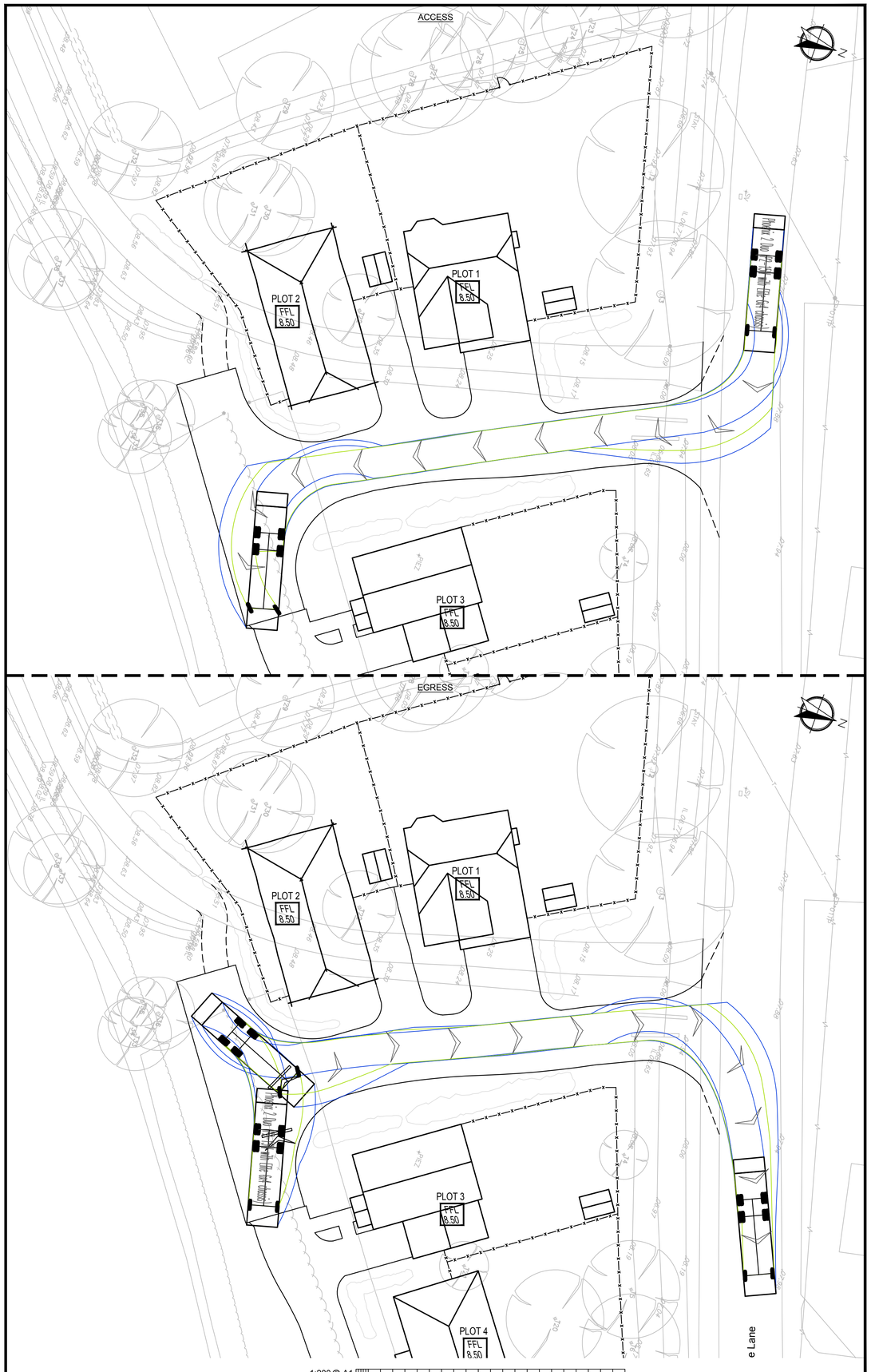

VEHICLE TRACKING 1:200

NOTES

A1

1. This drawing is to be read in conjunction with all other RGP drawings, and with all relevant Architect's and Engineer's drawings and specification. Any discrepancies found are to be reported immediately to the Engineer.
2. RGP accepts no responsibility for inaccuracies in data provided by third parties such as topographic surveys or Ordnance Survey mapping.
3. Do not scale, work to figured dimensions only. All dimensions are in millimeters unless noted otherwise and all levels are in metres from the topographic survey datum.
4. Any information given regarding existing underground services is given in good faith after consultation with the relevant authority, however accuracy is not certain. The main contractor is responsible for checking all information on site prior to work commencing and taking due care whilst undertaking the works.
5. All dimensions to be checked on site. All details and dimensions relating to sub-contractors work must be checked and agreed between the sub-contractor or supplier and the general contractor.
6. The electronic information from this drawing can not be guaranteed as dimensionally drawn exact. Figured dimensions must be used for setting out and detailing. RGP logos and company information must be removed from copies if information is re-used.
7. The main contractor is responsible for the design of all temporary works, and is also responsible for the safe maintenance and stability of existing buildings at all times.
8. The main contractor is responsible for dealing with all occurrences of ground water during the construction period.
9. The contractor must comply with all current legislation relating to health & safety.
10. All products specified shall be installed in strict accordance with the manufacturers recommendations and instructions. If there are discrepancies between that information and the details on any RGP drawings, the manufacturers instructions must be used.

VEHICLE PROFILE:

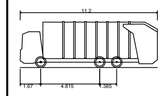

Phoenix 2 Duo (P2-15W with Elite 6x4 chassis)

Overall Length	11.200m
Overall Width	2.530m
Overall Body Height	3.751m
Min Body Ground Clearance	0.304m
Track Width	2.500m
Lock-to-lock time	4.00s
Curb to Curb Turning Radius	9.500m

SUPPORTING DRAWINGS:

Drg No.	Drg Title.
002	Engineering Layout
003	Surface Finishes & Vehicle Tracking
004	Construction Details Sht 1
005	Construction Details Sht 2
006	Construction Details Sht 3

Rev.	Date	Amendments	Drawn	Appr.
A	09/09/2016	New Architect's Layout	RAA	MJA
-	23/08/2016	Original Issue	RAA	MJA

rgp Design

Transport Planning and Infrastructure Design Consultants
Metro House, Northgate, Chichester, West Sussex, PO19 1BE
Tel: 01243 410418 Fax: 01483 861682 **www.rgp.co.uk**

Client
Seaward Properties Limited

Project
Land East of Toll Cottage, Lake Lane, Barnham, West Sussex, PO22 0AD

Drawing Title
Surface Finishes and Vehicle Tracking

Scale	Drawn By	Checked By	Approved By
1:200	RAA	MJA	MJA

Date	Drawing No.	Rev.
August 2016	2015-D1042-003	A

ARUN DISTRICT COUNCIL: EN/5/218/DOC