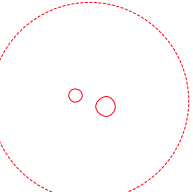
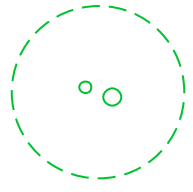





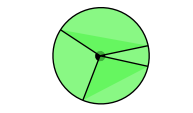







- Landscaping Key:**
-  Tree to be removed.
 -  Magnolia tree to be retained.
Pruned back prior to works commencing on site.
 -  Existing hedge to be retained.
Cut & prune back as required.
 -  Existing Tree & Vegetation Screen.
To be left during construction, and removed following completion of works to allow for new screening/ landscaping scheme.
 -  Existing Tree & Vegetation Screen.
To be removed prior to works commencing on site. New screening/ landscaping scheme to replace.
 -  Carpinus Betulus Screen Hedging
Planted as RB 200-250cm high. Density to be confirmed on site.
 -  Prunus Lusitanica or Similar Hedging
Planted as 60-100cm high in front of post & rail fence. Evergreen hedge for year around screening.
 -  Carpinus Betulus - Standard Tree
Plant standard trees to front drive. To be 20-25cm girth or similar.
 -  Prunus Lusitanica - **Evergreen** Standard Tree
Plant standard trees to LHS of house to screen neighbouring property.
 -  1.2m Timber Post & Rail Fence
 -  1.8m Timber Closeboard Fence



**Proposed Screening
Soft Landscaping Plan**

A Block Plan - Soft Landscaping
01 Scale: 1:200 @ A2

