Manhole Number / Coordinates	Cover Level / Depth To Soffit	Connections	Pipe: Code	Pipe: Inverts	Pipe: Diams	Manhole Size	Types: Manhole	Types: Cover
F1 E. 496375.189 N. 104001.269	8.726 1.376	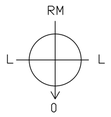	0	1.000	7.200	150	1500	B	D400
F2 E. 496389.122 N. 104037.695	8.892 1.802	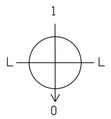	1 0	1.000 1.001	6.940 6.940	150 150	1500	B	D400
F3 E. 496406.256 N. 104082.005	9.046 2.276	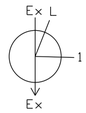	1 Ex	1.001 1.002	6.620 6.620	150 150	1200	B	D400
F4 E. 496381.121 N. 104090.4871	8.520 1.879	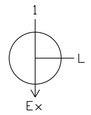	Ex	1.002	6.491	150	EXISTING		
F10 E. 496371.016 N. 103943.197	8.470 1.620	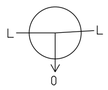	0	1.000	6.700	150	1200	B	D400
F11 E. 496372.502 N. 103951.860	8.631 1.841	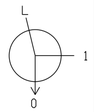	1 0	1.000 1.001	6.640 6.640	150 150	1200	B	D400
F12 E. 496344.525 N. 103956.583	8.526 1.926	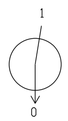	1 0	1.001 1.002	6.450 6.450	150 150	1200	B	D400
F13 E. 496334.525 N. 103956.646	8.422 1.892		1 0	1.002 1.003	6.380 6.380	150 150	1200	B	D400
F14 E. 496329.525 N. 103944.106	8.452 2.012		1	1.003	6.290	150	PUMPING STATION		

Manhole Number / Coordinates	Cover Level / Depth To Soffit	Connections	Pipe: Code	Pipe: Inverts	Pipe: Diams	Manhole Size	Types: Manhole	Types: Cover
S3 E. 496406.974 N. 104076.971	9.088 1.008	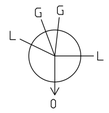	0	1.002	7.780	300	1500	B	D400
S4 E. 496390.413 N. 104034.699	8.898 1.002	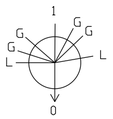	1 0	1.002 1.003	7.596 7.596	300 300	1500	B	D400
S5 E. 496375.757 N. 103996.367	8.736 1.011	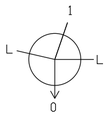	1 0	1.003 1.004	7.425 7.425	300 300	1500	B	D400
S6 E. 496374.668 N. 103963.579	8.790 1.199	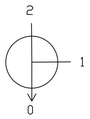	1 2 0	4.002 1.004 1.005	7.366 7.291 7.216	225 300 375	1500	B	D400
S7 E. 496374.231 N. 103953.126	8.641 1.083	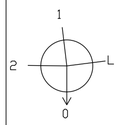	1 2 0	1.005 5.002 1.006	7.183 7.258 7.108	375 300 450	1800	B	D400
S8 E. 496369.402 N. 103922.978	8.250 1.067	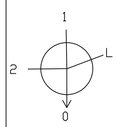	1 2 0	1.006 7.000 1.007	7.033 7.033 7.033	450 450 150	1500 FLOW CONTROL	B	D400
S8A E. 496349.602 N. 103926.234	8.250 0.710		1 0	 10.000	7.090 7.090	450 450	1500	B	D400
S32 E. 496386.661 N. 103963.160	8.612 0.947	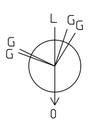	0	7.002	7.440	225	1500	B	D400
S42 E. 496346.134 N. 103957.899	8.577 0.902	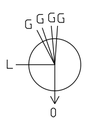	0	8.002	7.375	300	1500	B	D400

NOTES

1. Contractors must check all dimensions on site. Only figured dimensions are to be worked from. Discrepancies must be reported to the Architect or Engineer before proceeding.
© This drawing is copyright.

2. Until technical approval has been obtained from the relevant authorities, all drawings are issued as preliminary and not for construction. Should the Contractor commence site work prior to approval being given it is entirely at his own risk.

3. All adoptable drainage shall conform to the Design and Construction Guide for Developers, Sewers for Adoption 6th Edition published by the WRC PLC and any Southern Water services additions and deletions.

SAFETY, HEALTH AND ENVIRONMENTAL

In addition to the hazards, risks normally associated with the type of work detailed on this drawing, note the following significant risks and information.

Construction:

1. The Contractor should make all necessary enquiries and take all necessary measures to identify the location of existing utilities running through the site. This includes the foul sewer located to the north and rising main to the middle of the site crossing east to west.

2. Unacceptable concentrations of arsenic have been located within the site which will require further testing to determine the extent and appropriate licenced disposal.

For information relating to end use, maintenance, demolition, see the health and safety file.

It is assumed that all works will be carried out by a competent Contractor, where appropriate, to an approved method statement.

REV	DESCRIPTION	DRN	CHD	DATE
B	Pipe numbers changed	CLS	JGF	06-08-20
A	S32 Manhole changed	CLS	JGF	07-02-20

■ PRELIMINARY ☐ INFORMATION ☐ TENDER
☐ CONSTRUCTION ☐ AS BUILT

SCALE NTS @ A2 DATE JULY 2019

DRAWN SD CHK JGF

DRAWING NO. 17748-BARN-5-720 REV B

TITLE YAPTON ROAD BARNHAM

DETAILS MANHOLE SCHEDULES

Woods Hardwick
Architecture | Engineering | Planning | Surveying

BEDFORD : HEAD OFFICE
15-17 Goldington Road
Bedford MK40 3NH
T: +44 (0) 1234 268862

BIRMINGHAM
Fort Dunlop, Fort Parkway
Birmingham B24 9FE
T: +44 (0) 121 6297784

ONLINE: mail@woodshardwick.com | woodshardwick.com

PLEASE CONSIDER THE ENVIRONMENT BEFORE PRINTING THIS DRAWING