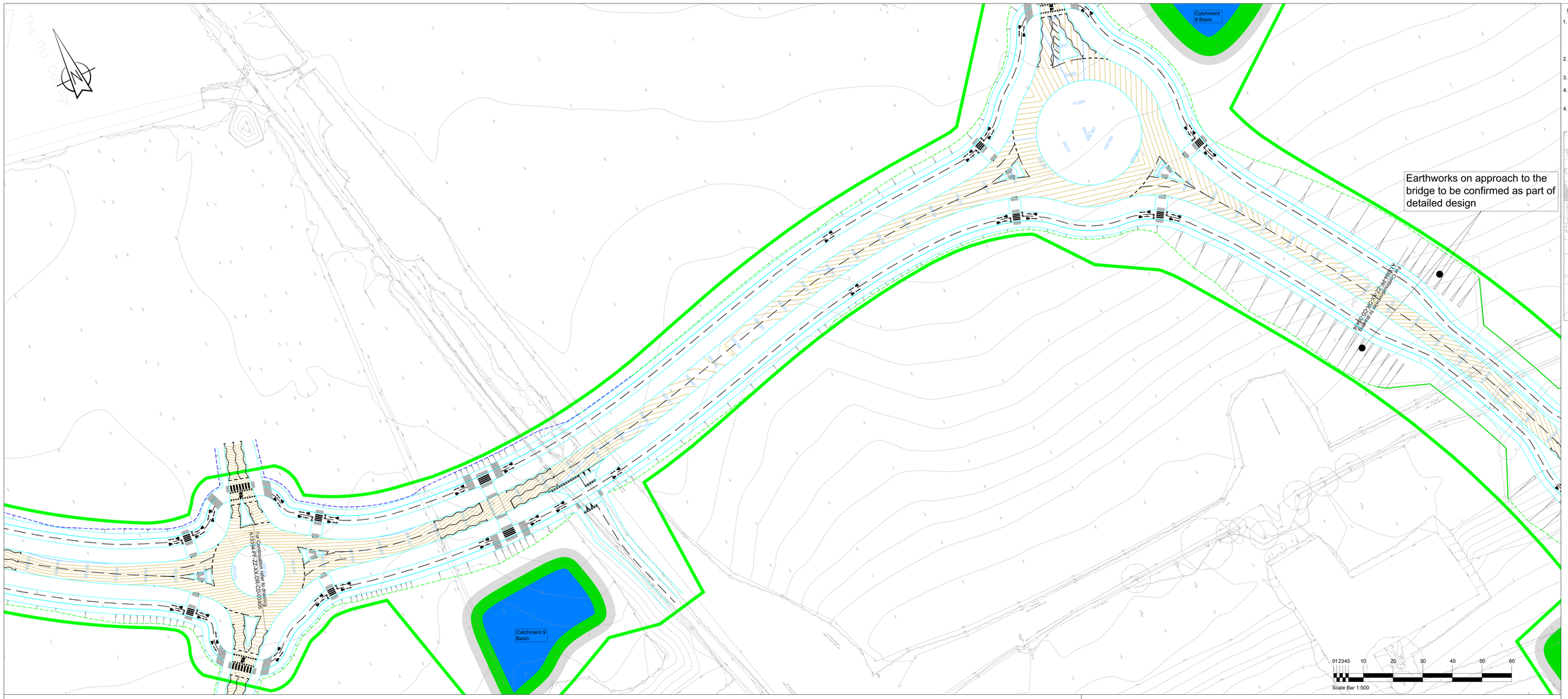

NOTES:

1. Where the Contractor undertakes or engages a third party to undertake temporary works design, or varies the Pell Frischmann design in any way, then the Contractor will take full responsibility and liability for all design aspects, including a Design Risk Assessment. The Contractor shall inform Pell Frischmann of any proposed variances to the design.
2. This drawing shall be read in conjunction with all other Electrical, Mechanical, Public Health & Architectural Drawings & The Specification.
3. Topographical Information was provided by 3D Engineering Surveys and Pell Frischmann will not be held liable for any inaccuracies.
4. Barnham Road Roundabout and Northern Link Road designed by WSP, Pell Frischmann will not be held liable for any inaccuracies contained within this section.
4. Partial Western Link Road designed by CALA, Pell Frischmann will not be held liable for any inaccuracies contained within this section.

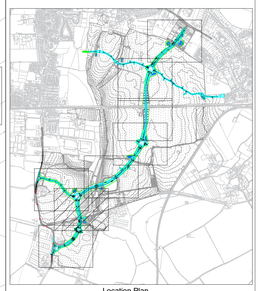

Location Plan

KEY:

- DETAILED PLANNING APPLICATION BOUNDARY
- EARTHWORKS BOUNDARY - IN FILL
- EARTHWORKS BOUNDARY - IN CUT
- PROPOSED KERBS & Edgings
- MAJOR CONTOUR (0.5m Intervals)
- MINOR CONTOUR (0.1m Intervals)
- 240.00 CHAINAGE

KEY: LONGSECTIONS

- EXISTING GROUND PROFILE
- PROPOSED CARRIAGEWAY PROFILE

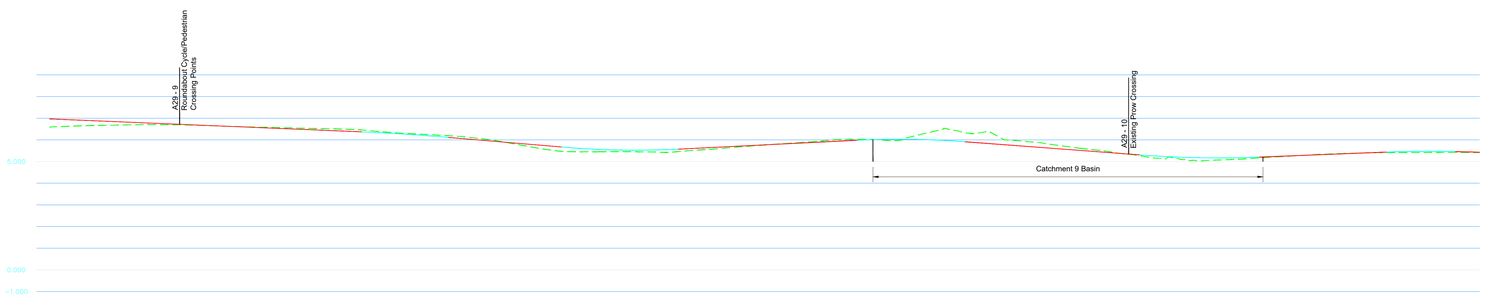

MC03

CHAINAGE	0.000	20.000	40.000	60.000	72.057	80.000	90.000	92.057	100.000	108.518	118.159	120.000	130.000	135.218 LP	140.000	143.261	143.072	160.000	180.000	186.355	190.000	195.134	196.210 HP	200.000	210.000	211.339	220.000	240.000	251.544	260.000	269.699	270.000	279.141	280.000	300.000	308.525	310.000	318.241 HP	320.000	324.414
EXISTING GROUND LEVEL	6.595		6.698	6.636	6.520	6.327			6.046		5.455				5.440			5.689	5.984			6.197				6.029		5.560		5.136			5.178		5.377			5.415		
ALIGNMENT LEVEL	6.968		6.801	6.635	6.468	6.368	6.288	6.148	6.114	5.978	5.669	5.639	5.537	5.523	5.535	5.572		5.719	5.916	5.978	6.008	6.027	6.020		5.932	5.913	5.782	5.479	5.304	5.206	5.167	5.167	5.204	5.211	5.368	5.435	5.445	5.474	5.472	5.458

VERTICAL ALIGNMENT			G= -0.833% 1: -120.0				L= 20.000 MV= -4.36437 K= 22.91283		G= -1.706% 1: -58.6				K= 10 MV= 10.0 L= 26.913					G= 0.985% 1: 101.5				L= 24.983 MV= -10.0 K= 10				G= -1.513% 1: -66.1					K= 12.346554 MV= 8.33333 L= 27.598				G= 0.787% 1: 127.1				L= 15.889 MV= -8.09943 K= 15		
HORIZONTAL ALIGNMENT					R= 360.000											L= 36.743			L= 51.873																						

Scale V: 1:200
H: 1:500

A29 Link String MC03

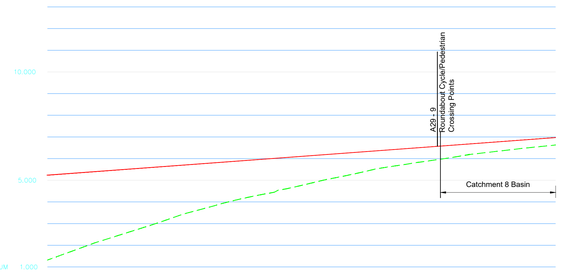

MC02

CHAINAGE	720.000 720.874	740.000	757.617 760.000	780.000	800.000	820.000	837.275
EXISTING GROUND LEVEL	1.378	2.738	3.965	4.828	5.645	6.234	6.595
ALIGNMENT LEVEL	5.238	5.533	5.828	6.123	6.418	6.713	6.968
VERTICAL ALIGNMENT	G= 1.722% 1: 58.1						
HORIZONTAL ALIGNMENT		L= 36.743					

Scale V: 1:200
H: 1:500

A29 Link String MC02

REV	DESCRIPTION	DRN	CHK	APP	DATE
P08	Details amended following comments from WSCC 28th March 2023	KM	TM	TM	12.05.23
P07	Details amended following comments from WSCC 11th November 2022	KM	TM	TM	30.01.23
P06	Additional details added in accordance with WSCC comments June 2022	KM	TM	TM	26.07.22
P05	Client Reference Updated	KM	TM	TM	10.01.22
P04	Client Reference Updated	KM	TM	TM	05.11.21
P03	Levels amended over Lidsey Rife	KM	TM	TM	05.10.21
P02	Levels and Earthworks amended to new alignment	KM	TM	TM	27.08.21
P01	Levels and Earthworks amended	KM	TM	TM	17.06.21

Pell Frischmann
5th Floor, 85 Strand London WC2R 0DW
Telephone +44 (0)20 7486 3661
Email: pflondon@pellfrischmann.com
www.pellfrischmann.com

Client
CC Projects
Ashmarden Ltd
Hanbury (PM) Ltd

Project
BEW Parcel SC1

Drawing Title
A29 Link Road
Earthworks and Construction Extents
Sheet 6 of 8

	Name	Date	Scale	1:500 @ A0
Drawn	ZB	May 2021	File No.	A13394-PF-ZZ-XX-DR-CD-00400 - 00407 P08.dwg
Designed	ZB	May 2021		
Checked	KM	May 2021	Drawing Status	Preliminary
Approved	TM/JL	May 2021		

Drawing No.
A13394-PF-ZZ-XX-DR-CD-00405

Revision
P08

P:\133--\A13394-\A4 Barnham Eastergate Westergate\50 Drawings\01 CAD\Design Drawings\Design Drawings\A13394-PF-ZZ-XX-DR-CD-00400 - 00407 P08.dwg Plotted on 04/05/23 at 14:10 by KMcDonald

WARNING: DIMENSIONS CANNOT BE SCALED FROM THIS DRAWING