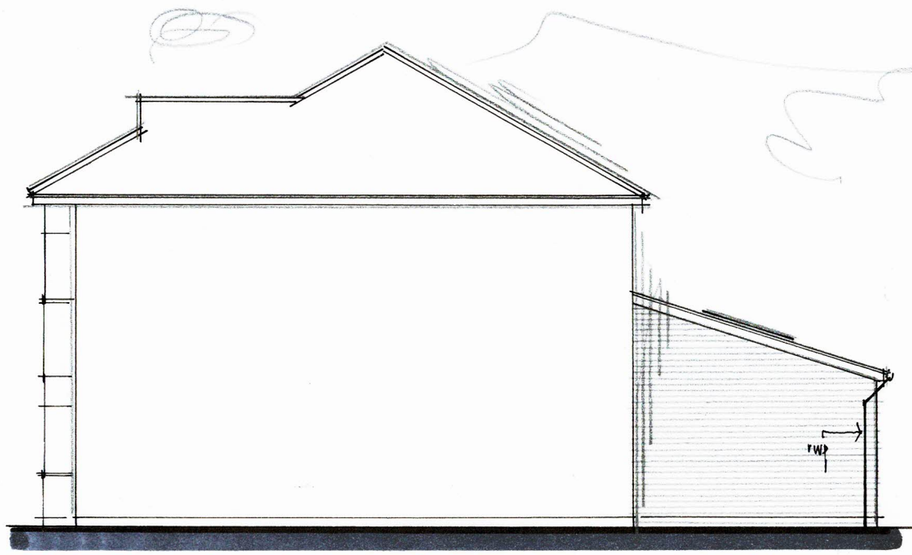

SIDE (s/w) ELEVATION 1:100 @ A3

0 1 2 3 4 5m
metres



REAR (s/e)

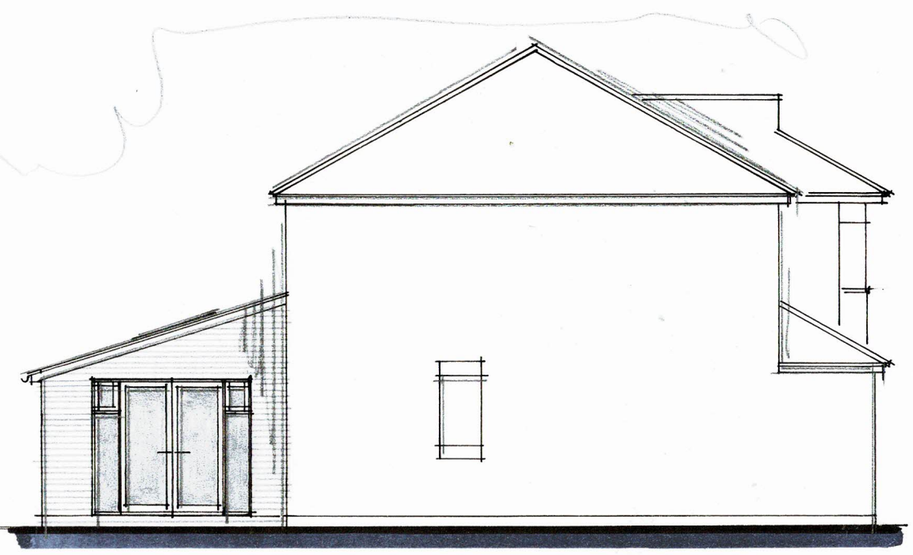

SIDE (n/e)

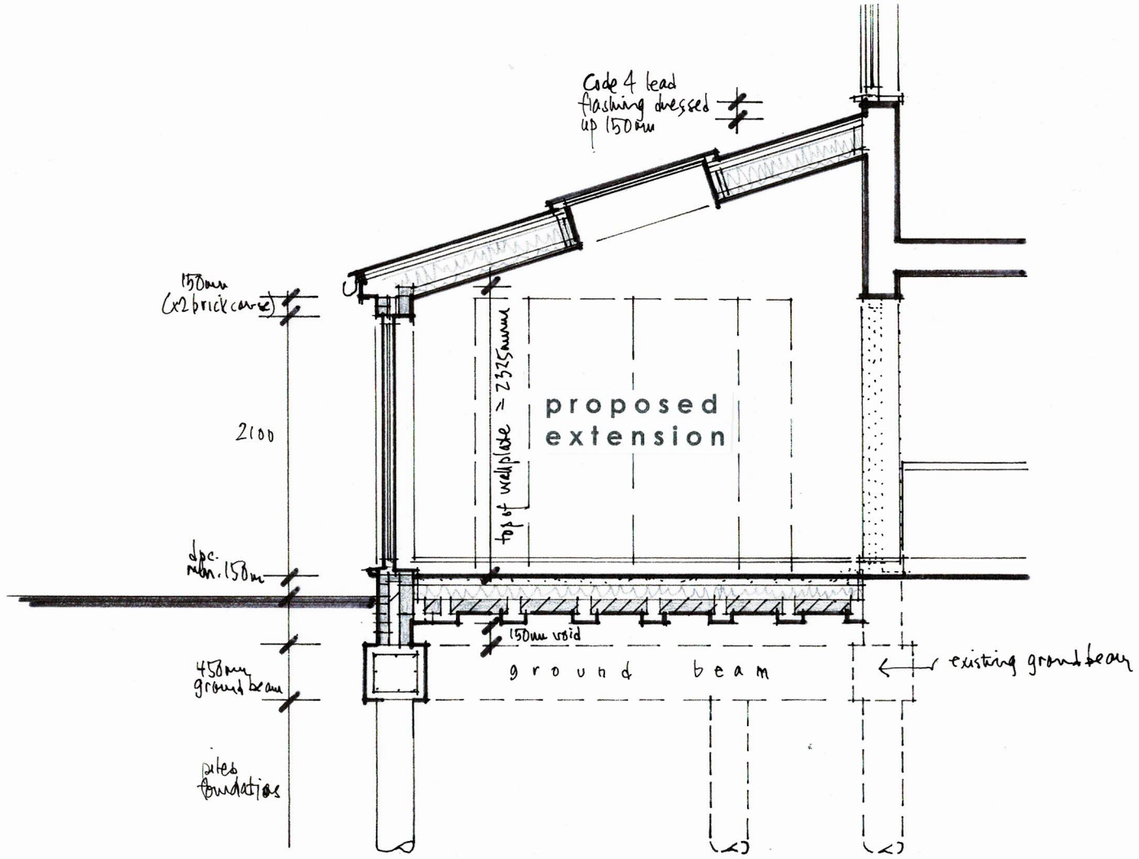

SECTION A-A 1:50

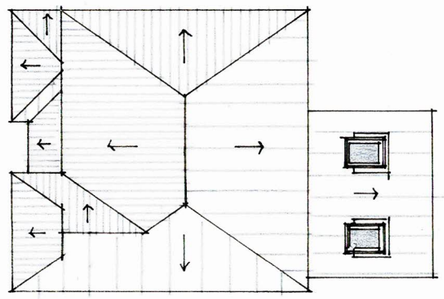

ROOF PLAN 1:200

Figured dimensions to take precedence over scaled dimensions. The contractor is to verify all dimensions on site before commencing any works.

Any discrepancies whatsoever to be brought to the attention of the client immediately.

The copyright of this drawing is reserved and the drawing must not be disclosed without authority.

Project

17 BATESON WAY, BARNHAM

Proposed single storey rear extension

Client

Mr M Sleet & Ms T McMahon

Drawing no. **BH/BSW/04**

Scale **AS SHOWN** | Date **July 2022**

Drawn By **WG**

WAYNE GANDER MCIAT
Chartered Architectural Technologist
98 Durrington Lane
WORTHING
West Sussex
BN13 2RQ
Tel 07808 887896
Email - waynegander08@gmail.com

ARUN DISTRICT COUNCIL BN/106/22/HH