



Flood Risk Assessment and
Drainage & SUDs Strategy
In support of Residential Development at

Regal House
Shripney Road
Bognor Regis
PO22 9NP

Luke Shaw
September 2024
Revision [0]
Job No: 5871



Regal House
Shripney Road
Bognor Regis, PO22 9NP

Contents

| | |
|--|----|
| Amendments..... | 2 |
| References | 2 |
| Introduction | 3 |
| Development Description and Location | 3 |
| Development Classification | 3 |
| Sequential Test..... | 3 |
| Definition of the Flood Hazard | 5 |
| Probability | 7 |
| Climate Change | 7 |
| Detailed Development Proposals | 7 |
| Flood Risk Management Measures | 8 |
| Off Site Impacts | 8 |
| Residual Risks | 8 |
| Drainage Strategy | 9 |
| Existing Drainage | 9 |
| Site Geology | 9 |
| Infiltration Testing | 9 |
| Topography | 9 |
| Ground Water | 9 |
| Design Objective..... | 10 |
| Development Drainage Proposals | 10 |
| Surface Water Drainage | 10 |
| Water Quality | 11 |
| Foul Water Drainage | 12 |
| Residual Flood Risk..... | 13 |
| Future Maintenance..... | 13 |
| Permeable Paved Areas..... | 13 |
| Maintenance of Gullies and Catch pits..... | 14 |
| Conclusion | 15 |
| Appendices..... | 16 |



Regal House
Shripney Road
Bognor Regis, PO22 9NP

Amendments

| Revision | Date | Description |
|----------|--------------------------------|----------------|
| 0 | 9 th September 2024 | Planning Issue |

References

| Reference | Title |
|-----------|--|
| A | CIRIA Publication 753 – The SUDS Manual (2015) |
| B | Sewers for Adoption 7 th Edition (Wrc 2012) |
| C | Part H of the Building Regulations (2015) |
| D | The Soakaway Design Guide (KCC 2000) |
| E | Planning Practice Guidance (2016) |
| F | West Sussex Sustainable Drainage Design (2020) |
| G | RSPD Sequential Test at Regal House (2024) |



Regal House
Shripney Road
Bognor Regis, PO22 9NP

Introduction

This Flood Risk Assessment and Drainage Strategy has been developed in support of a planning application for a scheme of up to 7 new residential dwellings, located at Regal House, Shripney Road, Bognor Regis, PO22 9NP. This document aims to identify any flood risk areas, offering suggested mitigation where appropriate and outline the methods of drainage available for the Surface Water and Foul Water Drainage. A Location Plan and layout of the proposed scheme has been included within the appendices of this document.

Development Description and Location

The development proposal is for the erection of 7 new residential dwellings, situated on Shripney Road, Bognor Regis, PO22 9NP which is in the County of West Sussex.

The location of the proposed site is at grid reference 493916, 101969 as shown in the location plans in the appendices.

Development Classification

The flood risk vulnerability classification for this type of development in this location is considered as More Vulnerable which is defined in Table 2 of the Technical Guidance to the National Planning Policy Framework.

Sequential Test

As set out in the National Planning Policy Framework, the aim of the Sequential Test is to direct new development to areas with the lowest probability of flooding. The starting point to the Sequential Test is the Flood Zones, which can be seen in the appendices. The map key clearly shows Zones 2 and 3, whereas Zone 1 is the remainder of the land not hatched.

These flood zones refer to the probability of river and coastal flooding, ignoring the presence of any existing flood defences.



Regal House
 Shripney Road
 Bognor Regis, PO22 9NP

The Strategic Flood Risk Assessments and Surface Water Management Plans for West Sussex County Council, refines the information on the probability of flooding and also takes into account other sources of flooding which have been assessed in more detail further into this flood risk assessment.

The proposed development is situated within Zone 1, 2 & 3, and is classified as More Vulnerable in accordance with Table 2 of the Technical Guidance to the National Planning Policy Framework.

Following an assessment of Table 3 of the Technical Guidance to the National Planning Policy Framework, it states that development in this situation, would require an exception test, as seen in the table below:

Table 3: Flood risk vulnerability and flood zone ‘compatibility’

| Flood risk vulnerability classification (see table 2) | | Essential infrastructure | Water compatible | Highly vulnerable | More vulnerable | Less vulnerable |
|---|-------------------------------|--------------------------|------------------|-------------------------|-------------------------|-----------------|
| Flood zone (see table 1) | Zone 1 | ✓ | ✓ | ✓ | ✓ | ✓ |
| | Zone 2 | ✓ | ✓ | Exception Test required | ✓ | ✓ |
| | Zone 3a | Exception Test required | ✓ | * | Exception Test required | ✓ |
| | Zone 3b functional floodplain | Exception Test required | ✓ | * | * | * |

Key: ✓ Development is appropriate.
 * Development should not be permitted.

If the application of the Sequential Test is not possible to comply with, a site-specific flood risk assessment must demonstrate that the development will be safe for its lifetime taking account of the vulnerability of its users, without increasing flood risk elsewhere, and, where possible, will reduce flood risk overall.

As parts of the development are flood zone 1, 2 & 3, a sequential test would be required. This has been submitted as a separate report.



Regal House
Shripney Road
Bognor Regis, PO22 9NP

It should be clarified however, that all proposed dwellings are actually positioned entirely within Flood Zone 1, Flood Zone 2 only affects a small part of the green open space, where Flood Zone 3 is limited to the existing watercourse and does not encroach onto the development or green space land.

On the basis that all dwellings are positioned in Flood Zone 1, sequentially, this should be deemed as acceptable. However, for completeness a sequential test has been undertaken, which is annexed to this report.

In respect of the exception test, it should be demonstrated that the development will be safe for the lifetime of the development. As the dwellings are positioned in Flood Zone 1, minimal flood mitigation is required (See Flood Risk Management Measures on Page 7).

The second part of the Exception Test discusses the sustainability benefits of the site that outweigh the flood risk shown on the site, which would be elaborated on the design & access statement. It should be noted however, that this development provides much needed housing in this area of West Sussex and the flood risk associated with the proposed development does not present a high enough flood risk that should outweigh the need for housing in this part of the district.

Definition of the Flood Hazard

For the preparation of this Flood Risk Assessment, it is necessary to consider all of the potential sources of flooding and how this may affect the site. A checklist has been provided below to help identify these areas which can be discussed in greater detail in this section.



Regal House
Shripney Road
Bognor Regis, PO22 9NP

| Possible Source of Flooding | Applicable to this Site? |
|---|-------------------------------------|
| Fluvial Flooding from nearby rivers or streams | <input checked="" type="checkbox"/> |
| Coastal Flooding | <input type="checkbox"/> |
| Surface Water Runoff from the Site, Adjacent or Nearby Land | <input type="checkbox"/> |
| Flooding from Surface Water Sewers | <input type="checkbox"/> |
| Flooding from Foul Water Sewers | <input type="checkbox"/> |
| Flooding from Reservoirs | <input type="checkbox"/> |
| Flooding from Groundwater | <input type="checkbox"/> |
| Flooding from other Sources | <input type="checkbox"/> |

A risk from fluvial flooding is shown on the flood maps for planning, from a nearby river to the East of the application site. However, after reviewing this alongside the base plan for the site, it is clear that only a small section of the proposed dwellings are within flood zone 2 and not flood zone 3.

Flood maps for the site show flood zones 1, 2 & 3, however, it should be noted that Flood Zones 2 & 3 are only located on the fringes of the Water course at the Eastern boundary. No dwellings or garden amenities fall within either of these Flood zones.

There are no risks of coastal flooding at the proposed site.

Surface water flooding maps have been checked (also contained in the appendices) and there are no risks of surface water flooding identified from on or off-site sources.

There is a public foul sewer that runs past the entrance to the site, but this is not considered a risk to the proposed site.

When checking the flood maps for planning in relation to reservoir flooding, this also confirms there is no risk to the development site.

Following a review of a local borehole record which states the water was not struck within the 5m borehole, it is unlikely that groundwater flooding would occur on this site. The nearby watercourse will also regulate the levels of the ground water on the development.



Regal House
Shripney Road
Bognor Regis, PO22 9NP

Probability

Sections of the proposed development is situated within Zones 1, 2 & 3 which can be seen in the Flood Map for Planning, contained in the appendices.

West Sussex District Council have prepared a Strategic Flood Risk Assessment which refines the information provided by the Environment Agency and gives an overview of the flood risk in the district.

Based on the information provided in both the Flood Maps for Planning and the Strategic Flood Risk Assessment which shows the majority of the development site to be in flood Zone 1, the probability of a flood event at the Eastern Boundary may be taken as Zone 2/3.

Flood Zone 2 – Land having a 1% – 0.1% annual probability of flooding from rivers, and a 0.5%–0.1% annual probability of flooding from the sea.

Flood Zone 3 - Land having a 1% or greater annual probability of river flooding; or Land having a 0.5% or greater annual probability of sea.

Climate Change

More recent guidelines have been published by the Environment Agency for new flood risk assessments, which suggests regional climate changes. Climate change adjustments have been included in the rainfall calculations in accordance with West Sussex County Council SUDS design requirements.

Detailed Development Proposals

The development proposal is for the erection of 7 new residential dwellings, situated on Shripney Road, Bognor Regis, PO22 9NP which is situated within the district of West Sussex.

The land at Regal House is previously un-developed land therefore treated as Greenfield. This site will require a sufficient surface water strategy to deal with surface water runoff and manage it in accordance with the hierarchy of SUDS.



Regal House
Shripney Road
Bognor Regis, PO22 9NP

Further commentary of the scheme's drainage is discussed in more detail in the drainage strategy section of this document.

Plans of the proposed development are shown in the appendices.

Flood Risk Management Measures

In order to effectively manage any site-specific flood risk, it may be necessary to introduce mitigation measures to help eliminate or reduce the impact of potential flooding.

There are various methods and systems available to protect any new buildings from flooding, if there were any issues relating to overland flow.

Although this site is predominately in flood zone 1 with small areas of open green space in flood Zone 2 & 3, the finished floor levels will be set at a minimum of 150mm above the external levels to ensure the properties are protected from any potential build-up of flood water in the Flood Zone 2 areas.

All possible flood risks relating to the proposed development will be managed by use of Sustainable Urban Drainage Systems (SUDS), which will be designed to contain the water in such a way it does not increase flood risk elsewhere, by retaining surface water generated from the impermeable surfacing on site. These methods are discussed in more detail in the drainage strategy section of this document.

Off Site Impacts

There are no foreseen residual impacts to neighbouring properties or the surrounding area in relation to flood risk as a result of the proposed development scheme, other than providing additional protection in relation to potential surface water flooding from the land.

Residual Risks

There are no additional residual flood risks following the implementation of the flood risk management measures.



Regal House
Shripney Road
Bognor Regis, PO22 9NP

Drainage Strategy

Existing Drainage

Currently there is no existing drainage within the curtilage of the site. Public sewer records do show a 150mm diameter public foul sewer on the adjacent A29, this has been highlighted on the drainage strategy drawing as the point of discharge for foul water.

Site Geology

The site is underlain by the Lewes Nodular Chalk Formation which is typically described by the British Geological Survey as Composed of hard to very hard nodular chinks and hardgrounds with interbedded soft to medium hard chinks and marls; some griotte chinks. The softer chinks become more abundant towards the top. Nodular chinks are typically lumpy, and iron stained. Brash is rough and flaggy or rubbly and tends to be dirty. First regular seams of nodular flint, some large, commence near the base and continue throughout.

Infiltration Testing

Infiltration Testing was undertaken on the site to support the drainage strategy calculations, which confirm the infiltration to be $1.91 \times 10^{-5} \text{m/s}$, which has been used in the drainage calculations. Details of the infiltration testing has been included in the appendices.

Topography

A Topographical Survey has been carried out prior to this report being undertaken, after reviewing it is evident that the site has a gentle slope from West to East down to the Water Course on the Eastern Boundary. The highest point being 3.262mAOD, with the lowest being 2.299mAOD at the bank of the watercourse.

Ground Water

Winter groundwater monitoring was undertaken on site between the months of early December 2022 until late April 2023 over 4 boreholes. This was able to demonstrate that groundwater did not rise within 0.5m of the existing ground level and would therefore not rise within 0.85m of the proposed finished ground levels. Therefore, in line with the requests from the lead local flood authority, a strategy of infiltration has been used.



Regal House
Shripney Road
Bognor Regis, PO22 9NP

Design Objective

The objective of the design will be to;

- a) Retain/reduce the quantity of surface water runoff leaving the development area, to equal or less than the greenfield runoff rate for all storms, up to and including the 1 in 100-year return period + 45% climate change.

- b) Improve the quality of surface water runoff by infiltration methods and open SUD's wherever possible.

Development Drainage Proposals

Surface Water Drainage

It is not clear if the proposed development drainage will be offered for adoption to any of the statutory authorities, however, the surface water calculations for the proposed development will be in accordance with the requirements set out in the West Sussex drainage policy document. The calculations have been included within the appendices found at the end of this document.

The total area of impermeable surfaces at the new development total 1903m²; this has been factored into the Surface Water calculations which can be found in the appendices at the end of this report, and can be reviewed in the catchment plan.

The rainwater from the roof areas will be drained via conventional downpipes and will be directed into the permeable paved shared private access road. The permeable sub-base has a void ratio of 0.3, which will help to store and filtrate the storm water prior to its infiltration back to ground.

Surface water for the non-permeable areas of the highway access, will be collected via gullies and directed towards a series of soakaway crates installed beneath the highway.

Calculations for a comprehensive range of storms has been undertaken with Causeway Flow Software, up to and including the 1 in 100-year event + 45% climate change. The results showed there was no flooding anywhere in the system and the proposed methods would be suitable for retaining and discharging the storm water, in accordance with the hierarchy of SUDS.



Water Quality

Part of the design process is to consider all aspects of water quality to ensure the appropriate levels of treatment are being implemented and that there are no adverse effects occurring to off-site areas.

When considering potential sources of pollution and their respective methods of treatment and mitigation, the CIRIA SuDS Manual 2015 (C753) provides guidance on how this can be assessed and mitigated appropriately.

The following tables are provided to ensure and check that the design methodology and treatment systems have been considered to adequately mitigate against the pollution hazard.

| | | |
|--|---|---|
| Total SuDS Mitigation Index (for each contamination type) | ≥ | Pollution Hazard Index (for each contaminant type) |
|--|---|---|

| TABLE 26.2 Pollution hazard indices for different land use classifications | | | | |
|--|------------------------|------------------------------|--|------------------|
| Land use | Pollution hazard level | Total suspended solids (TSS) | Metals | Hydro-carbons |
| Residential roofs | Very low | 0.2 | 0.2 | 0.05 |
| Other roofs (typically commercial/ industrial roofs) | Low | 0.3 | 0.2 (up to 0.8 where there is potential for metals to leach from the roof) | 0.05 |
| Individual property driveways, residential car parks, low traffic roads (eg cul de sacs, homezones and general access roads) and non-residential car parking with infrequent change (eg schools, offices) ie < 300 traffic movements/day | Low | 0.5 | 0.4 | 0.4 |
| Commercial yard and delivery areas, non-residential car parking with frequent change (eg hospitals, retail), all roads except low traffic roads and trunk roads/motorways ¹ | Medium | 0.7 | 0.6 | 0.7 |
| Sites with heavy pollution (eg haulage yards, lorry parks, highly frequented lorry approaches to industrial estates, waste sites), sites where chemicals and fuels (other than domestic fuel oil) are to be delivered, handled, stored, used or manufactured; industrial sites; trunk roads and motorways ¹ | High | 0.8 ² | 0.8 ² | 0.9 ² |



Regal House
Shripney Road
Bognor Regis, PO22 9NP

For the site at Regal House, the consideration will be for the dwelling roofs, Estate Access Road and shared/private driveway areas. The roof areas of the main house are considered a ‘very low hazard’, with the estate access road and individual property driveways representing a ‘low hazard’.

| TABLE 26.3 Indicative SuDS mitigation indices for discharges to surface waters | | | |
|--|--|--------|--------------|
| Type of SuDS component | Mitigation indices ¹ | | |
| | TSS | Metals | Hydrocarbons |
| Filter strip | 0.4 | 0.4 | 0.5 |
| Filter drain | 0.4 ² | 0.4 | 0.4 |
| Swale | 0.5 | 0.6 | 0.6 |
| Bioretention system | 0.8 | 0.8 | 0.8 |
| Permeable pavement | 0.7 | 0.6 | 0.7 |
| Detention basin | 0.5 | 0.5 | 0.6 |
| Pond ⁴ | 0.7 ³ | 0.7 | 0.5 |
| Wetland | 0.8 ³ | 0.8 | 0.8 |
| Proprietary treatment systems ^{5,6} | These must demonstrate that they can address each of the contaminant types to acceptable levels for frequent events up to approximately the 1 in 1 year return period event, for inflow concentrations relevant to the contributing drainage area. | | |

By using permeable paving in the driveways, this should be deemed appropriate mitigation for the SUDS design.

Foul Water Drainage

It is proposed that the foul water will be discharged from the development via gravity to a receiving manhole on the adjacent A29. This is subject to a new Section 106 application to connect to the public sewer.

It should be noted that the application under S106 of the Water Industry Act may not be refused on the basis of capacity and the new infrastructure charges introduced by Southern Water in April 2018 stated clearly that these Infrastructure Charge increases would fund any reinforcement or necessary upgrades to their network to accommodate the given development. This applies to both Surface Water and Foul Water systems, covered by the same single infrastructure charge.



Regal House
 Shripney Road
 Bognor Regis, PO22 9NP

Residual Flood Risk

This development sits predominantly within Environment Agency Flood Zone 1, an area with a low probability of flooding. However, small sections of the site on the Eastern boundary sit within Flood Zones 2 & 3, areas with a medium and high probability of flooding.

Future Maintenance

Maintenance regimes of the various drainage methods will vary, depending on the development proposals and surroundings. However, a general guide to the maintenance of the various methods of drainage have been provided below.

Permeable Paved Areas

The shared access and parking areas at this site have been designed as permeable paving to attenuate surface water and improve the water quality before allowing it to discharge to the watercourse on the Eastern boundary.

All areas of this permeable paving will be designed with a Permavoid sub-base system, with a 95% void ratio to accommodate the water attenuation required for the design.

All maintenance operations are to be carried out in accordance with the manufacturer’s recommendations.

Ongoing maintenance activities for this permeable paving are tabulated below in Table 1.

Table 1 – Permeable Paving Maintenance Activities – By the Residents/Property owners/Management Company.

| Maintenance Activity | Remedial Action | Inspection Frequency | |
|--|---|--------------------------------|-------------------------|
| Check the Surface and ensure it is free from debris, dirt etc. | Clean surfacing as required and remove detrimental materials. | Pre-completion | Monthly |
| | | Post completion – up to 1 year | Quarterly |
| | | On-going | Annually or as required |
| Ensure the surface is clear of sediments. | Sweep surface clean of silt and deleterious materials, top up | Pre-completion | Monthly |
| | | Post completion | Quarterly |



Regal House
Shripney Road
Bognor Regis, PO22 9NP

| | | | |
|---|--|--------------------------------|-------------------------|
| | joints with sealing grit as required. | – up to 1 year | |
| | | On-going | Annually or as required |
| Inspect joints and carryout weed control. | Remove weeds and top up joints with sealing grit as required. | Pre-completion | Quarterly |
| | | Post completion – up to 1 year | Quarterly |
| | | On-going | Quarterly |
| Ensure paving dewaterers after rain and between storms. | Check joints for sedimentation, mechanically clean or jet wash and sweep surface free from silt. Re-fill joints with sealing grit as required. | Pre-completion | Monthly |
| | | Post completion – up to 1 year | Quarterly |
| | | On-going | Annually or as required |
| Inspect blocks for spalling or deterioration and joints for loss of grit. | Replace blocks and top up sealing grit as required. | Pre-completion | Monthly |
| | | Post completion – up to 1 year | Quarterly |
| | | On-going | Annually or as required |

Maintenance of Gullies and Catch pits

To ensure the long-term effectiveness of the surface water collection asset, the sediment that accumulates within the sump of the conventional gully pot or catch pit must periodically be removed to prevent it from entering the rest of the network. The frequency of this maintenance operation will vary depending on the density of the site, vegetation, design of the drainage system, other permeable areas and if the site is pre or post construction.

The ongoing maintenance activities for this system are tabulated below in Table 2.

Table 2 – Gully and Catch Pit Maintenance – By the Management Company.

| Maintenance Activity | Remedial Action | Inspection Frequency | |
|--------------------------------|--|--------------------------------|-----------|
| Inspect Gullies and Catch-pits | Clear any sediment or detritus found in the chamber/s. If sediment has built up within the pipe network, this should be cleared with rodding equipment or professional jetting techniques. | Pre-completion | Monthly |
| | | Post completion – up to 1 year | Quarterly |
| | | On-going | Annually |



Regal House
Shripney Road
Bognor Regis, PO22 9NP

Conclusion

Roads & Sewers for Planning & Design Ltd (RSPD) have been requested to provide a Flood Risk Assessment and Drainage Strategy for a planning application for a scheme of 7 new residential dwellings, located at Regal House, Shripney Road, Bognor Regis, PO22 9NP.

The flood risk vulnerability classification for this type of development in this location is considered as More Vulnerable which is defined in Table 2 of the Technical Guidance to the National Planning Policy Framework.

Based on the information provided in both the Flood Maps for Planning and the Strategic Flood Risk Assessment which shows the majority of the development site to be in flood Zone 1, the probability of a flood event at the Eastern Boundary may be taken as Zone 2/3.

Flood Zone 2 – Land having a 1%–0.1% annual probability of flooding from rivers, and a 0.5%–0.1% annual probability of flooding from the sea.

Flood Zone 3 - Land having a 1% or greater annual probability of river flooding; or Land having a 0.5% or greater annual probability of sea.

In order to effectively manage any site-specific flood risk, it may be necessary to introduce mitigation measures to help eliminate or reduce the impact of potential flooding. All possible flood risks relating to the proposed development will be managed by use of Sustainable Urban Drainage Systems (SUDS), which will be designed to contain the water in such a way it does not increase flood risk elsewhere, by retaining surface water generated from the impermeable surfacing on site. These methods are discussed in more detail in the drainage strategy section of this document.

There are no residual foreseen flood risks to the development or nearby housing following the implementation of the flood risk management measures based on the information assessed.

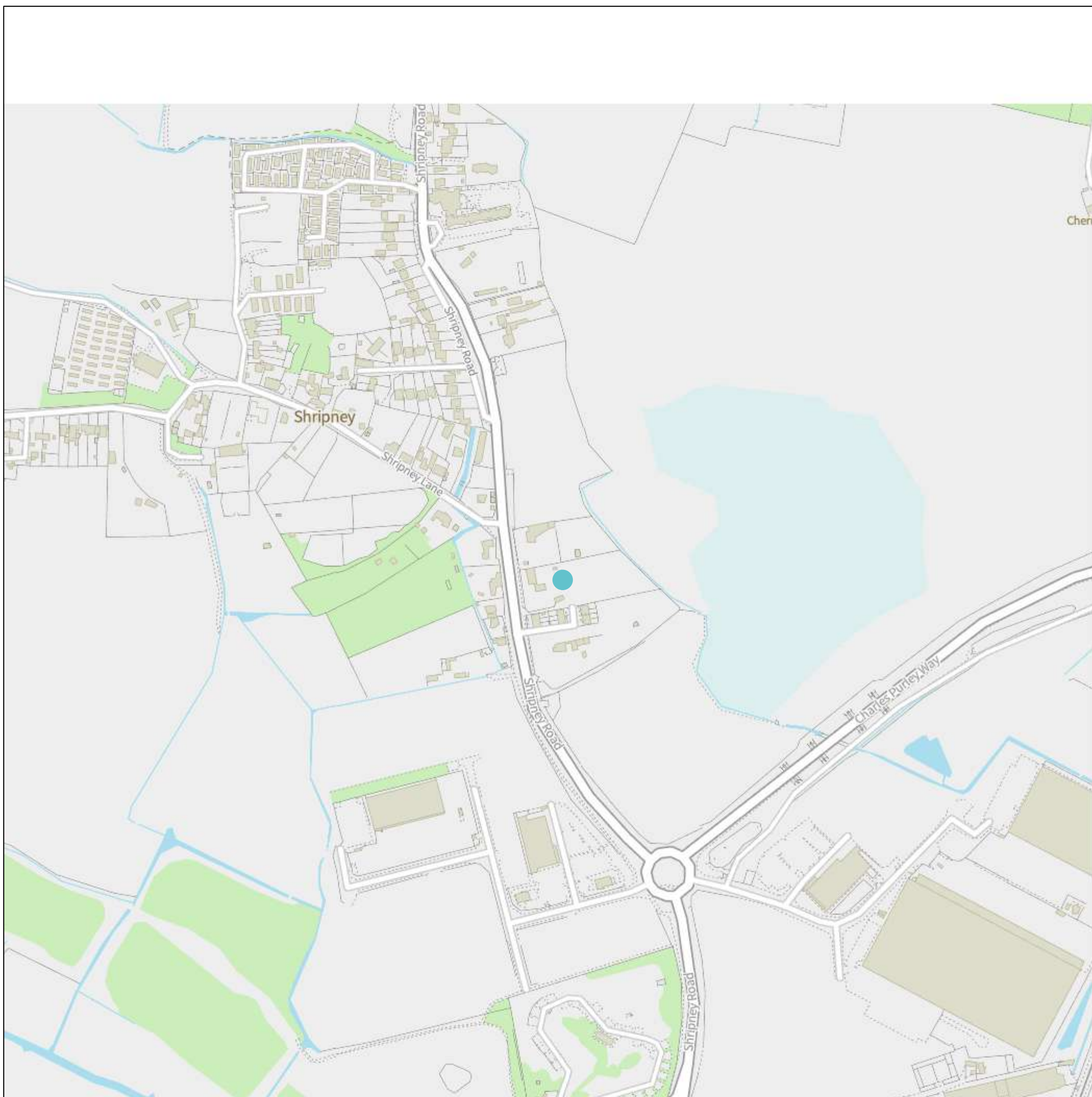
Based on the findings of this report, it is recommended that no objections should be raised to the development proposals on the grounds of flood risk.



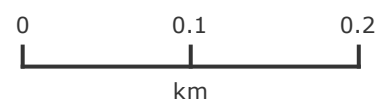
Regal House
Shripney Road
Bognor Regis, PO22 9NP

Appendices

- Site Location Plan
- Flood Maps for Planning
- Surface Water Flood Map
- Reservoir Flooding
- Geindex Map
- Sewer Asset Plan
- Soakage Testing Results
- Winter Borehole Monitoring Results
- Site Layout Proposals
- Drainage Layout Plan
- Calculations
- Long Sections



(c) Crown Copyright and database rights 2024. Ordnance Survey AC0000851168.



Projection = OSGB36
xmin = 492800
ymin = 101400
xmax = 495000
ymax = 102500

Map produced by MAGIC on 2 September, 2024.
Copyright resides with the data suppliers and the map must not be reproduced without their permission. Some information in MAGIC is a snapshot of the information that is being maintained or continually updated by the originating organisation. Please refer to the metadata for details as information may be illustrative or representative rather than definitive at this stage.

Flood map for planning

Your reference
<Unspecified>

Location (easting/northing)
493942/101966

Created
2 Sep 2024 10:52

Your selected location is in flood zone 3, an area with a high probability of flooding.

This means:

- you must complete a flood risk assessment for development in this area
- you should follow the Environment Agency's standing advice for carrying out a flood risk assessment (see www.gov.uk/guidance/flood-risk-assessment-standing-advice)

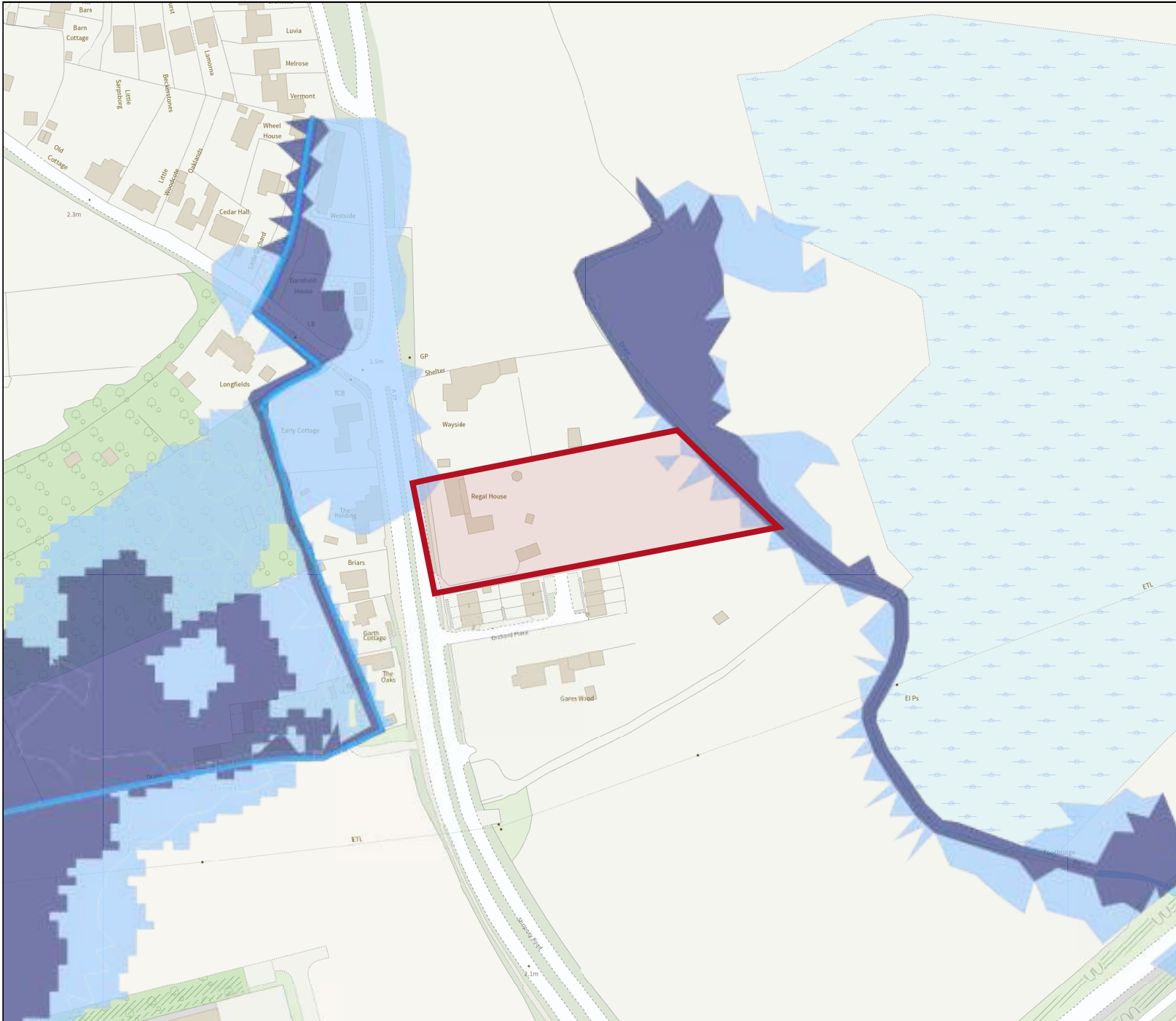
Notes

The flood map for planning shows river and sea flooding data only. It doesn't include other sources of flooding. It is for use in development planning and flood risk assessments.

This information relates to the selected location and is not specific to any property within it. The map is updated regularly and is correct at the time of printing.

Flood risk data is covered by the Open Government Licence which sets out the terms and conditions for using government data. <https://www.nationalarchives.gov.uk/doc/open-government-licence/version/3/>

Use of the address and mapping data is subject to Ordnance Survey public viewing terms under Crown copyright and database rights 2022 OS 100024198. <https://flood-map-for-planning.service.gov.uk/os-terms>



Flood map for planning


Your reference
<Unspecified>

Location (easting/northing)
493942/101966

Scale
1:2500

Created
2 Sep 2024 10:52

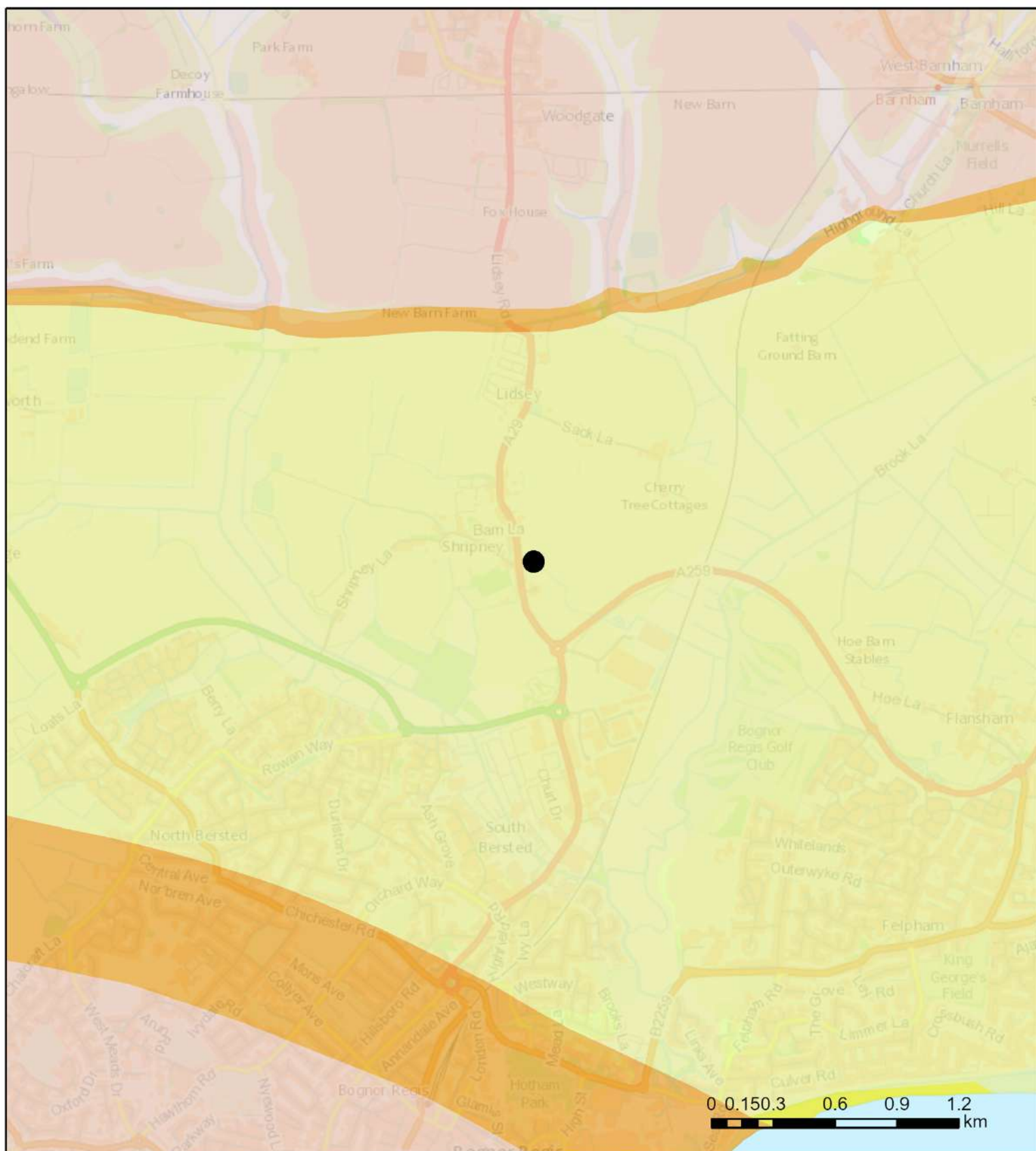
- Selected area
- Flood zone 3
- Flood zone 2
- Flood zone 1
- Flood defence
- Main river
- Water storage area



GeoIndex Report



British Geological Survey



Contains OS data © Crown Copyright and database right 2020









GeoIndex Onshore Data Sources: NERC, Natural England, English Heritage and Ordnance Survey

Map Key

Superficial deposits 1:50,000 scale

-  [ALLUVIUM - CLAY, SILT, SAND AND GRAVEL](#)
-  [RAISED MARINE DEPOSITS - CLAY, SILT, SAND AND GRAVEL](#)
-  [HEAD - CLAY, SILT, SAND AND GRAVEL](#)
-  [HEAD - GRAVEL, SAND, SILT AND CLAY](#)
-  [RIVER TERRACE DEPOSITS \(UNDIFFERENTIATED\) - SAND, SILT AND CLAY](#)
-  [STORM BEACH DEPOSITS - GRAVEL](#)
-  [ALLUVIAL FAN DEPOSITS - GRAVEL, SAND, SILT AND CLAY](#)
-  [RAISED BEACH DEPOSITS, 1 - SAND AND GRAVEL](#)
-  [BEACH AND TIDAL FLAT DEPOSITS \(UNDIFFERENTIATED\) - CLAY, SILT, SAND AND GRAVEL](#)

Bedrock geology 1:50,000 scale

-  [LONDON CLAY FORMATION - CLAY, SILT AND SAND](#)
-  [SPETISBURY CHALK MEMBER - CHALK](#)
-  [LEWES NODULAR CHALK FORMATION, SEAFORD CHALK FORMATION, NEWHAVEN CHALK FORMATION, CULVER CHALK FORMATION AND PORTSDOWN CHALK FORMATION \(UNDIFFERENTIATED\) - CHALK](#)
-  [BOGNOR SAND MEMBER - SAND](#)
-  [TARRANT CHALK MEMBER - CHALK](#)
-  [PORTSDOWN CHALK FORMATION - CHALK](#)
-  [LAMBETH GROUP - CLAY, SILT AND SAND](#)
-  [NEWHAVEN CHALK FORMATION - CHALK](#)

Selection Results

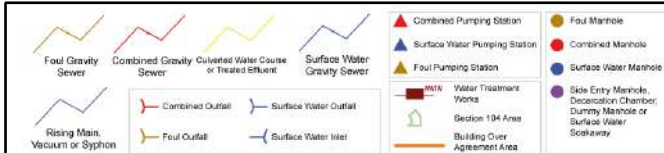


(c) Crown copyright and database rights 2022 Ordnance Survey 100031673 Date: 08/08/22 Scale: 1:1250 Map Centre: 493916,101969 Data updated: 21/07/22 Our Ref: 920294 - 1 Wastewater Plan A4

The positions of pipes shown on this plan are believed to be correct, but Southern Water Services Ltd accept no responsibility in the event of inaccuracy. The actual positions should be determined on site. This plan is produced by Southern Water Services Ltd (c) Crown copyright and database rights 2022 Ordnance Survey 100031673 .This map is to be used for the purposes of viewing the location of Southern Water plant only. Any other uses of the map data or further copies is not permitted.

WARNING: BAC pipes are constructed of Bonded Asbestos Cement.

WARNING: Unknown (UNK) materials may include Bonded Asbestos Cement.



luke.shaw@roadsandsewers.co.uk

5599



TPD1




Soil Infiltration to BRE 365

| Soil Infiltration Rate to BRE 365 | |
|---|---|
| Length of trial pit | in |
| Width of trial pit | in |
| Depth of trial pit | in |
| Effective average depth | in |
| Effective average volume | 0 in ³ |
| Effective surface area ± base | 0 in ² |
| Time to empty from 75% → 25% effective depth | min |
| Soil infiltration rate | #DIV/0! 10 ⁶ min ⁻¹ |
| Using the least favourable result taken from Test # | |

| Test No.1 | Test No.2 | Test No.3 |
|-----------|-----------|-----------|
| Time (t) | Head | Time (t) |
| 0 | 6.00 | 0 |
| 10 | 4.40 | 10 |
| 20 | 3.10 | 20 |
| 30 | 2.50 | 30 |
| 40 | 2.00 | 40 |
| 50 | 1.60 | 50 |
| 60 | 1.30 | 60 |
| 70 | 1.10 | 70 |
| 80 | 0.90 | 80 |
| 90 | 0.80 | 90 |
| 100 | 0.70 | 100 |
| 110 | 0.60 | 110 |
| 120 | 0.50 | 120 |
| 130 | 0.40 | 130 |
| 140 | 0.30 | 140 |
| 150 | 0.20 | 150 |
| 160 | 0.10 | 160 |
| 170 | 0.00 | 170 |
| 180 | 0.00 | 180 |
| 190 | 0.00 | 190 |
| 200 | 0.00 | 200 |
| 210 | 0.00 | 210 |
| 220 | 0.00 | 220 |
| 230 | 0.00 | 230 |
| 240 | 0.00 | 240 |
| 250 | 0.00 | 250 |
| 260 | 0.00 | 260 |
| 270 | 0.00 | 270 |
| 280 | 0.00 | 280 |
| 290 | 0.00 | 290 |
| 300 | 0.00 | 300 |

start

53 mins. 67 mins. 76 mins.
Total time to 200



TPOZ.

Soil Infiltration to BRE 365




| Soil Infiltration Rates to BRE 365 | |
|--|--|
| Length of trial pit | m |
| Width of trial pit | m |
| Depth of trial pit | m |
| Effective storage depth | m |
| Effective storage volume | 0 m ³ |
| Effective surface area + base | 0 m ² |
| Time to empty from 75% → 25% effective depth | mins |
| Soil infiltration rate | #DIV/0! x10 ³ m ³ /m ² /sec |

start

| Test No.1 | Test No.2 | Test No.3 |
|-----------|-----------|-----------|
| 7238 | 7857 | 7457 |
| Time (t) | Head | Head |
| 0 | 0 | 0 |
| 10 | 10 | 10 |
| 20 | 20 | 20 |
| 30 | 30 | 30 |
| 40 | 40 | 40 |
| 50 | 50 | 50 |
| 60 | 60 | 60 |
| 70 | 70 | 70 |
| 80 | 80 | 80 |
| 90 | 90 | 90 |
| 100 | 100 | 100 |
| 110 | 110 | 110 |
| 120 | 120 | 120 |
| 130 | 130 | 130 |
| 140 | 140 | 140 |
| 150 | 150 | 150 |
| 160 | 160 | 160 |
| 170 | 170 | 170 |
| 180 | 180 | 180 |
| 190 | 190 | 190 |
| 200 | 200 | 200 |
| 210 | 210 | 210 |
| 220 | 220 | 220 |
| 230 | 230 | 230 |
| 240 | 240 | 240 |
| 250 | 250 | 250 |
| 260 | 260 | 260 |
| 270 | 270 | 270 |
| 280 | 280 | 280 |
| 290 | 290 | 290 |
| 300 | 300 | 300 |

55 mins
60 mins
67 mins

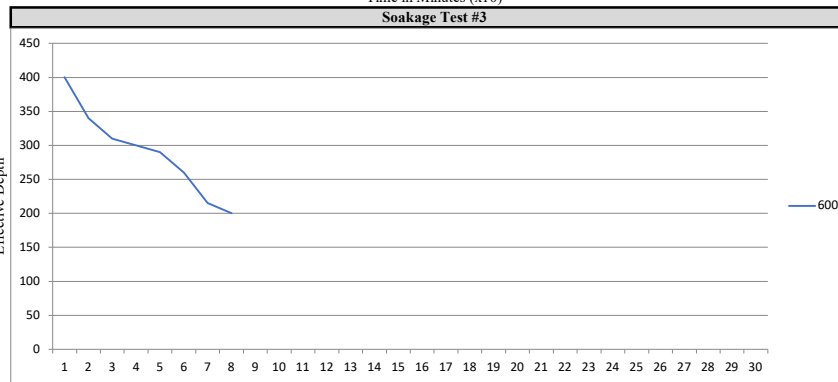

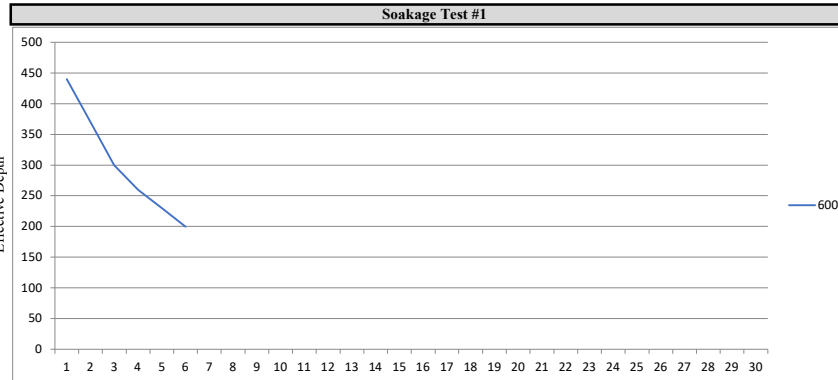
Total time is 200



Soil Infiltration to BRE 365 (TP 1)

| Soil Infiltration Rates to BRE 365 | |
|---|------------------------------|
| Length of trial pit | 1.5 m |
| Width of trial pit | 0.3 m |
| Depth of trial pit | 0.8 m |
| Effective storage depth | 0.4 m |
| Effective storage volume | 0.09 m ³ |
| Effective surface area + base | 1.17 m ² |
| Time to empty from 75% → 25% effective depth | 76 mins |
| Soil infiltration rate | 1.69 x10 ⁻³ m/sec |
| Using the least favourable result taken from Test # | 3 |

| Test No.1 | | Test No.2 | | Test No.3 | |
|-----------|------|-----------|------|-----------|------|
| Time (t) | Head | Time (t) | Head | Time (t) | Head |
| 0 | 600 | 0 | 600 | 0 | 600 |
| 10 | 440 | 10 | 420 | 10 | 400 |
| 20 | 370 | 20 | 350 | 20 | 340 |
| 30 | 300 | 30 | 330 | 30 | 310 |
| 40 | 260 | 40 | 280 | 40 | 300 |
| 50 | 230 | 50 | 250 | 50 | 290 |
| 60 | 200 | 60 | 220 | 60 | 260 |
| 70 | | 70 | 200 | 70 | 215 |
| 80 | | 80 | | 80 | 200 |
| 90 | | 90 | | 90 | |
| 100 | | 100 | | 100 | |
| 110 | | 110 | | 110 | |
| 120 | | 120 | | 120 | |
| 130 | | 130 | | 130 | |
| 140 | | 140 | | 140 | |
| 150 | | 150 | | 150 | |
| 160 | | 160 | | 160 | |
| 170 | | 170 | | 170 | |
| 180 | | 180 | | 180 | |
| 190 | | 190 | | 190 | |
| 200 | | 200 | | 200 | |
| 210 | | 210 | | 210 | |
| 220 | | 220 | | 220 | |
| 230 | | 230 | | 230 | |
| 240 | | 240 | | 240 | |
| 250 | | 250 | | 250 | |
| 260 | | 260 | | 260 | |
| 270 | | 270 | | 270 | |
| 280 | | 280 | | 280 | |
| 290 | | 290 | | 290 | |
| 300 | | 300 | | 300 | |

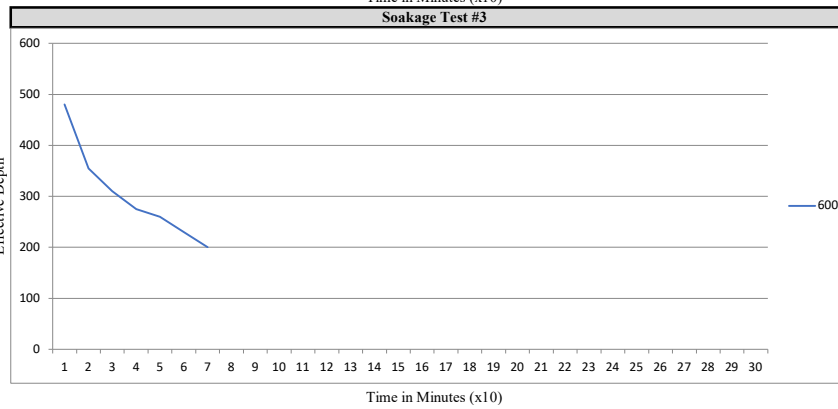




Time in Minutes (x10)

Soil Infiltration to BRE 365 (TP 2)

| Soil Infiltration Rates to BRE 365 | |
|---|------------------------------|
| Length of trial pit | 1.5 m |
| Width of trial pit | 0.3 m |
| Depth of trial pit | 0.8 m |
| Effective storage depth | 0.4 m |
| Effective storage volume | 0.09 m ³ |
| Effective surface area + base | 1.17 m ² |
| Time to empty from 75% → 25% effective depth | 67 mins |
| Soil infiltration rate | 1.91 x10 ⁻³ m/sec |
| Using the least favourable result taken from Test # | 3 |

| Test No.1 | | Test No.2 | | Test No.3 | |
|-----------|------|-----------|------|-----------|------|
| Time (t) | Head | Time (t) | Head | Time (t) | Head |
| 0 | 600 | 0 | 600 | 0 | 600 |
| 10 | 450 | 10 | 400 | 10 | 480 |
| 20 | 390 | 20 | 340 | 20 | 355 |
| 30 | 340 | 30 | 300 | 30 | 310 |
| 40 | 270 | 40 | 260 | 40 | 275 |
| 50 | 230 | 50 | 220 | 50 | 260 |
| 60 | 200 | 60 | 200 | 60 | 230 |
| 70 | | 70 | | 70 | 200 |
| 80 | | 80 | | 80 | |
| 90 | | 90 | | 90 | |
| 100 | | 100 | | 100 | |
| 110 | | 110 | | 110 | |
| 120 | | 120 | | 120 | |
| 130 | | 130 | | 130 | |
| 140 | | 140 | | 140 | |
| 150 | | 150 | | 150 | |
| 160 | | 160 | | 160 | |
| 170 | | 170 | | 170 | |
| 180 | | 180 | | 180 | |
| 190 | | 190 | | 190 | |
| 200 | | 200 | | 200 | |
| 210 | | 210 | | 210 | |
| 220 | | 220 | | 220 | |
| 230 | | 230 | | 230 | |
| 240 | | 240 | | 240 | |
| 250 | | 250 | | 250 | |
| 260 | | 260 | | 260 | |
| 270 | | 270 | | 270 | |
| 280 | | 280 | | 280 | |
| 290 | | 290 | | 290 | |
| 300 | | 300 | | 300 | |

























Winter Groundwater Monitoring Data

Site: Regal House, Shripney Road, Bognor Regis, West Sussex, PO22 9NP

Bore Hole 1

Grid Reference: 493923 (E) 101972 (N)

Ground Level: 2.975

| Date | Groundwater (mAOD) | Depth Below Existing Ground (m) |
|------------|--------------------|---------------------------------|
| 10/12/2022 | 1.635 | 1.340 |
| 06/01/2023 | 2.035 | 0.940 |
| 03/02/2023 | 1.295 | 1.680 |
| 03/03/2023 | 0.995 | 1.980 |
| 21/04/2023 | 1.395 | 1.580 |

Bore Hole 3

Grid Reference: 493963 (E) 101974 (N)

Ground Level: 2.600

| Date | Groundwater (mAOD) | Depth Below Ground |
|------------|--------------------|--------------------|
| 10/12/2022 | 1.630 | 0.970 |
| 06/01/2023 | 1.890 | 0.710 |
| 03/02/2023 | 1.280 | 1.320 |
| 03/03/2023 | 1.020 | 1.580 |
| 21/04/2023 | 1.320 | 1.280 |

Bore Hole 2

Grid Reference: 493947 (E) 101991 (N)

Ground Level: 2.55

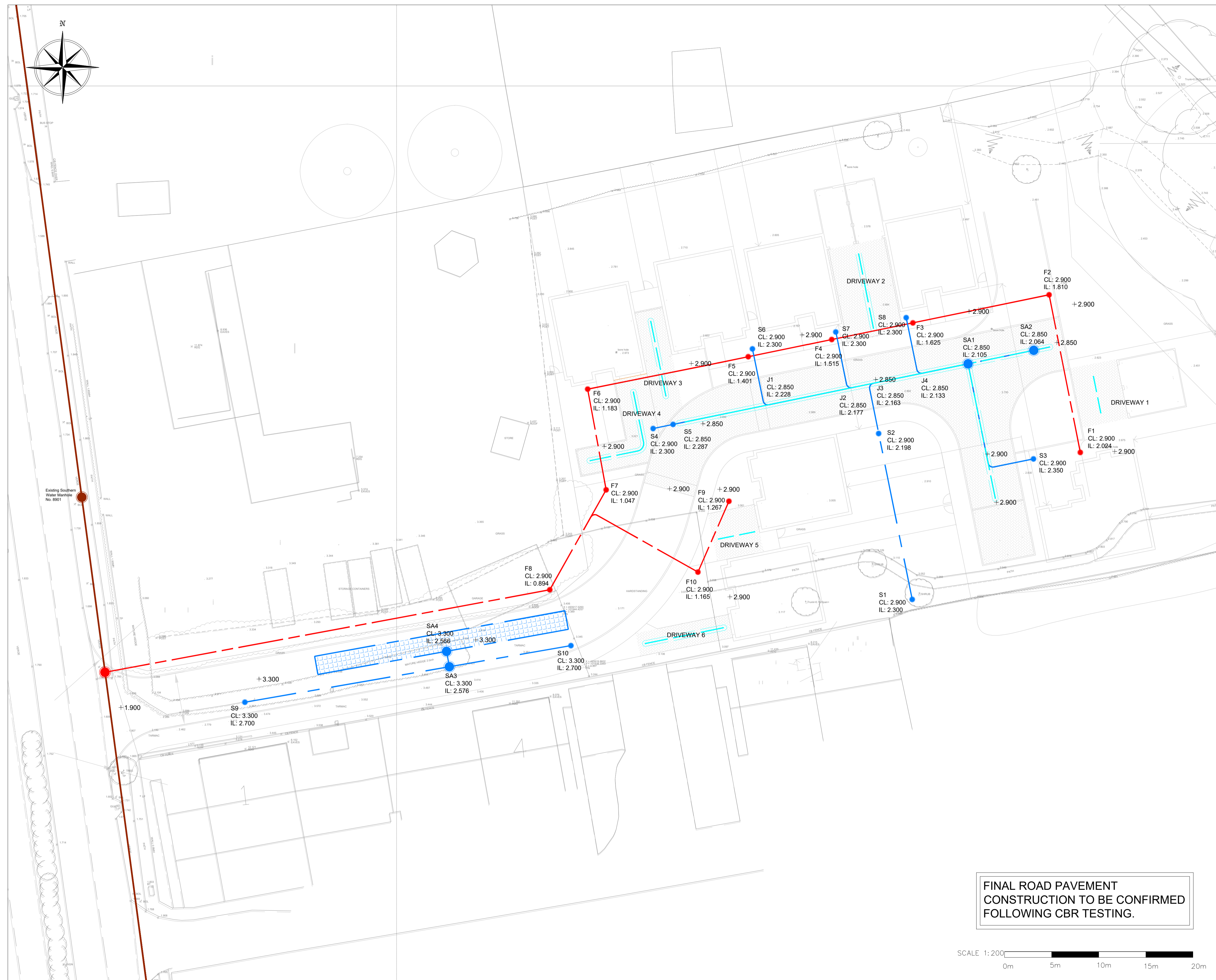
| Date | Groundwater (mAOD) | Depth Below Ground |
|------------|--------------------|--------------------|
| 10/12/2022 | 1.610 | 0.940 |
| 06/01/2023 | 1.860 | 0.690 |
| 03/02/2023 | 1.250 | 1.300 |
| 03/03/2023 | 1.020 | 1.530 |
| 21/04/2023 | 1.280 | 1.270 |

Bore Hole 4

Grid Reference: 493975 (E) 101961 (N)

Ground Level: 2.700

| Date | Groundwater (mAOD) | Depth Below Ground |
|------------|--------------------|--------------------|
| 10/12/2022 | 1.590 | 1.110 |
| 06/01/2023 | 1.890 | 0.810 |
| 03/02/2023 | 1.280 | 1.420 |
| 03/03/2023 | 1.020 | 1.680 |
| 21/04/2023 | 1.300 | 1.400 |



General Notes

KEY:

- Application Site Boundary
- Surface Water Drain
- Foul Water Drain
- ▬▬▬ Linear Drainage
- ▬▬▬ Pipe Protection
- ▬▬▬ SW Rising Main
- ▬▬▬ FW Rising Main
- ▬▬▬ French Drain/Perforated Pipe
- Surface Catch Pit/Manhole
- Foul Water Manhole
- Surface Water Soakaway
- ▬▬▬ Gully & Lead
- ▬▬▬ Waste Water Package Treatment Plant
- ▬▬▬ 1.2m Retaining Wall
- +153.100 Spot Levels
- ➔ Direction of Flow
- ▬▬▬ +153.100 Embankment
- ▬▬▬ Brick Headwall

FOR
PLANNING

| No. | Revision/Issue | Date |
|-----|----------------|------|
| | | |

RSPD

Roads & Sewers for Planning & Design Ltd

www.roadssandsewers.co.uk 07876 573377

Project Name and Address

REGAL HOUSE
SHRIPNEY ROAD
BOGNOR REGIS

Description

DRAINAGE STRATEGY

| | |
|------------|------------|
| Project | Sheet |
| 5871 | 01 |
| Date | |
| 04/09/2024 | |
| Scale | 1:200 @ A1 |

FINAL ROAD PAVEMENT
CONSTRUCTION TO BE CONFIRMED
FOLLOWING CBR TESTING.



Design Settings

| | | | | | |
|-----------------------|--------|--------------------------------------|---------------|------------------------------------|-------|
| Rainfall Methodology | FEH-22 | Maximum Time of Concentration (mins) | 30.00 | Preferred Cover Depth (m) | 0.450 |
| Return Period (years) | 2 | Maximum Rainfall (mm/hr) | 50.0 | Include Intermediate Ground | ✓ |
| Additional Flow (%) | 0 | Minimum Velocity (m/s) | 0.75 | Enforce best practice design rules | ✓ |
| CV | 1.000 | Connection Type | Level Soffits | | |
| Time of Entry (mins) | 30.00 | Minimum Backdrop Height (m) | 0.200 | | |

Adoptable Manhole Type

| Max Width (mm) | Diameter (mm) | Max Width (mm) | Diameter (mm) | Max Width (mm) | Diameter (mm) | Max Width (mm) | Diameter (mm) |
|----------------|---------------|----------------|---------------|----------------|---------------|----------------|---------------|
| 374 | 1200 | 499 | 1350 | 749 | 1500 | 900 | 1800 |

>900 Link+900 mm

| Max Depth (m) | Diameter (mm) | Max Depth (m) | Diameter (mm) |
|---------------|---------------|---------------|---------------|
| 1.500 | 1050 | 99.999 | 1200 |

Circular Link Type

Shape Circular | Barrels 1 | Auto Increment (mm) 75 | Follow Ground x

Available Diameters (mm)

100 | 150

Nodes

| Name | Area (ha) | T of E (mins) | Cover Level (m) | Node Type | Manhole Type | Diameter (mm) | Easting (m) | Northing (m) | Depth (m) |
|------|-----------|---------------|-----------------|-----------|--------------|---------------|-------------|--------------|-----------|
| ✓ S1 | 0.008 | 30.00 | 2.900 | Manhole | Adoptable | 450 | 493952.840 | 101945.090 | 0.600 |
| ✓ S2 | 0.008 | 30.00 | 2.900 | Manhole | Adoptable | 450 | 493949.280 | 101962.710 | 0.702 |
| ✓ S3 | 0.014 | 30.00 | 2.900 | Junction | | | 493967.610 | 101960.400 | 0.550 |
| ✓ S4 | 0.008 | 30.00 | 2.900 | Manhole | Adoptable | 450 | 493927.230 | 101963.630 | 0.600 |
| ✓ S5 | | | 2.900 | Manhole | Adoptable | 450 | 493929.350 | 101964.060 | 0.613 |
| ✓ S6 | 0.008 | 30.00 | 2.900 | Manhole | Adoptable | 450 | 493937.780 | 101972.080 | 0.600 |
| ✓ S7 | 0.010 | 30.00 | 2.900 | Manhole | Adoptable | 450 | 493946.620 | 101973.880 | 0.600 |

Nodes

| | Name | Area (ha) | T of E (mins) | Cover Level (m) | Node Type | Manhole Type | Diameter (mm) | Easting (m) | Northing (m) | Depth (m) |
|---|------------|--------------|------------------|-----------------------|--------------|-----------------|------------------|----------------|-----------------|--------------|
| ✓ | S8 | 0.010 | 30.00 | 2.900 | Manhole | Adoptable | 450 | 493954.100 | 101975.400 | 0.600 |
| ✓ | S9 | 0.028 | 30.00 | 3.300 | Manhole | Adoptable | 450 | 493883.900 | 101934.570 | 0.600 |
| ✓ | S10 | 0.028 | 30.00 | 3.300 | Manhole | Adoptable | 450 | 493918.510 | 101940.580 | 0.600 |
| | DRIVEWAY 1 | 0.007 | | 2.900 | Manhole | | 1200 | 493974.310 | 101967.390 | 0.300 |
| | DRIVEWAY 2 | 0.010 | | 2.900 | Manhole | | 1200 | 493950.420 | 101975.260 | 0.300 |
| | DRIVEWAY 3 | 0.004 | | 2.900 | Manhole | | 1200 | 493928.450 | 101967.760 | 0.300 |
| | DRIVEWAY 4 | 0.005 | | 2.900 | Manhole | | 1200 | 493926.100 | 101961.580 | 0.300 |
| | DRIVEWAY 5 | 0.003 | | 2.900 | Manhole | | 1200 | 493936.090 | 101952.280 | 0.300 |
| | DRIVEWAY 6 | 0.003 | | 2.900 | Manhole | | 1200 | 493930.540 | 101941.640 | 0.300 |
| ✓ | SA1 | 0.005 | 30.00 | 2.850 | Manhole | Adoptable | 1200 | 493960.660 | 101970.500 | 0.745 |
| ✓ | SA2 | | | 2.850 | Manhole | Adoptable | 1200 | 493967.640 | 101971.930 | 0.786 |
| ✓ | SA3 | 0.004 | 30.00 | 3.300 | Manhole | Adoptable | 1200 | 493905.600 | 101938.340 | 0.724 |
| ✓ | SA4 | | | 3.300 | Manhole | Adoptable | 1200 | 493905.310 | 101939.960 | 0.734 |
| ✓ | J1 | | | 2.900 | Manhole | Adoptable | 1200 | 493939.510 | 101966.150 | 0.672 |
| ✓ | J2 | | | 2.900 | Junction | | | 493948.350 | 101967.970 | 0.723 |
| ✓ | J3 | | | 2.900 | Junction | | | 493950.670 | 101968.440 | 0.737 |
| ✓ | J4 | | | 2.900 | Junction | | | 493955.880 | 101969.510 | 0.767 |

Links

| | Name | US Node | DS Node | Length (m) | ks (mm) / n | US IL (m) | DS IL (m) | Fall (m) | Slope (1:X) | Dia (mm) | Link Type | T of C (mins) | Rain (mm/hr) |
|---|-------|---------|---------|------------|-------------|-----------|-----------|----------|-------------|----------|-----------|---------------|--------------|
| ✓ | 1.000 | S4 | S5 | 2.163 | 0.600 | 2.300 | 2.287 | 0.013 | 166.4 | 150 | Circular | 30.00 | 21.2 |
| ✓ | 1.001 | S5 | J1 | 10.373 | 0.600 | 2.287 | 2.228 | 0.059 | 175.8 | 150 | Circular | 30.00 | 21.2 |
| ✓ | 1.002 | J1 | J2 | 9.025 | 0.600 | 2.228 | 2.177 | 0.051 | 177.0 | 150 | Circular | 30.00 | 21.2 |
| ✓ | 1.003 | J2 | J3 | 2.367 | 0.600 | 2.177 | 2.163 | 0.014 | 169.1 | 150 | Circular | 30.00 | 21.2 |
| ✓ | 1.004 | J3 | J4 | 5.319 | 0.600 | 2.163 | 2.133 | 0.030 | 177.3 | 150 | Circular | 30.00 | 21.2 |
| ✓ | 1.005 | J4 | SA1 | 4.881 | 0.600 | 2.133 | 2.105 | 0.028 | 174.3 | 150 | Circular | 30.00 | 21.2 |
| ✓ | 1.006 | SA1 | SA2 | 7.125 | 0.600 | 2.105 | 2.064 | 0.041 | 173.8 | 150 | Circular | 30.00 | 21.2 |
| ✓ | 4.000 | S1 | S2 | 17.976 | 0.600 | 2.300 | 2.198 | 0.102 | 176.2 | 150 | Circular | 30.00 | 21.2 |
| ✓ | 4.001 | S2 | J3 | 5.896 | 0.600 | 2.198 | 2.163 | 0.035 | 168.5 | 150 | Circular | 30.00 | 21.2 |
| ✓ | 6.000 | S3 | SA1 | 12.260 | 0.600 | 2.350 | 2.155 | 0.195 | 62.9 | 100 | Circular | 30.00 | 21.2 |
| ✓ | 2.000 | S6 | J1 | 6.177 | 0.600 | 2.300 | 2.228 | 0.072 | 85.8 | 150 | Circular | 30.00 | 21.2 |

| | Name | US Node | DS Node | Vel (m/s) | Cap (l/s) | Flow (l/s) | US Depth (m) | DS Depth (m) | Minimum Depth (m) | Maximum Depth (m) | Σ Area (ha) | Σ Add Inflow (l/s) | Pro Depth (mm) | Pro Velocity (m/s) |
|---|-------|---------|---------|-----------|-----------|------------|--------------|--------------|-------------------|-------------------|-------------|--------------------|----------------|--------------------|
| ✓ | 1.000 | S4 | S5 | 0.776 | 13.7 | 0.6 | 0.450 | 0.463 | 0.450 | 0.463 | 0.008 | 0.0 | 22 | 0.393 |
| ✓ | 1.001 | S5 | J1 | 0.755 | 13.3 | 0.6 | 0.463 | 0.522 | 0.463 | 0.522 | 0.008 | 0.0 | 22 | 0.382 |
| ✓ | 1.002 | J1 | J2 | 0.752 | 13.3 | 1.2 | 0.522 | 0.573 | 0.522 | 0.573 | 0.016 | 0.0 | 31 | 0.469 |
| ✓ | 1.003 | J2 | J3 | 0.770 | 13.6 | 2.0 | 0.573 | 0.587 | 0.573 | 0.587 | 0.026 | 0.0 | 39 | 0.552 |
| ✓ | 1.004 | J3 | J4 | 0.751 | 13.3 | 3.2 | 0.587 | 0.617 | 0.587 | 0.617 | 0.042 | 0.0 | 50 | 0.619 |
| ✓ | 1.005 | J4 | SA1 | 0.758 | 13.4 | 4.0 | 0.617 | 0.595 | 0.595 | 0.617 | 0.052 | 0.0 | 56 | 0.661 |
| ✓ | 1.006 | SA1 | SA2 | 0.759 | 13.4 | 5.5 | 0.595 | 0.636 | 0.595 | 0.636 | 0.071 | 0.0 | 67 | 0.720 |
| ✓ | 4.000 | S1 | S2 | 0.754 | 13.3 | 0.6 | 0.450 | 0.552 | 0.450 | 0.552 | 0.008 | 0.0 | 22 | 0.381 |
| ✓ | 4.001 | S2 | J3 | 0.771 | 13.6 | 1.2 | 0.552 | 0.587 | 0.552 | 0.587 | 0.016 | 0.0 | 30 | 0.476 |
| ✓ | 6.000 | S3 | SA1 | 0.973 | 7.6 | 1.1 | 0.450 | 0.595 | 0.450 | 0.595 | 0.014 | 0.0 | 25 | 0.685 |
| ✓ | 2.000 | S6 | J1 | 1.086 | 19.2 | 0.6 | 0.450 | 0.522 | 0.450 | 0.522 | 0.008 | 0.0 | 18 | 0.493 |

Links

| | Name | US Node | DS Node | Length (m) | ks (mm) / n | US IL (m) | DS IL (m) | Fall (m) | Slope (1:X) | Dia (mm) | Link Type | T of C (mins) | Rain (mm/hr) |
|---|-------|---------|---------|------------|-------------|-----------|-----------|----------|-------------|----------|-----------|---------------|--------------|
| ✓ | 3.000 | S7 | J2 | 6.158 | 0.600 | 2.300 | 2.177 | 0.123 | 50.1 | 150 | Circular | 30.00 | 21.2 |
| ✓ | 5.000 | S8 | J4 | 6.153 | 0.600 | 2.300 | 2.133 | 0.167 | 36.8 | 150 | Circular | 30.00 | 21.2 |
| ✓ | 7.000 | S9 | SA3 | 22.025 | 0.600 | 2.700 | 2.576 | 0.124 | 177.6 | 150 | Circular | 30.00 | 21.2 |
| ✓ | 8.000 | S10 | SA3 | 13.103 | 0.600 | 2.700 | 2.576 | 0.124 | 105.7 | 150 | Circular | 30.00 | 21.2 |
| ✓ | 7.001 | SA3 | SA4 | 1.646 | 0.600 | 2.576 | 2.566 | 0.010 | 164.6 | 150 | Circular | 30.00 | 21.2 |

| | Name | US Node | DS Node | Vel (m/s) | Cap (l/s) | Flow (l/s) | US Depth (m) | DS Depth (m) | Minimum Depth (m) | Maximum Depth (m) | Σ Area (ha) | Σ Add Inflow (l/s) | Pro Depth (mm) | Pro Velocity (m/s) |
|---|-------|---------|---------|-----------|-----------|------------|--------------|--------------|-------------------|-------------------|-------------|--------------------|----------------|--------------------|
| ✓ | 3.000 | S7 | J2 | 1.425 | 25.2 | 0.8 | 0.450 | 0.573 | 0.450 | 0.573 | 0.010 | 0.0 | 18 | 0.636 |
| ✓ | 5.000 | S8 | J4 | 1.663 | 29.4 | 0.8 | 0.450 | 0.617 | 0.450 | 0.617 | 0.010 | 0.0 | 17 | 0.711 |
| ✓ | 7.000 | S9 | SA3 | 0.751 | 13.3 | 2.2 | 0.450 | 0.574 | 0.450 | 0.574 | 0.028 | 0.0 | 41 | 0.552 |
| ✓ | 8.000 | S10 | SA3 | 0.977 | 17.3 | 2.2 | 0.450 | 0.574 | 0.450 | 0.574 | 0.028 | 0.0 | 35 | 0.664 |
| ✓ | 7.001 | SA3 | SA4 | 0.780 | 13.8 | 4.6 | 0.574 | 0.584 | 0.574 | 0.584 | 0.060 | 0.0 | 59 | 0.702 |

Pipeline Schedule

| Link | Length (m) | Slope (1:X) | Dia (mm) | Link Type | US CL (m) | US IL (m) | US Depth (m) | DS CL (m) | DS IL (m) | DS Depth (m) |
|-------|------------|-------------|----------|-----------|-----------|-----------|--------------|-----------|-----------|--------------|
| 1.000 | 2.163 | 166.4 | 150 | Circular | 2.900 | 2.300 | 0.450 | 2.900 | 2.287 | 0.463 |
| 1.001 | 10.373 | 175.8 | 150 | Circular | 2.900 | 2.287 | 0.463 | 2.900 | 2.228 | 0.522 |
| 1.002 | 9.025 | 177.0 | 150 | Circular | 2.900 | 2.228 | 0.522 | 2.900 | 2.177 | 0.573 |
| 1.003 | 2.367 | 169.1 | 150 | Circular | 2.900 | 2.177 | 0.573 | 2.900 | 2.163 | 0.587 |

| Link | US Node | Dia (mm) | Node Type | MH Type | DS Node | Dia (mm) | Node Type | MH Type |
|-------|---------|----------|-----------|-----------|---------|----------|-----------|-----------|
| 1.000 | S4 | 450 | Manhole | Adoptable | S5 | 450 | Manhole | Adoptable |
| 1.001 | S5 | 450 | Manhole | Adoptable | J1 | 1200 | Manhole | Adoptable |
| 1.002 | J1 | 1200 | Manhole | Adoptable | J2 | | Junction | |
| 1.003 | J2 | | Junction | | J3 | | Junction | |

Pipeline Schedule

| Link | Length (m) | Slope (1:X) | Dia (mm) | Link Type | US CL (m) | US IL (m) | US Depth (m) | DS CL (m) | DS IL (m) | DS Depth (m) |
|-------|------------|-------------|----------|-----------|-----------|-----------|--------------|-----------|-----------|--------------|
| 1.004 | 5.319 | 177.3 | 150 | Circular | 2.900 | 2.163 | 0.587 | 2.900 | 2.133 | 0.617 |
| 1.005 | 4.881 | 174.3 | 150 | Circular | 2.900 | 2.133 | 0.617 | 2.850 | 2.105 | 0.595 |
| 1.006 | 7.125 | 173.8 | 150 | Circular | 2.850 | 2.105 | 0.595 | 2.850 | 2.064 | 0.636 |
| 4.000 | 17.976 | 176.2 | 150 | Circular | 2.900 | 2.300 | 0.450 | 2.900 | 2.198 | 0.552 |
| 4.001 | 5.896 | 168.5 | 150 | Circular | 2.900 | 2.198 | 0.552 | 2.900 | 2.163 | 0.587 |
| 6.000 | 12.260 | 62.9 | 100 | Circular | 2.900 | 2.350 | 0.450 | 2.850 | 2.155 | 0.595 |
| 2.000 | 6.177 | 85.8 | 150 | Circular | 2.900 | 2.300 | 0.450 | 2.900 | 2.228 | 0.522 |
| 3.000 | 6.158 | 50.1 | 150 | Circular | 2.900 | 2.300 | 0.450 | 2.900 | 2.177 | 0.573 |
| 5.000 | 6.153 | 36.8 | 150 | Circular | 2.900 | 2.300 | 0.450 | 2.900 | 2.133 | 0.617 |
| 7.000 | 22.025 | 177.6 | 150 | Circular | 3.300 | 2.700 | 0.450 | 3.300 | 2.576 | 0.574 |
| 8.000 | 13.103 | 105.7 | 150 | Circular | 3.300 | 2.700 | 0.450 | 3.300 | 2.576 | 0.574 |






| Link | US Node | Dia (mm) | Node Type | MH Type | DS Node | Dia (mm) | Node Type | MH Type |
|-------|---------|----------|-----------|-----------|---------|----------|-----------|-----------|
| 1.004 | J3 | | Junction | | J4 | | Junction | |
| 1.005 | J4 | | Junction | | SA1 | 1200 | Manhole | Adoptable |
| 1.006 | SA1 | 1200 | Manhole | Adoptable | SA2 | 1200 | Manhole | Adoptable |
| 4.000 | S1 | 450 | Manhole | Adoptable | S2 | 450 | Manhole | Adoptable |
| 4.001 | S2 | 450 | Manhole | Adoptable | J3 | | Junction | |
| 6.000 | S3 | | Junction | | SA1 | 1200 | Manhole | Adoptable |
| 2.000 | S6 | 450 | Manhole | Adoptable | J1 | 1200 | Manhole | Adoptable |
| 3.000 | S7 | 450 | Manhole | Adoptable | J2 | | Junction | |
| 5.000 | S8 | 450 | Manhole | Adoptable | J4 | | Junction | |
| 7.000 | S9 | 450 | Manhole | Adoptable | SA3 | 1200 | Manhole | Adoptable |
| 8.000 | S10 | 450 | Manhole | Adoptable | SA3 | 1200 | Manhole | Adoptable |

Pipeline Schedule









| Link | Length (m) | Slope (1:X) | Dia (mm) | Link Type | US CL (m) | US IL (m) | US Depth (m) | DS CL (m) | DS IL (m) | DS Depth (m) |
|-------|------------|-------------|----------|-----------|-----------|-----------|--------------|-----------|-----------|--------------|
| 7.001 | 1.646 | 164.6 | 150 | Circular | 3.300 | 2.576 | 0.574 | 3.300 | 2.566 | 0.584 |

| Link | US Node | Dia (mm) | Node Type | MH Type | DS Node | Dia (mm) | Node Type | MH Type |
|-------|---------|----------|-----------|-----------|---------|----------|-----------|-----------|
| 7.001 | SA3 | 1200 | Manhole | Adoptable | SA4 | 1200 | Manhole | Adoptable |

Manhole Schedule

| Node | Easting (m) | Northing (m) | CL (m) | Depth (m) | Dia (mm) | Node Type | MH Type | Connections | Link | IL (m) | Dia (mm) | Link Type |
|------|-------------|--------------|--------|-----------|----------|-----------|-----------|---|-------|--------|----------|-----------|
| S1 | 493952.840 | 101945.090 | 2.900 | 0.600 | 450 | Manhole | Adoptable |  | | | | |
| | | | | | | | | 0 | 4.000 | 2.300 | 150 | Circular |
| S2 | 493949.280 | 101962.710 | 2.900 | 0.702 | 450 | Manhole | Adoptable |  | | | | |
| | | | | | | | | 1 | 4.000 | 2.198 | 150 | Circular |
| | | | | | | | | 0 | 4.001 | 2.198 | 150 | Circular |
| S3 | 493967.610 | 101960.400 | 2.900 | 0.550 | | Junction | |  | | | | |
| | | | | | | | | 0 | 6.000 | 2.350 | 100 | Circular |
| S4 | 493927.230 | 101963.630 | 2.900 | 0.600 | 450 | Manhole | Adoptable |  | | | | |
| | | | | | | | | 0 | 1.000 | 2.300 | 150 | Circular |
| S5 | 493929.350 | 101964.060 | 2.900 | 0.613 | 450 | Manhole | Adoptable |  | | | | |
| | | | | | | | | 1 | 1.000 | 2.287 | 150 | Circular |
| | | | | | | | | 0 | 1.001 | 2.287 | 150 | Circular |

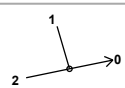

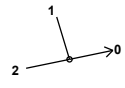
Manhole Schedule

| Node | Easting (m) | Northing (m) | CL (m) | Depth (m) | Dia (mm) | Node Type | MH Type | Connections | Link | IL (m) | Dia (mm) | Link Type | |
|------------|-------------|--------------|--------|-----------|----------|-----------|-----------|---|------|--------|----------|-----------|----------|
| S6 | 493937.780 | 101972.080 | 2.900 | 0.600 | 450 | Manhole | Adoptable |  | 0 | 2.000 | 2.300 | 150 | Circular |
| S7 | 493946.620 | 101973.880 | 2.900 | 0.600 | 450 | Manhole | Adoptable |  | 0 | 3.000 | 2.300 | 150 | Circular |
| S8 | 493954.100 | 101975.400 | 2.900 | 0.600 | 450 | Manhole | Adoptable |  | 0 | 5.000 | 2.300 | 150 | Circular |
| S9 | 493883.900 | 101934.570 | 3.300 | 0.600 | 450 | Manhole | Adoptable |  | 0 | 7.000 | 2.700 | 150 | Circular |
| S10 | 493918.510 | 101940.580 | 3.300 | 0.600 | 450 | Manhole | Adoptable |  | 0 | 8.000 | 2.700 | 150 | Circular |
| DRIVEWAY 1 | 493974.310 | 101967.390 | 2.900 | 0.300 | 1200 | Manhole | |  | | | | | |
| DRIVEWAY 2 | 493950.420 | 101975.260 | 2.900 | 0.300 | 1200 | Manhole | |  | | | | | |
| DRIVEWAY 3 | 493928.450 | 101967.760 | 2.900 | 0.300 | 1200 | Manhole | |  | | | | | |

Manhole Schedule

| Node | Easting (m) | Northing (m) | CL (m) | Depth (m) | Dia (mm) | Node Type | MH Type | Connections | Link | IL (m) | Dia (mm) | Link Type | |
|------------|-------------|--------------|--------|-----------|----------|-----------|-----------|-------------|--------|----------------|----------------|------------|----------------------|
| DRIVEWAY 4 | 493926.100 | 101961.580 | 2.900 | 0.300 | 1200 | Manhole | | | | | | | |
| DRIVEWAY 5 | 493936.090 | 101952.280 | 2.900 | 0.300 | 1200 | Manhole | | | | | | | |
| DRIVEWAY 6 | 493930.540 | 101941.640 | 2.900 | 0.300 | 1200 | Manhole | | | | | | | |
| SA1 | 493960.660 | 101970.500 | 2.850 | 0.745 | 1200 | Manhole | Adoptable | | 1 2 | 6.000 1.005 | 2.155 2.105 | 100 150 | Circular Circular |
| SA2 | 493967.640 | 101971.930 | 2.850 | 0.786 | 1200 | Manhole | Adoptable | | 1 | 1.006 | 2.105 | 150 | Circular |
| SA3 | 493905.600 | 101938.340 | 3.300 | 0.724 | 1200 | Manhole | Adoptable | | 1 2 | 8.000 7.000 | 2.576 2.576 | 150 150 | Circular Circular |
| SA4 | 493905.310 | 101939.960 | 3.300 | 0.734 | 1200 | Manhole | Adoptable | | 0 | 7.001 | 2.576 | 150 | Circular |
| J1 | 493939.510 | 101966.150 | 2.900 | 0.672 | 1200 | Manhole | Adoptable | | 1 2 | 2.000 1.001 | 2.228 2.228 | 150 150 | Circular Circular |
| | | | | | | | | | 0 | 1.002 | 2.228 | 150 | Circular |

Manhole Schedule

| Node | Easting (m) | Northing (m) | CL (m) | Depth (m) | Dia (mm) | Node Type | MH Type | Connections | Link | IL (m) | Dia (mm) | Link Type | |
|------|-------------|--------------|--------|-----------|----------|-----------|---------|---|-------|--------|----------|-----------|----------|
| J2 | 493948.350 | 101967.970 | 2.900 | 0.723 | | Junction | |  | 1 | 3.000 | 2.177 | 150 | Circular |
| | | | | | | | | 2 | 1.002 | 2.177 | 150 | Circular | |
| | | | | | | | | 0 | 1.003 | 2.177 | 150 | Circular | |
| J3 | 493950.670 | 101968.440 | 2.900 | 0.737 | | Junction | |  | 1 | 4.001 | 2.163 | 150 | Circular |
| | | | | | | | | 2 | 1.003 | 2.163 | 150 | Circular | |
| | | | | | | | | 0 | 1.004 | 2.163 | 150 | Circular | |
| J4 | 493955.880 | 101969.510 | 2.900 | 0.767 | | Junction | |  | 1 | 5.000 | 2.133 | 150 | Circular |
| | | | | | | | | 2 | 1.004 | 2.133 | 150 | Circular | |
| | | | | | | | | 0 | 1.005 | 2.133 | 150 | Circular | |

Simulation Settings

| | | | | | |
|----------------------|--------|------------------------|----------|---|------|
| Rainfall Methodology | FEH-22 | Analysis Speed | Detailed | Additional Storage (m ³ /ha) | 20.0 |
| Summer CV | 1.000 | Skip Steady State | x | Check Discharge Rate(s) | x |
| Winter CV | 1.000 | Drain Down Time (mins) | 240 | Check Discharge Volume | x |

Storm Durations

15 | 30 | 60 | 120 | 180 | 240 | 360 | 480 | 600 | 720 | 960 | 1440

| Return Period (years) | Climate Change (CC %) | Additional Area (A %) | Additional Flow (Q %) | Return Period (years) | Climate Change (CC %) | Additional Area (A %) | Additional Flow (Q %) |
|-----------------------|-----------------------|-----------------------|-----------------------|-----------------------|-----------------------|-----------------------|-----------------------|
| 2 | 0 | 0 | 0 | 100 | 0 | 0 | 0 |
| 30 | 35 | 0 | 0 | 100 | 45 | 0 | 0 |

Node DRIVEWAY 1 Depth/Area Storage Structure

| | | | | | |
|-----------------------------|---------|---------------|------|---------------------------|-------|
| Base Inf Coefficient (m/hr) | 0.06876 | Safety Factor | 2.0 | Invert Level (m) | 2.600 |
| Side Inf Coefficient (m/hr) | 0.06876 | Porosity | 0.30 | Time to half empty (mins) | |

| Depth (m) | Area (m ²) | Inf Area (m ²) | Depth (m) | Area (m ²) | Inf Area (m ²) | Depth (m) | Area (m ²) | Inf Area (m ²) |
|-----------|------------------------|----------------------------|-----------|------------------------|----------------------------|-----------|------------------------|----------------------------|
| 0.000 | 33.0 | 33.0 | 0.300 | 33.0 | 39.9 | 0.301 | 0.0 | 39.9 |

Node DRIVEWAY 2 Depth/Area Storage Structure

| | | | | | |
|-----------------------------|---------|---------------|------|---------------------------|-------|
| Base Inf Coefficient (m/hr) | 0.06876 | Safety Factor | 2.0 | Invert Level (m) | 2.600 |
| Side Inf Coefficient (m/hr) | 0.06876 | Porosity | 0.30 | Time to half empty (mins) | |

| Depth (m) | Area (m ²) | Inf Area (m ²) | Depth (m) | Area (m ²) | Inf Area (m ²) | Depth (m) | Area (m ²) | Inf Area (m ²) |
|-----------|------------------------|----------------------------|-----------|------------------------|----------------------------|-----------|------------------------|----------------------------|
| 0.000 | 63.5 | 63.5 | 0.300 | 63.5 | 73.3 | 0.301 | 0.0 | 73.3 |

Node DRIVEWAY 3 Depth/Area Storage Structure

| | | | | | |
|-----------------------------|---------|---------------|------|---------------------------|-------|
| Base Inf Coefficient (m/hr) | 0.06876 | Safety Factor | 2.0 | Invert Level (m) | 2.600 |
| Side Inf Coefficient (m/hr) | 0.06876 | Porosity | 0.30 | Time to half empty (mins) | |

| Depth (m) | Area (m ²) | Inf Area (m ²) | Depth (m) | Area (m ²) | Inf Area (m ²) | Depth (m) | Area (m ²) | Inf Area (m ²) |
|-----------|------------------------|----------------------------|-----------|------------------------|----------------------------|-----------|------------------------|----------------------------|
| 0.000 | 35.8 | 35.8 | 0.300 | 35.8 | 45.1 | 0.301 | 0.0 | 45.1 |

Node DRIVEWAY 4 Depth/Area Storage Structure

| | | | | | |
|-----------------------------|---------|---------------|------|---------------------------|-------|
| Base Inf Coefficient (m/hr) | 0.06876 | Safety Factor | 2.0 | Invert Level (m) | 2.600 |
| Side Inf Coefficient (m/hr) | 0.06876 | Porosity | 0.30 | Time to half empty (mins) | |

| Depth (m) | Area (m ²) | Inf Area (m ²) | Depth (m) | Area (m ²) | Inf Area (m ²) | Depth (m) | Area (m ²) | Inf Area (m ²) |
|-----------|------------------------|----------------------------|-----------|------------------------|----------------------------|-----------|------------------------|----------------------------|
| 0.000 | 47.5 | 47.5 | 0.300 | 47.5 | 58.2 | 0.301 | 0.0 | 58.2 |

Node DRIVEWAY 5 Depth/Area Storage Structure

| | | | | | |
|-----------------------------|---------|---------------|------|---------------------------|-------|
| Base Inf Coefficient (m/hr) | 0.06876 | Safety Factor | 2.0 | Invert Level (m) | 2.600 |
| Side Inf Coefficient (m/hr) | 0.06876 | Porosity | 0.30 | Time to half empty (mins) | |

| Depth (m) | Area (m ²) | Inf Area (m ²) | Depth (m) | Area (m ²) | Inf Area (m ²) | Depth (m) | Area (m ²) | Inf Area (m ²) |
|-----------|------------------------|----------------------------|-----------|------------------------|----------------------------|-----------|------------------------|----------------------------|
| 0.000 | 25.1 | 25.1 | 0.300 | 25.1 | 31.1 | 0.301 | 0.0 | 31.1 |

Node DRIVEWAY 6 Depth/Area Storage Structure

| | | | | | |
|-----------------------------|---------|---------------|------|---------------------------|-------|
| Base Inf Coefficient (m/hr) | 0.06876 | Safety Factor | 2.0 | Invert Level (m) | 2.600 |
| Side Inf Coefficient (m/hr) | 0.06876 | Porosity | 0.30 | Time to half empty (mins) | |

| Depth (m) | Area (m ²) | Inf Area (m ²) | Depth (m) | Area (m ²) | Inf Area (m ²) | Depth (m) | Area (m ²) | Inf Area (m ²) |
|-----------|------------------------|----------------------------|-----------|------------------------|----------------------------|-----------|------------------------|----------------------------|
| 0.000 | 25.1 | 25.1 | 0.300 | 25.1 | 32.6 | 0.301 | 0.0 | 32.6 |

Node SA2 Depth/Area Storage Structure

| | | | | | |
|-----------------------------|---------|---------------|------|---------------------------|-------|
| Base Inf Coefficient (m/hr) | 0.06876 | Safety Factor | 2.0 | Invert Level (m) | 2.400 |
| Side Inf Coefficient (m/hr) | 0.06876 | Porosity | 0.30 | Time to half empty (mins) | 39 |

| Depth (m) | Area (m ²) | Inf Area (m ²) | Depth (m) | Area (m ²) | Inf Area (m ²) | Depth (m) | Area (m ²) | Inf Area (m ²) |
|-----------|------------------------|----------------------------|-----------|------------------------|----------------------------|-----------|------------------------|----------------------------|
| 0.000 | 377.6 | 377.6 | 0.350 | 377.6 | 425.8 | 0.351 | 0.0 | 425.8 |

Node SA4 Depth/Area Storage Structure

| | | | | | |
|-----------------------------|---------|---------------|------|---------------------------|-------|
| Base Inf Coefficient (m/hr) | 0.06876 | Safety Factor | 2.0 | Invert Level (m) | 1.900 |
| Side Inf Coefficient (m/hr) | 0.06876 | Porosity | 0.95 | Time to half empty (mins) | 561 |

| Depth (m) | Area (m ²) | Inf Area (m ²) | Depth (m) | Area (m ²) | Inf Area (m ²) | Depth (m) | Area (m ²) | Inf Area (m ²) |
|-----------|------------------------|----------------------------|-----------|------------------------|----------------------------|-----------|------------------------|----------------------------|
| 0.000 | 54.0 | 54.0 | 0.800 | 54.0 | 98.8 | 0.801 | 0.0 | 98.8 |

Other (defaults)

| | | | | | |
|----------------------|-------|-----------------------|-------|--------------------------|-------|
| Entry Loss (manhole) | 0.250 | Entry Loss (junction) | 0.000 | Apply Recommended Losses | x |
| Exit Loss (manhole) | 0.250 | Exit Loss (junction) | 0.000 | Flood Risk (m) | 0.300 |

Approval Settings

| | | |
|----------------------------|---|---------------------------------------|
| Node Size ✓ | Maximum Cover Depth (m) 3.000 | Surcharged Depth ✓ |
| Node Losses ✓ | Backdrops ✓ | Return Period (years) |
| Link Size ✓ | Minimum Backdrop Height (m) | Maximum Surcharged Depth (m) 0.100 |
| Minimum Diameter (mm) 150 | Maximum Backdrop Height (m) 1.500 | Flooding ✓ |
| Link Length ✓ | Full Bore Velocity ✓ | Return Period (years) 30 |
| Maximum Length (m) 100.000 | Minimum Full Bore Velocity (m/s) | Time to Half Empty x |
| Coordinates ✓ | Maximum Full Bore Velocity (m/s) 3.000 | Discharge Rates ✓ |
| Accuracy (m) 1.000 | Proportional Velocity ✓ | Discharge Volume ✓ |
| Crossings ✓ | Return Period (years) | 100 year 360 minute (m ³) |
| Cover Depth ✓ | Minimum Proportional Velocity (m/s) 0.750 | |
| Minimum Cover Depth (m) | Maximum Proportional Velocity (m/s) 3.000 | |

Rainfall

| Event | Peak Intensity (mm/hr) | Average Intensity (mm/hr) | Event | Peak Intensity (mm/hr) | Average Intensity (mm/hr) |
|--------------------------|------------------------|---------------------------|-----------------------------------|------------------------|---------------------------|
| 2 year 15 minute summer | 116.091 | 32.850 | 2 year 720 minute summer | 9.762 | 2.616 |
| 2 year 15 minute winter | 81.468 | 32.850 | 2 year 720 minute winter | 6.560 | 2.616 |
| 2 year 30 minute summer | 75.097 | 21.250 | 2 year 960 minute summer | 7.934 | 2.089 |
| 2 year 30 minute winter | 52.700 | 21.250 | 2 year 960 minute winter | 5.255 | 2.089 |
| 2 year 60 minute summer | 50.706 | 13.400 | 2 year 1440 minute summer | 5.705 | 1.529 |
| 2 year 60 minute winter | 33.688 | 13.400 | 2 year 1440 minute winter | 3.834 | 1.529 |
| 2 year 120 minute summer | 34.978 | 9.244 | 30 year +35% CC 15 minute summer | 387.331 | 109.601 |
| 2 year 120 minute winter | 23.239 | 9.244 | 30 year +35% CC 15 minute winter | 271.811 | 109.601 |
| 2 year 180 minute summer | 27.910 | 7.182 | 30 year +35% CC 30 minute summer | 256.964 | 72.712 |
| 2 year 180 minute winter | 18.142 | 7.182 | 30 year +35% CC 30 minute winter | 180.325 | 72.712 |
| 2 year 240 minute summer | 22.415 | 5.924 | 30 year +35% CC 60 minute summer | 174.424 | 46.095 |
| 2 year 240 minute winter | 14.892 | 5.924 | 30 year +35% CC 60 minute winter | 115.883 | 46.095 |
| 2 year 360 minute summer | 17.225 | 4.432 | 30 year +35% CC 120 minute summer | 106.278 | 28.086 |
| 2 year 360 minute winter | 11.196 | 4.432 | 30 year +35% CC 120 minute winter | 70.609 | 28.086 |
| 2 year 480 minute summer | 13.522 | 3.573 | 30 year +35% CC 180 minute summer | 80.702 | 20.767 |
| 2 year 480 minute winter | 8.984 | 3.573 | 30 year +35% CC 180 minute winter | 52.458 | 20.767 |
| 2 year 600 minute summer | 11.015 | 3.013 | 30 year +35% CC 240 minute summer | 63.042 | 16.660 |
| 2 year 600 minute winter | 7.526 | 3.013 | 30 year +35% CC 240 minute winter | 41.883 | 16.660 |

Rainfall

| Event | Peak Intensity (mm/hr) | Average Intensity (mm/hr) | Event | Peak Intensity (mm/hr) | Average Intensity (mm/hr) |
|------------------------------------|------------------------|---------------------------|-------------------------------------|------------------------|---------------------------|
| 30 year +35% CC 360 minute summer | 46.984 | 12.091 | 100 year 720 minute summer | 23.688 | 6.349 |
| 30 year +35% CC 360 minute winter | 30.541 | 12.091 | 100 year 720 minute winter | 15.920 | 6.349 |
| 30 year +35% CC 480 minute summer | 36.227 | 9.574 | 100 year 960 minute summer | 19.004 | 5.004 |
| 30 year +35% CC 480 minute winter | 24.068 | 9.574 | 100 year 960 minute winter | 12.589 | 5.004 |
| 30 year +35% CC 600 minute summer | 29.134 | 7.969 | 100 year 1440 minute summer | 13.320 | 3.570 |
| 30 year +35% CC 600 minute winter | 19.906 | 7.969 | 100 year 1440 minute winter | 8.952 | 3.570 |
| 30 year +35% CC 720 minute summer | 25.561 | 6.851 | 100 year +45% CC 15 minute summer | 523.073 | 148.011 |
| 30 year +35% CC 720 minute winter | 17.179 | 6.851 | 100 year +45% CC 15 minute winter | 367.069 | 148.011 |
| 30 year +35% CC 960 minute summer | 20.456 | 5.386 | 100 year +45% CC 30 minute summer | 349.625 | 98.932 |
| 30 year +35% CC 960 minute winter | 13.550 | 5.386 | 100 year +45% CC 30 minute winter | 245.351 | 98.932 |
| 30 year +35% CC 1440 minute summer | 14.348 | 3.845 | 100 year +45% CC 60 minute summer | 239.096 | 63.186 |
| 30 year +35% CC 1440 minute winter | 9.643 | 3.845 | 100 year +45% CC 60 minute winter | 158.850 | 63.186 |
| 100 year 15 minute summer | 360.740 | 102.077 | 100 year +45% CC 120 minute summer | 143.107 | 37.819 |
| 100 year 15 minute winter | 253.151 | 102.077 | 100 year +45% CC 120 minute winter | 95.077 | 37.819 |
| 100 year 30 minute summer | 241.121 | 68.229 | 100 year +45% CC 180 minute summer | 108.085 | 27.814 |
| 100 year 30 minute winter | 169.207 | 68.229 | 100 year +45% CC 180 minute winter | 70.258 | 27.814 |
| 100 year 60 minute summer | 164.894 | 43.577 | 100 year +45% CC 240 minute summer | 84.300 | 22.278 |
| 100 year 60 minute winter | 109.551 | 43.577 | 100 year +45% CC 240 minute winter | 56.007 | 22.278 |
| 100 year 120 minute summer | 98.694 | 26.082 | 100 year +45% CC 360 minute summer | 62.887 | 16.183 |
| 100 year 120 minute winter | 65.570 | 26.082 | 100 year +45% CC 360 minute winter | 40.878 | 16.183 |
| 100 year 180 minute summer | 74.541 | 19.182 | 100 year +45% CC 480 minute summer | 48.554 | 12.831 |
| 100 year 180 minute winter | 48.454 | 19.182 | 100 year +45% CC 480 minute winter | 32.258 | 12.831 |
| 100 year 240 minute summer | 58.138 | 15.364 | 100 year +45% CC 600 minute summer | 39.100 | 10.695 |
| 100 year 240 minute winter | 38.625 | 15.364 | 100 year +45% CC 600 minute winter | 26.715 | 10.695 |
| 100 year 360 minute summer | 43.370 | 11.161 | 100 year +45% CC 720 minute summer | 34.348 | 9.205 |
| 100 year 360 minute winter | 28.192 | 11.161 | 100 year +45% CC 720 minute winter | 23.084 | 9.205 |
| 100 year 480 minute summer | 33.485 | 8.849 | 100 year +45% CC 960 minute summer | 27.556 | 7.256 |
| 100 year 480 minute winter | 22.247 | 8.849 | 100 year +45% CC 960 minute winter | 18.253 | 7.256 |
| 100 year 600 minute summer | 26.965 | 7.376 | 100 year +45% CC 1440 minute summer | 19.314 | 5.176 |
| 100 year 600 minute winter | 18.424 | 7.376 | 100 year +45% CC 1440 minute winter | 12.980 | 5.176 |

Results for 2 year Critical Storm Duration. Lowest mass balance: 89.70%

| Node Event | US Node | Peak (mins) | Level (m) | Depth (m) | Inflow (l/s) | Node Vol (m³) | Flood (m³) | Status |
|-------------------|------------|-------------|-----------|-----------|--------------|---------------|------------|------------|
| 240 minute summer | S1 | 148 | 2.437 | 0.137 | 0.4 | 0.0583 | 0.0000 | OK |
| 240 minute summer | S2 | 148 | 2.437 | 0.239 | 0.8 | 0.0924 | 0.0000 | SURCHARGED |
| 240 minute summer | S3 | 156 | 2.436 | 0.086 | 0.7 | 0.0438 | 0.0000 | OK |
| 240 minute summer | S4 | 148 | 2.437 | 0.137 | 0.4 | 0.0583 | 0.0000 | OK |
| 240 minute summer | S5 | 148 | 2.437 | 0.150 | 0.4 | 0.0238 | 0.0000 | OK |
| 240 minute summer | S6 | 148 | 2.437 | 0.137 | 0.4 | 0.0583 | 0.0000 | OK |
| 240 minute summer | S7 | 148 | 2.437 | 0.137 | 0.5 | 0.0672 | 0.0000 | OK |
| 240 minute summer | S8 | 152 | 2.436 | 0.136 | 0.5 | 0.0670 | 0.0000 | OK |
| 120 minute summer | S9 | 76 | 2.736 | 0.036 | 1.7 | 0.0395 | 0.0000 | OK |
| 60 minute summer | S10 | 46 | 2.732 | 0.032 | 1.7 | 0.0347 | 0.0000 | OK |
| 120 minute summer | DRIVEWAY 1 | 90 | 2.644 | 0.044 | 0.4 | 0.5011 | 0.0000 | OK |
| 120 minute summer | DRIVEWAY 2 | 90 | 2.634 | 0.034 | 0.6 | 0.7132 | 0.0000 | OK |
| 240 minute summer | DRIVEWAY 3 | 152 | 2.623 | 0.023 | 0.2 | 0.2768 | 0.0000 | OK |
| 120 minute summer | DRIVEWAY 4 | 88 | 2.623 | 0.023 | 0.3 | 0.3631 | 0.0000 | OK |
| 120 minute summer | DRIVEWAY 5 | 88 | 2.626 | 0.026 | 0.2 | 0.2327 | 0.0000 | OK |

| Link Event (Upstream Depth) | US Node | Link | DS Node | Outflow (l/s) | Velocity (m/s) | Flow/Cap | Link Vol (m³) |
|-----------------------------|------------|--------------|---------|---------------|----------------|----------|---------------|
| 240 minute summer | S1 | 4.000 | S2 | 0.4 | 0.174 | 0.030 | 0.3097 |
| 240 minute summer | S2 | 4.001 | J3 | 0.8 | 0.208 | 0.058 | 0.1038 |
| 240 minute summer | S3 | 6.000 | SA1 | 0.7 | 0.338 | 0.090 | 0.0919 |
| 240 minute summer | S4 | 1.000 | S5 | 0.4 | 0.314 | 0.029 | 0.0373 |
| 240 minute summer | S5 | 1.001 | J1 | 0.4 | 0.177 | 0.029 | 0.1825 |
| 240 minute summer | S6 | 2.000 | J1 | 0.4 | 0.379 | 0.021 | 0.1064 |
| 240 minute summer | S7 | 3.000 | J2 | 0.5 | 0.417 | 0.019 | 0.1061 |
| 240 minute summer | S8 | 5.000 | J4 | 0.5 | 0.458 | 0.017 | 0.1058 |
| 120 minute summer | S9 | 7.000 | SA3 | 1.7 | 0.359 | 0.128 | 0.1058 |
| 60 minute summer | S10 | 8.000 | SA3 | 1.7 | 0.385 | 0.098 | 0.0593 |
| 120 minute summer | DRIVEWAY 1 | Infiltration | | 0.3 | | | |
| 120 minute summer | DRIVEWAY 2 | Infiltration | | 0.4 | | | |
| 240 minute summer | DRIVEWAY 3 | Infiltration | | 0.2 | | | |
| 120 minute summer | DRIVEWAY 4 | Infiltration | | 0.2 | | | |
| 120 minute summer | DRIVEWAY 5 | Infiltration | | 0.1 | | | |

Results for 2 year Critical Storm Duration. Lowest mass balance: 89.70%

| Node Event | US Node | Peak (mins) | Level (m) | Depth (m) | Inflow (l/s) | Node Vol (m ³) | Flood (m ³) | Status |
|-------------------|------------|-------------|-----------|-----------|--------------|----------------------------|-------------------------|------------|
| 120 minute summer | DRIVEWAY 6 | 88 | 2.626 | 0.026 | 0.2 | 0.2327 | 0.0000 | OK |
| 240 minute summer | SA1 | 156 | 2.435 | 0.330 | 3.4 | 0.4179 | 0.0000 | SURCHARGED |
| 240 minute summer | SA2 | 156 | 2.433 | 0.369 | 3.4 | 4.2506 | 0.0000 | OK |
| 120 minute summer | SA3 | 78 | 2.634 | 0.058 | 3.6 | 0.0725 | 0.0000 | OK |
| 360 minute summer | SA4 | 264 | 2.079 | -0.487 | 2.6 | 9.1634 | 0.0000 | OK |
| 240 minute summer | J1 | 148 | 2.437 | 0.209 | 0.8 | 0.2362 | 0.0000 | SURCHARGED |
| 240 minute summer | J2 | 148 | 2.437 | 0.260 | 1.2 | 0.0000 | 0.0000 | SURCHARGED |
| 240 minute summer | J3 | 148 | 2.437 | 0.274 | 2.0 | 0.0000 | 0.0000 | SURCHARGED |
| 240 minute summer | J4 | 152 | 2.436 | 0.303 | 2.5 | 0.0000 | 0.0000 | SURCHARGED |

| Link Event (Upstream Depth) | US Node | Link | DS Node | Outflow (l/s) | Velocity (m/s) | Flow/Cap | Link Vol (m ³) |
|-----------------------------|------------|--------------|---------|---------------|----------------|----------|----------------------------|
| 120 minute summer | DRIVEWAY 6 | Infiltration | | 0.1 | | | |
| 240 minute summer | SA1 | 1.006 | SA2 | 3.4 | 0.232 | 0.253 | 0.1254 |
| 240 minute summer | SA2 | Infiltration | | 2.4 | | | |
| 120 minute summer | SA3 | 7.001 | SA4 | 3.6 | 0.612 | 0.261 | 0.0097 |
| 360 minute summer | SA4 | Infiltration | | 0.6 | | | |
| 240 minute summer | J1 | 1.002 | J2 | 0.8 | 0.232 | 0.059 | 0.1589 |
| 240 minute summer | J2 | 1.003 | J3 | 1.2 | 0.247 | 0.090 | 0.0417 |
| 240 minute summer | J3 | 1.004 | J4 | 2.0 | 0.172 | 0.150 | 0.0936 |
| 240 minute summer | J4 | 1.005 | SA1 | 2.5 | 0.214 | 0.185 | 0.0859 |

Results for 30 year +35% CC Critical Storm Duration. Lowest mass balance: 89.70%

| Node Event | US Node | Peak (mins) | Level (m) | Depth (m) | Inflow (l/s) | Node Vol (m³) | Flood (m³) | Status |
|-------------------|------------|-------------|-----------|-----------|--------------|---------------|------------|------------|
| 60 minute summer | S1 | 56 | 2.602 | 0.302 | 1.6 | 0.1286 | 0.0000 | FLOOD RISK |
| 60 minute summer | S2 | 56 | 2.601 | 0.403 | 3.1 | 0.1558 | 0.0000 | FLOOD RISK |
| 60 minute summer | S3 | 55 | 2.595 | 0.245 | 2.9 | 0.1247 | 0.0000 | SURCHARGED |
| 60 minute summer | S4 | 56 | 2.604 | 0.304 | 1.6 | 0.1296 | 0.0000 | FLOOD RISK |
| 60 minute summer | S5 | 56 | 2.604 | 0.317 | 1.5 | 0.0504 | 0.0000 | FLOOD RISK |
| 60 minute summer | S6 | 56 | 2.604 | 0.304 | 1.6 | 0.1293 | 0.0000 | FLOOD RISK |
| 60 minute summer | S7 | 56 | 2.601 | 0.301 | 2.0 | 0.1481 | 0.0000 | FLOOD RISK |
| 60 minute summer | S8 | 57 | 2.590 | 0.290 | 2.0 | 0.1427 | 0.0000 | SURCHARGED |
| 60 minute summer | S9 | 45 | 2.768 | 0.068 | 5.7 | 0.0746 | 0.0000 | OK |
| 60 minute summer | S10 | 43 | 2.759 | 0.059 | 5.7 | 0.0646 | 0.0000 | OK |
| 120 minute summer | DRIVEWAY 1 | 102 | 2.798 | 0.198 | 1.3 | 2.2813 | 0.0000 | OK |
| 120 minute summer | DRIVEWAY 2 | 100 | 2.739 | 0.139 | 1.9 | 2.8911 | 0.0000 | OK |
| 60 minute summer | DRIVEWAY 3 | 62 | 2.683 | 0.083 | 0.8 | 1.0118 | 0.0000 | OK |
| 60 minute summer | DRIVEWAY 4 | 62 | 2.678 | 0.078 | 1.0 | 1.2300 | 0.0000 | OK |
| 60 minute winter | DRIVEWAY 5 | 65 | 2.688 | 0.088 | 0.6 | 0.7840 | 0.0000 | OK |

| Link Event (Upstream Depth) | US Node | Link | DS Node | Outflow (l/s) | Velocity (m/s) | Flow/Cap | Link Vol (m³) |
|-----------------------------|------------|--------------|---------|---------------|----------------|----------|---------------|
| 60 minute summer | S1 | 4.000 | S2 | 1.5 | 0.214 | 0.114 | 0.3165 |
| 60 minute summer | S2 | 4.001 | J3 | 3.0 | 0.287 | 0.223 | 0.1038 |
| 60 minute summer | S3 | 6.000 | SA1 | 2.8 | 0.465 | 0.369 | 0.0959 |
| 60 minute summer | S4 | 1.000 | S5 | 1.5 | 0.358 | 0.111 | 0.0381 |
| 60 minute summer | S5 | 1.001 | J1 | 1.4 | 0.241 | 0.108 | 0.1826 |
| 60 minute summer | S6 | 2.000 | J1 | 1.5 | 0.389 | 0.079 | 0.1087 |
| 60 minute summer | S7 | 3.000 | J2 | 1.9 | 0.469 | 0.076 | 0.1084 |
| 60 minute summer | S8 | 5.000 | J4 | 1.9 | 0.523 | 0.065 | 0.1083 |
| 60 minute summer | S9 | 7.000 | SA3 | 5.7 | 0.479 | 0.430 | 0.2571 |
| 60 minute summer | S10 | 8.000 | SA3 | 5.7 | 0.508 | 0.330 | 0.1441 |
| 120 minute summer | DRIVEWAY 1 | Infiltration | | 0.4 | | | |
| 120 minute summer | DRIVEWAY 2 | Infiltration | | 0.6 | | | |
| 60 minute summer | DRIVEWAY 3 | Infiltration | | 0.4 | | | |
| 60 minute summer | DRIVEWAY 4 | Infiltration | | 0.5 | | | |
| 60 minute winter | DRIVEWAY 5 | Infiltration | | 0.2 | | | |

Results for 30 year +35% CC Critical Storm Duration. Lowest mass balance: 89.70%

| Node Event | US Node | Peak (mins) | Level (m) | Depth (m) | Inflow (l/s) | Node Vol (m³) | Flood (m³) | Status |
|-------------------|------------|-------------|-----------|-----------|--------------|---------------|------------|------------|
| 60 minute winter | DRIVEWAY 6 | 64 | 2.688 | 0.088 | 0.6 | 0.7823 | 0.0000 | OK |
| 60 minute summer | SA1 | 58 | 2.574 | 0.469 | 13.3 | 0.5933 | 0.0000 | FLOOD RISK |
| 120 minute summer | SA2 | 104 | 2.562 | 0.498 | 12.3 | 18.9414 | 0.0000 | OK |
| 60 minute summer | SA3 | 47 | 2.700 | 0.124 | 12.2 | 0.1535 | 0.0000 | OK |
| 240 minute winter | SA4 | 244 | 2.513 | -0.053 | 6.6 | 31.4550 | 0.0000 | OK |
| 60 minute summer | J1 | 56 | 2.603 | 0.375 | 3.0 | 0.4242 | 0.0000 | FLOOD RISK |
| 60 minute summer | J2 | 56 | 2.600 | 0.423 | 4.8 | 0.0000 | 0.0000 | FLOOD RISK |
| 60 minute summer | J3 | 56 | 2.599 | 0.436 | 7.7 | 0.0000 | 0.0000 | SURCHARGED |
| 60 minute summer | J4 | 57 | 2.589 | 0.456 | 9.6 | 0.0000 | 0.0000 | SURCHARGED |

| Link Event (Upstream Depth) | US Node | Link | DS Node | Outflow (l/s) | Velocity (m/s) | Flow/Cap | Link Vol (m³) |
|-----------------------------|------------|--------------|---------|---------------|----------------|----------|---------------|
| 60 minute winter | DRIVEWAY 6 | Infiltration | | 0.3 | | | |
| 60 minute summer | SA1 | 1.006 | SA2 | 13.2 | 0.747 | 0.981 | 0.1254 |
| 120 minute summer | SA2 | Infiltration | | 3.8 | | | |
| 60 minute summer | SA3 | 7.001 | SA4 | 12.2 | 0.856 | 0.885 | 0.0233 |
| 240 minute winter | SA4 | Infiltration | | 0.8 | | | |
| 60 minute summer | J1 | 1.002 | J2 | 2.9 | 0.285 | 0.216 | 0.1589 |
| 60 minute summer | J2 | 1.003 | J3 | 4.7 | 0.319 | 0.346 | 0.0417 |
| 60 minute summer | J3 | 1.004 | J4 | 7.7 | 0.435 | 0.577 | 0.0936 |
| 60 minute summer | J4 | 1.005 | SA1 | 9.5 | 0.540 | 0.709 | 0.0859 |

Results for 100 year Critical Storm Duration. Lowest mass balance: 89.70%

| Node Event | US Node | Peak (mins) | Level (m) | Depth (m) | Inflow (l/s) | Node Vol (m ³) | Flood (m ³) | Status |
|------------------|------------|-------------|-----------|-----------|--------------|----------------------------|-------------------------|------------|
| 60 minute summer | S1 | 57 | 2.585 | 0.285 | 1.6 | 0.1215 | 0.0000 | SURCHARGED |
| 60 minute summer | S2 | 57 | 2.584 | 0.386 | 3.1 | 0.1495 | 0.0000 | SURCHARGED |
| 60 minute summer | S3 | 56 | 2.579 | 0.229 | 2.7 | 0.1164 | 0.0000 | SURCHARGED |
| 60 minute summer | S4 | 57 | 2.587 | 0.287 | 1.6 | 0.1224 | 0.0000 | SURCHARGED |
| 60 minute summer | S5 | 57 | 2.587 | 0.300 | 1.5 | 0.0477 | 0.0000 | SURCHARGED |
| 60 minute summer | S6 | 57 | 2.587 | 0.287 | 1.6 | 0.1221 | 0.0000 | SURCHARGED |
| 60 minute summer | S7 | 57 | 2.585 | 0.285 | 1.9 | 0.1400 | 0.0000 | SURCHARGED |
| 60 minute summer | S8 | 57 | 2.575 | 0.275 | 1.9 | 0.1353 | 0.0000 | SURCHARGED |
| 60 minute summer | S9 | 45 | 2.766 | 0.066 | 5.4 | 0.0724 | 0.0000 | OK |
| 60 minute summer | S10 | 44 | 2.757 | 0.057 | 5.4 | 0.0627 | 0.0000 | OK |
| 60 minute summer | DRIVEWAY 1 | 67 | 2.776 | 0.176 | 1.4 | 2.0286 | 0.0000 | OK |
| 60 minute summer | DRIVEWAY 2 | 65 | 2.728 | 0.128 | 1.9 | 2.6727 | 0.0000 | OK |
| 60 minute summer | DRIVEWAY 3 | 62 | 2.679 | 0.079 | 0.8 | 0.9581 | 0.0000 | OK |
| 60 minute summer | DRIVEWAY 4 | 62 | 2.674 | 0.074 | 1.0 | 1.1630 | 0.0000 | OK |
| 60 minute summer | DRIVEWAY 5 | 63 | 2.684 | 0.084 | 0.6 | 0.7399 | 0.0000 | OK |

| Link Event (Upstream Depth) | US Node | Link | DS Node | Outflow (l/s) | Velocity (m/s) | Flow/Cap | Link Vol (m ³) |
|-----------------------------|------------|--------------|---------|---------------|----------------|----------|----------------------------|
| 60 minute summer | S1 | 4.000 | S2 | 1.5 | 0.225 | 0.112 | 0.3165 |
| 60 minute summer | S2 | 4.001 | J3 | 3.0 | 0.287 | 0.218 | 0.1038 |
| 60 minute summer | S3 | 6.000 | SA1 | 2.6 | 0.465 | 0.344 | 0.0959 |
| 60 minute summer | S4 | 1.000 | S5 | 1.5 | 0.336 | 0.108 | 0.0381 |
| 60 minute summer | S5 | 1.001 | J1 | 1.4 | 0.241 | 0.104 | 0.1826 |
| 60 minute summer | S6 | 2.000 | J1 | 1.5 | 0.389 | 0.077 | 0.1087 |
| 60 minute summer | S7 | 3.000 | J2 | 1.8 | 0.469 | 0.073 | 0.1084 |
| 60 minute summer | S8 | 5.000 | J4 | 1.8 | 0.523 | 0.062 | 0.1083 |
| 60 minute summer | S9 | 7.000 | SA3 | 5.4 | 0.471 | 0.407 | 0.2485 |
| 60 minute summer | S10 | 8.000 | SA3 | 5.4 | 0.500 | 0.313 | 0.1394 |
| 60 minute summer | DRIVEWAY 1 | Infiltration | | 0.3 | | | |
| 60 minute summer | DRIVEWAY 2 | Infiltration | | 0.6 | | | |
| 60 minute summer | DRIVEWAY 3 | Infiltration | | 0.4 | | | |
| 60 minute summer | DRIVEWAY 4 | Infiltration | | 0.5 | | | |
| 60 minute summer | DRIVEWAY 5 | Infiltration | | 0.2 | | | |

Results for 100 year Critical Storm Duration. Lowest mass balance: 89.70%

| Node Event | US Node | Peak (mins) | Level (m) | Depth (m) | Inflow (l/s) | Node Vol (m ³) | Flood (m ³) | Status |
|-------------------|------------|-------------|-----------|-----------|--------------|----------------------------|-------------------------|------------|
| 60 minute summer | DRIVEWAY 6 | 63 | 2.683 | 0.083 | 0.6 | 0.7386 | 0.0000 | OK |
| 60 minute summer | SA1 | 58 | 2.561 | 0.456 | 12.6 | 0.5768 | 0.0000 | FLOOD RISK |
| 120 minute summer | SA2 | 102 | 2.546 | 0.482 | 11.6 | 17.1724 | 0.0000 | OK |
| 60 minute summer | SA3 | 46 | 2.696 | 0.120 | 11.6 | 0.1485 | 0.0000 | OK |
| 240 minute winter | SA4 | 244 | 2.455 | -0.111 | 6.0 | 28.4528 | 0.0000 | OK |
| 60 minute summer | J1 | 57 | 2.586 | 0.358 | 2.8 | 0.4052 | 0.0000 | SURCHARGED |
| 60 minute summer | J2 | 57 | 2.584 | 0.407 | 4.6 | 0.0000 | 0.0000 | SURCHARGED |
| 60 minute summer | J3 | 57 | 2.583 | 0.420 | 7.4 | 0.0000 | 0.0000 | SURCHARGED |
| 60 minute summer | J4 | 57 | 2.574 | 0.441 | 9.1 | 0.0000 | 0.0000 | SURCHARGED |

| Link Event (Upstream Depth) | US Node | Link | DS Node | Outflow (l/s) | Velocity (m/s) | Flow/Cap | Link Vol (m ³) |
|-----------------------------|------------|--------------|---------|---------------|----------------|----------|----------------------------|
| 60 minute summer | DRIVEWAY 6 | Infiltration | | 0.2 | | | |
| 60 minute summer | SA1 | 1.006 | SA2 | 12.5 | 0.712 | 0.934 | 0.1254 |
| 120 minute summer | SA2 | Infiltration | | 3.8 | | | |
| 60 minute summer | SA3 | 7.001 | SA4 | 11.6 | 0.840 | 0.841 | 0.0227 |
| 240 minute winter | SA4 | Infiltration | | 0.8 | | | |
| 60 minute summer | J1 | 1.002 | J2 | 2.8 | 0.286 | 0.207 | 0.1589 |
| 60 minute summer | J2 | 1.003 | J3 | 4.5 | 0.305 | 0.329 | 0.0417 |
| 60 minute summer | J3 | 1.004 | J4 | 7.3 | 0.413 | 0.547 | 0.0936 |
| 60 minute summer | J4 | 1.005 | SA1 | 9.0 | 0.513 | 0.674 | 0.0859 |

Results for 100 year +45% CC Critical Storm Duration. Lowest mass balance: 89.70%

| Node Event | US Node | Peak (mins) | Level (m) | Depth (m) | Inflow (l/s) | Node Vol (m ³) | Flood (m ³) | Status |
|-------------------|------------|-------------|-----------|-----------|--------------|----------------------------|-------------------------|------------|
| 60 minute summer | S1 | 56 | 2.734 | 0.434 | 2.2 | 0.1850 | 0.0000 | FLOOD RISK |
| 60 minute summer | S2 | 56 | 2.732 | 0.534 | 4.3 | 0.2066 | 0.0000 | FLOOD RISK |
| 60 minute summer | S3 | 56 | 2.722 | 0.372 | 3.9 | 0.1896 | 0.0000 | FLOOD RISK |
| 60 minute summer | S4 | 56 | 2.739 | 0.439 | 2.2 | 0.1869 | 0.0000 | FLOOD RISK |
| 60 minute summer | S5 | 56 | 2.738 | 0.451 | 2.1 | 0.0717 | 0.0000 | FLOOD RISK |
| 60 minute summer | S6 | 56 | 2.738 | 0.438 | 2.2 | 0.1864 | 0.0000 | FLOOD RISK |
| 60 minute summer | S7 | 56 | 2.733 | 0.433 | 2.8 | 0.2130 | 0.0000 | FLOOD RISK |
| 60 minute summer | S8 | 56 | 2.712 | 0.412 | 2.8 | 0.2025 | 0.0000 | FLOOD RISK |
| 360 minute winter | S9 | 360 | 3.163 | 0.463 | 3.1 | 0.5057 | 0.0000 | FLOOD RISK |
| 360 minute winter | S10 | 360 | 3.163 | 0.463 | 3.1 | 0.5057 | 0.0000 | FLOOD RISK |
| 120 minute summer | DRIVEWAY 1 | 110 | 2.894 | 0.294 | 1.8 | 3.3788 | 0.0000 | OK |
| 120 minute summer | DRIVEWAY 2 | 104 | 2.811 | 0.211 | 2.6 | 4.4070 | 0.0000 | OK |
| 60 minute summer | DRIVEWAY 3 | 65 | 2.729 | 0.129 | 1.1 | 1.5622 | 0.0000 | OK |
| 60 minute summer | DRIVEWAY 4 | 65 | 2.722 | 0.122 | 1.4 | 1.9138 | 0.0000 | OK |
| 120 minute summer | DRIVEWAY 5 | 100 | 2.734 | 0.134 | 0.8 | 1.1860 | 0.0000 | OK |

| Link Event (Upstream Depth) | US Node | Link | DS Node | Outflow (l/s) | Velocity (m/s) | Flow/Cap | Link Vol (m ³) |
|-----------------------------|------------|--------------|---------|---------------|----------------|----------|----------------------------|
| 60 minute summer | S1 | 4.000 | S2 | 2.1 | 0.242 | 0.157 | 0.3165 |
| 60 minute summer | S2 | 4.001 | J3 | 4.2 | 0.287 | 0.307 | 0.1038 |
| 60 minute summer | S3 | 6.000 | SA1 | 3.8 | 0.482 | 0.494 | 0.0959 |
| 60 minute summer | S4 | 1.000 | S5 | 2.1 | 0.357 | 0.152 | 0.0381 |
| 60 minute summer | S5 | 1.001 | J1 | 2.0 | 0.241 | 0.148 | 0.1826 |
| 60 minute summer | S6 | 2.000 | J1 | 2.1 | 0.389 | 0.109 | 0.1087 |
| 60 minute summer | S7 | 3.000 | J2 | 2.7 | 0.469 | 0.106 | 0.1084 |
| 60 minute summer | S8 | 5.000 | J4 | 2.7 | 0.523 | 0.091 | 0.1083 |
| 360 minute winter | S9 | 7.000 | SA3 | 3.1 | 0.414 | 0.234 | 0.3877 |
| 360 minute winter | S10 | 8.000 | SA3 | 3.1 | 0.441 | 0.180 | 0.2307 |
| 120 minute summer | DRIVEWAY 1 | Infiltration | | 0.4 | | | |
| 120 minute summer | DRIVEWAY 2 | Infiltration | | 0.7 | | | |
| 60 minute summer | DRIVEWAY 3 | Infiltration | | 0.4 | | | |
| 60 minute summer | DRIVEWAY 4 | Infiltration | | 0.5 | | | |
| 120 minute summer | DRIVEWAY 5 | Infiltration | | 0.3 | | | |

Results for 100 year +45% CC Critical Storm Duration. Lowest mass balance: 89.70%

| Node Event | US Node | Peak (mins) | Level (m) | Depth (m) | Inflow (l/s) | Node Vol (m ³) | Flood (m ³) | Status |
|-------------------|------------|-------------|-----------|-----------|--------------|----------------------------|-------------------------|------------|
| 120 minute summer | DRIVEWAY 6 | 100 | 2.733 | 0.133 | 0.8 | 1.1800 | 0.0000 | OK |
| 60 minute summer | SA1 | 58 | 2.680 | 0.575 | 18.1 | 0.7278 | 0.0000 | FLOOD RISK |
| 120 minute summer | SA2 | 110 | 2.649 | 0.585 | 16.4 | 28.9820 | 0.0000 | OK |
| 360 minute winter | SA3 | 360 | 3.163 | 0.587 | 6.6 | 0.7285 | 0.0000 | FLOOD RISK |
| 360 minute winter | SA4 | 360 | 3.163 | 0.597 | 6.6 | 41.7413 | 0.0000 | OK |
| 60 minute summer | J1 | 56 | 2.737 | 0.509 | 4.1 | 0.5751 | 0.0000 | FLOOD RISK |
| 60 minute summer | J2 | 56 | 2.731 | 0.554 | 6.5 | 0.0000 | 0.0000 | FLOOD RISK |
| 60 minute summer | J3 | 56 | 2.728 | 0.565 | 10.6 | 0.0000 | 0.0000 | FLOOD RISK |
| 60 minute summer | J4 | 57 | 2.710 | 0.577 | 13.1 | 0.0000 | 0.0000 | FLOOD RISK |

| Link Event (Upstream Depth) | US Node | Link | DS Node | Outflow (l/s) | Velocity (m/s) | Flow/Cap | Link Vol (m ³) |
|-----------------------------|------------|--------------|---------|---------------|----------------|----------|----------------------------|
| 120 minute summer | DRIVEWAY 6 | Infiltration | | 0.3 | | | |
| 60 minute summer | SA1 | 1.006 | SA2 | 18.0 | 1.020 | 1.339 | 0.1254 |
| 120 minute summer | SA2 | Infiltration | | 3.9 | | | |
| 360 minute winter | SA3 | 7.001 | SA4 | 6.6 | 0.713 | 0.479 | 0.0290 |
| 360 minute winter | SA4 | Infiltration | | 0.9 | | | |
| 60 minute summer | J1 | 1.002 | J2 | 3.9 | 0.285 | 0.297 | 0.1589 |
| 60 minute summer | J2 | 1.003 | J3 | 6.4 | 0.365 | 0.472 | 0.0417 |
| 60 minute summer | J3 | 1.004 | J4 | 10.5 | 0.596 | 0.790 | 0.0936 |
| 60 minute summer | J4 | 1.005 | SA1 | 13.0 | 0.737 | 0.969 | 0.0859 |

Results for 2 year 15 minute summer. 255 minute analysis at 1 minute timestep. Mass balance: 89.70%

| Node Event | US Node | Peak (mins) | Level (m) | Depth (m) | Inflow (l/s) | Node Vol (m ³) | Flood (m ³) | Status |
|------------------|------------|-------------|-----------|-----------|--------------|----------------------------|-------------------------|------------|
| 15 minute summer | S1 | 37 | 2.412 | 0.112 | 0.5 | 0.0475 | 0.0000 | OK |
| 15 minute summer | S2 | 37 | 2.412 | 0.214 | 1.0 | 0.0826 | 0.0000 | SURCHARGED |
| 15 minute summer | S3 | 36 | 2.412 | 0.062 | 0.6 | 0.0313 | 0.0000 | OK |
| 15 minute summer | S4 | 36 | 2.412 | 0.112 | 0.4 | 0.0477 | 0.0000 | OK |
| 15 minute summer | S5 | 36 | 2.412 | 0.125 | 0.8 | 0.0199 | 0.0000 | OK |
| 15 minute summer | S6 | 36 | 2.412 | 0.112 | 0.5 | 0.0476 | 0.0000 | OK |
| 15 minute summer | S7 | 36 | 2.412 | 0.112 | 0.5 | 0.0550 | 0.0000 | OK |
| 15 minute summer | S8 | 36 | 2.411 | 0.111 | 0.7 | 0.0547 | 0.0000 | OK |
| 15 minute summer | S9 | 22 | 2.732 | 0.032 | 1.3 | 0.0345 | 0.0000 | OK |
| 15 minute summer | S10 | 19 | 2.728 | 0.028 | 1.3 | 0.0304 | 0.0000 | OK |
| 15 minute summer | DRIVEWAY 1 | 37 | 2.629 | 0.029 | 0.3 | 0.3309 | 0.0000 | OK |
| 15 minute summer | DRIVEWAY 2 | 37 | 2.624 | 0.024 | 0.5 | 0.5039 | 0.0000 | OK |
| 15 minute summer | DRIVEWAY 3 | 36 | 2.618 | 0.018 | 0.2 | 0.2141 | 0.0000 | OK |
| 15 minute summer | DRIVEWAY 4 | 37 | 2.614 | 0.014 | 0.2 | 0.2207 | 0.0000 | OK |
| 15 minute summer | DRIVEWAY 5 | 38 | 2.613 | 0.013 | 0.1 | 0.1183 | 0.0000 | OK |

| Link Event | US Node | Link | DS Node | Outflow (l/s) | Velocity (m/s) | Flow/Cap | Link Vol (m ³) |
|------------------|------------|--------------|---------|---------------|----------------|----------|----------------------------|
| 15 minute summer | S1 | 4.000 | S2 | 0.5 | 0.243 | 0.035 | 0.2846 |
| 15 minute summer | S2 | 4.001 | J3 | 0.9 | 0.320 | 0.064 | 0.1038 |
| 15 minute summer | S3 | 6.000 | SA1 | 0.6 | 0.563 | 0.085 | 0.0789 |
| 15 minute summer | S4 | 1.000 | S5 | 0.4 | 0.338 | 0.031 | 0.0322 |
| 15 minute summer | S5 | 1.001 | J1 | 0.5 | 0.261 | 0.040 | 0.1727 |
| 15 minute summer | S6 | 2.000 | J1 | 0.4 | 0.388 | 0.021 | 0.0979 |
| 15 minute summer | S7 | 3.000 | J2 | 0.7 | 0.473 | 0.027 | 0.0975 |
| 15 minute summer | S8 | 5.000 | J4 | 0.5 | 0.523 | 0.017 | 0.0972 |
| 15 minute summer | S9 | 7.000 | SA3 | 1.3 | 0.332 | 0.098 | 0.0876 |
| 15 minute summer | S10 | 8.000 | SA3 | 1.3 | 0.371 | 0.075 | 0.0491 |
| 15 minute summer | DRIVEWAY 1 | Infiltration | | 0.2 | | | |
| 15 minute summer | DRIVEWAY 2 | Infiltration | | 0.3 | | | |
| 15 minute summer | DRIVEWAY 3 | Infiltration | | 0.1 | | | |
| 15 minute summer | DRIVEWAY 4 | Infiltration | | 0.1 | | | |
| 15 minute summer | DRIVEWAY 5 | Infiltration | | 0.1 | | | |

Results for 2 year 15 minute summer. 255 minute analysis at 1 minute timestep. Mass balance: 89.70%

| Node Event | US Node | Peak (mins) | Level (m) | Depth (m) | Inflow (l/s) | Node Vol (m ³) | Flood (m ³) | Status |
|------------------|------------|-------------|-----------|-----------|--------------|----------------------------|-------------------------|------------|
| 15 minute summer | DRIVEWAY 6 | 38 | 2.613 | 0.013 | 0.1 | 0.1183 | 0.0000 | OK |
| 15 minute summer | SA1 | 37 | 2.411 | 0.306 | 3.4 | 0.3868 | 0.0000 | SURCHARGED |
| 15 minute summer | SA2 | 39 | 2.410 | 0.346 | 3.3 | 1.6240 | 0.0000 | OK |
| 15 minute summer | SA3 | 24 | 2.627 | 0.051 | 2.8 | 0.0631 | 0.0000 | OK |
| 15 minute summer | SA4 | 41 | 1.980 | -0.586 | 2.8 | 4.1110 | 0.0000 | OK |
| 15 minute summer | J1 | 36 | 2.412 | 0.184 | 1.2 | 0.2081 | 0.0000 | SURCHARGED |
| 15 minute summer | J2 | 36 | 2.412 | 0.235 | 1.9 | 0.0000 | 0.0000 | SURCHARGED |
| 15 minute summer | J3 | 36 | 2.412 | 0.249 | 2.3 | 0.0000 | 0.0000 | SURCHARGED |
| 15 minute summer | J4 | 37 | 2.411 | 0.278 | 2.9 | 0.0000 | 0.0000 | SURCHARGED |

| Link Event | US Node | Link | DS Node | Outflow (l/s) | Velocity (m/s) | Flow/Cap | Link Vol (m ³) |
|------------------|------------|--------------|---------|---------------|----------------|----------|----------------------------|
| 15 minute summer | DRIVEWAY 6 | Infiltration | | 0.1 | | | |
| 15 minute summer | SA1 | 1.006 | SA2 | 3.3 | 0.379 | 0.250 | 0.1254 |
| 15 minute summer | SA2 | Infiltration | | 0.7 | | | |
| 15 minute summer | SA3 | 7.001 | SA4 | 2.8 | 0.573 | 0.203 | 0.0081 |
| 15 minute summer | SA4 | Infiltration | | 0.5 | | | |
| 15 minute summer | J1 | 1.002 | J2 | -0.9 | 0.310 | -0.070 | 0.1589 |
| 15 minute summer | J2 | 1.003 | J3 | 1.6 | 0.363 | 0.116 | 0.0417 |
| 15 minute summer | J3 | 1.004 | J4 | 2.4 | 0.441 | 0.180 | 0.0936 |
| 15 minute summer | J4 | 1.005 | SA1 | 2.7 | 0.402 | 0.203 | 0.0859 |

Results for 2 year 15 minute winter. 255 minute analysis at 1 minute timestep. Mass balance: 89.77%

| Node Event | US Node | Peak (mins) | Level (m) | Depth (m) | Inflow (l/s) | Node Vol (m³) | Flood (m³) | Status |
|------------------|------------|-------------|-----------|-----------|--------------|---------------|------------|------------|
| 15 minute winter | S1 | 37 | 2.411 | 0.111 | 0.5 | 0.0475 | 0.0000 | OK |
| 15 minute winter | S2 | 36 | 2.412 | 0.214 | 1.4 | 0.0827 | 0.0000 | SURCHARGED |
| 15 minute winter | S3 | 36 | 2.412 | 0.062 | 0.6 | 0.0313 | 0.0000 | OK |
| 15 minute winter | S4 | 36 | 2.412 | 0.112 | 0.4 | 0.0477 | 0.0000 | OK |
| 15 minute winter | S5 | 36 | 2.412 | 0.125 | 0.8 | 0.0199 | 0.0000 | OK |
| 15 minute winter | S6 | 36 | 2.412 | 0.112 | 0.6 | 0.0476 | 0.0000 | OK |
| 15 minute winter | S7 | 36 | 2.412 | 0.112 | 0.6 | 0.0551 | 0.0000 | OK |
| 15 minute winter | S8 | 37 | 2.411 | 0.111 | 0.6 | 0.0546 | 0.0000 | OK |
| 15 minute winter | S9 | 21 | 2.732 | 0.032 | 1.3 | 0.0345 | 0.0000 | OK |
| 15 minute winter | S10 | 18 | 2.728 | 0.028 | 1.3 | 0.0304 | 0.0000 | OK |
| 15 minute winter | DRIVEWAY 1 | 37 | 2.629 | 0.029 | 0.3 | 0.3330 | 0.0000 | OK |
| 15 minute winter | DRIVEWAY 2 | 37 | 2.624 | 0.024 | 0.5 | 0.4978 | 0.0000 | OK |
| 15 minute winter | DRIVEWAY 3 | 36 | 2.618 | 0.018 | 0.2 | 0.2162 | 0.0000 | OK |
| 15 minute winter | DRIVEWAY 4 | 37 | 2.614 | 0.014 | 0.2 | 0.2207 | 0.0000 | OK |
| 15 minute winter | DRIVEWAY 5 | 38 | 2.613 | 0.013 | 0.1 | 0.1183 | 0.0000 | OK |

| Link Event | US Node | Link | DS Node | Outflow (l/s) | Velocity (m/s) | Flow/Cap | Link Vol (m³) |
|------------------|------------|--------------|---------|---------------|----------------|----------|---------------|
| 15 minute winter | S1 | 4.000 | S2 | 0.5 | 0.243 | 0.035 | 0.2844 |
| 15 minute winter | S2 | 4.001 | J3 | 0.9 | 0.323 | 0.068 | 0.1038 |
| 15 minute winter | S3 | 6.000 | SA1 | 0.7 | 0.545 | 0.087 | 0.0789 |
| 15 minute winter | S4 | 1.000 | S5 | 0.4 | 0.365 | 0.033 | 0.0322 |
| 15 minute winter | S5 | 1.001 | J1 | 0.5 | 0.261 | 0.035 | 0.1726 |
| 15 minute winter | S6 | 2.000 | J1 | 0.4 | 0.433 | 0.023 | 0.0978 |
| 15 minute winter | S7 | 3.000 | J2 | 0.6 | 0.469 | 0.026 | 0.0976 |
| 15 minute winter | S8 | 5.000 | J4 | 0.7 | 0.520 | 0.024 | 0.0972 |
| 15 minute winter | S9 | 7.000 | SA3 | 1.3 | 0.333 | 0.098 | 0.0876 |
| 15 minute winter | S10 | 8.000 | SA3 | 1.3 | 0.362 | 0.075 | 0.0491 |
| 15 minute winter | DRIVEWAY 1 | Infiltration | | 0.2 | | | |
| 15 minute winter | DRIVEWAY 2 | Infiltration | | 0.3 | | | |
| 15 minute winter | DRIVEWAY 3 | Infiltration | | 0.1 | | | |
| 15 minute winter | DRIVEWAY 4 | Infiltration | | 0.1 | | | |
| 15 minute winter | DRIVEWAY 5 | Infiltration | | 0.1 | | | |

Results for 2 year 15 minute winter. 255 minute analysis at 1 minute timestep. Mass balance: 89.77%

| Node Event | US Node | Peak (mins) | Level (m) | Depth (m) | Inflow (l/s) | Node Vol (m³) | Flood (m³) | Status |
|------------------|------------|-------------|-----------|-----------|--------------|---------------|------------|------------|
| 15 minute winter | DRIVEWAY 6 | 38 | 2.613 | 0.013 | 0.1 | 0.1183 | 0.0000 | OK |
| 15 minute winter | SA1 | 38 | 2.411 | 0.306 | 3.5 | 0.3869 | 0.0000 | SURCHARGED |
| 15 minute winter | SA2 | 40 | 2.411 | 0.347 | 3.4 | 1.6615 | 0.0000 | OK |
| 15 minute winter | SA3 | 23 | 2.627 | 0.051 | 2.8 | 0.0631 | 0.0000 | OK |
| 15 minute winter | SA4 | 41 | 1.980 | -0.586 | 2.8 | 4.1181 | 0.0000 | OK |
| 15 minute winter | J1 | 36 | 2.412 | 0.184 | 1.2 | 0.2078 | 0.0000 | SURCHARGED |
| 15 minute winter | J2 | 36 | 2.412 | 0.235 | 1.5 | 0.0000 | 0.0000 | SURCHARGED |
| 15 minute winter | J3 | 36 | 2.412 | 0.249 | 2.2 | 0.0000 | 0.0000 | SURCHARGED |
| 15 minute winter | J4 | 37 | 2.411 | 0.278 | 2.8 | 0.0000 | 0.0000 | SURCHARGED |

| Link Event | US Node | Link | DS Node | Outflow (l/s) | Velocity (m/s) | Flow/Cap | Link Vol (m³) |
|------------------|------------|--------------|---------|---------------|----------------|----------|---------------|
| 15 minute winter | DRIVEWAY 6 | Infiltration | | 0.1 | | | |
| 15 minute winter | SA1 | 1.006 | SA2 | 3.4 | 0.412 | 0.255 | 0.1254 |
| 15 minute winter | SA2 | Infiltration | | 0.8 | | | |
| 15 minute winter | SA3 | 7.001 | SA4 | 2.8 | 0.573 | 0.203 | 0.0081 |
| 15 minute winter | SA4 | Infiltration | | 0.5 | | | |
| 15 minute winter | J1 | 1.002 | J2 | 0.9 | 0.311 | 0.067 | 0.1589 |
| 15 minute winter | J2 | 1.003 | J3 | 1.5 | 0.366 | 0.114 | 0.0417 |
| 15 minute winter | J3 | 1.004 | J4 | 2.2 | 0.424 | 0.169 | 0.0936 |
| 15 minute winter | J4 | 1.005 | SA1 | 2.8 | 0.373 | 0.209 | 0.0859 |

Results for 2 year 30 minute summer. 270 minute analysis at 1 minute timestep. Mass balance: 92.01%

| Node Event | US Node | Peak (mins) | Level (m) | Depth (m) | Inflow (l/s) | Node Vol (m ³) | Flood (m ³) | Status |
|------------------|------------|-------------|-----------|-----------|--------------|----------------------------|-------------------------|------------|
| 30 minute summer | S1 | 42 | 2.420 | 0.120 | 0.7 | 0.0510 | 0.0000 | OK |
| 30 minute summer | S2 | 42 | 2.420 | 0.222 | 1.4 | 0.0858 | 0.0000 | SURCHARGED |
| 30 minute summer | S3 | 43 | 2.420 | 0.070 | 0.8 | 0.0354 | 0.0000 | OK |
| 30 minute summer | S4 | 42 | 2.420 | 0.120 | 0.6 | 0.0511 | 0.0000 | OK |
| 30 minute summer | S5 | 42 | 2.420 | 0.133 | 0.6 | 0.0212 | 0.0000 | OK |
| 30 minute summer | S6 | 42 | 2.420 | 0.120 | 0.5 | 0.0511 | 0.0000 | OK |
| 30 minute summer | S7 | 42 | 2.420 | 0.120 | 0.6 | 0.0589 | 0.0000 | OK |
| 30 minute summer | S8 | 43 | 2.419 | 0.119 | 0.6 | 0.0587 | 0.0000 | OK |
| 30 minute summer | S9 | 30 | 2.736 | 0.036 | 1.7 | 0.0390 | 0.0000 | OK |
| 30 minute summer | S10 | 30 | 2.731 | 0.031 | 1.7 | 0.0344 | 0.0000 | OK |
| 30 minute summer | DRIVEWAY 1 | 45 | 2.637 | 0.037 | 0.4 | 0.4264 | 0.0000 | OK |
| 30 minute summer | DRIVEWAY 2 | 45 | 2.629 | 0.029 | 0.6 | 0.5951 | 0.0000 | OK |
| 30 minute summer | DRIVEWAY 3 | 44 | 2.618 | 0.018 | 0.2 | 0.2228 | 0.0000 | OK |
| 30 minute summer | DRIVEWAY 4 | 44 | 2.619 | 0.019 | 0.3 | 0.2990 | 0.0000 | OK |
| 30 minute summer | DRIVEWAY 5 | 40 | 2.622 | 0.022 | 0.2 | 0.1928 | 0.0000 | OK |

| Link Event | US Node | Link | DS Node | Outflow (l/s) | Velocity (m/s) | Flow/Cap | Link Vol (m ³) |
|------------------|------------|--------------|---------|---------------|----------------|----------|----------------------------|
| 30 minute summer | S1 | 4.000 | S2 | 0.5 | 0.256 | 0.037 | 0.2937 |
| 30 minute summer | S2 | 4.001 | J3 | 1.1 | 0.287 | 0.078 | 0.1038 |
| 30 minute summer | S3 | 6.000 | SA1 | 0.8 | 0.526 | 0.108 | 0.0836 |
| 30 minute summer | S4 | 1.000 | S5 | 0.6 | 0.337 | 0.044 | 0.0342 |
| 30 minute summer | S5 | 1.001 | J1 | 0.8 | 0.262 | 0.061 | 0.1770 |
| 30 minute summer | S6 | 2.000 | J1 | 0.5 | 0.389 | 0.027 | 0.1010 |
| 30 minute summer | S7 | 3.000 | J2 | 0.8 | 0.469 | 0.030 | 0.1006 |
| 30 minute summer | S8 | 5.000 | J4 | 0.6 | 0.524 | 0.020 | 0.1004 |
| 30 minute summer | S9 | 7.000 | SA3 | 1.7 | 0.358 | 0.125 | 0.1034 |
| 30 minute summer | S10 | 8.000 | SA3 | 1.7 | 0.385 | 0.097 | 0.0580 |
| 30 minute summer | DRIVEWAY 1 | Infiltration | | 0.2 | | | |
| 30 minute summer | DRIVEWAY 2 | Infiltration | | 0.3 | | | |
| 30 minute summer | DRIVEWAY 3 | Infiltration | | 0.1 | | | |
| 30 minute summer | DRIVEWAY 4 | Infiltration | | 0.2 | | | |
| 30 minute summer | DRIVEWAY 5 | Infiltration | | 0.1 | | | |

Results for 2 year 30 minute summer. 270 minute analysis at 1 minute timestep. Mass balance: 92.01%

| Node Event | US Node | Peak (mins) | Level (m) | Depth (m) | Inflow (l/s) | Node Vol (m ³) | Flood (m ³) | Status |
|------------------|------------|-------------|-----------|-----------|--------------|----------------------------|-------------------------|------------|
| 30 minute summer | DRIVEWAY 6 | 40 | 2.622 | 0.022 | 0.2 | 0.1928 | 0.0000 | OK |
| 30 minute summer | SA1 | 44 | 2.418 | 0.313 | 4.0 | 0.3965 | 0.0000 | SURCHARGED |
| 30 minute summer | SA2 | 47 | 2.418 | 0.354 | 4.1 | 2.4525 | 0.0000 | OK |
| 30 minute summer | SA3 | 31 | 2.634 | 0.058 | 3.5 | 0.0714 | 0.0000 | OK |
| 30 minute summer | SA4 | 52 | 2.002 | -0.564 | 3.5 | 5.2124 | 0.0000 | OK |
| 30 minute summer | J1 | 42 | 2.420 | 0.192 | 1.3 | 0.2172 | 0.0000 | SURCHARGED |
| 30 minute summer | J2 | 42 | 2.420 | 0.243 | 2.0 | 0.0000 | 0.0000 | SURCHARGED |
| 30 minute summer | J3 | 42 | 2.420 | 0.257 | 2.7 | 0.0000 | 0.0000 | SURCHARGED |
| 30 minute summer | J4 | 43 | 2.419 | 0.286 | 3.2 | 0.0000 | 0.0000 | SURCHARGED |

| Link Event | US Node | Link | DS Node | Outflow (l/s) | Velocity (m/s) | Flow/Cap | Link Vol (m ³) |
|------------------|------------|--------------|---------|---------------|----------------|----------|----------------------------|
| 30 minute summer | DRIVEWAY 6 | Infiltration | | 0.1 | | | |
| 30 minute summer | SA1 | 1.006 | SA2 | 4.1 | 0.293 | 0.305 | 0.1254 |
| 30 minute summer | SA2 | Infiltration | | 1.3 | | | |
| 30 minute summer | SA3 | 7.001 | SA4 | 3.5 | 0.608 | 0.254 | 0.0095 |
| 30 minute summer | SA4 | Infiltration | | 0.5 | | | |
| 30 minute summer | J1 | 1.002 | J2 | 1.2 | 0.303 | 0.090 | 0.1589 |
| 30 minute summer | J2 | 1.003 | J3 | 1.9 | 0.352 | 0.142 | 0.0417 |
| 30 minute summer | J3 | 1.004 | J4 | 2.6 | 0.370 | 0.198 | 0.0936 |
| 30 minute summer | J4 | 1.005 | SA1 | 3.0 | 0.331 | 0.226 | 0.0859 |

Results for 2 year 30 minute winter. 270 minute analysis at 1 minute timestep. Mass balance: 92.03%

| Node Event | US Node | Peak (mins) | Level (m) | Depth (m) | Inflow (l/s) | Node Vol (m³) | Flood (m³) | Status |
|------------------|------------|-------------|-----------|-----------|--------------|---------------|------------|------------|
| 30 minute winter | S1 | 41 | 2.419 | 0.119 | 0.8 | 0.0507 | 0.0000 | OK |
| 30 minute winter | S2 | 44 | 2.419 | 0.221 | 1.3 | 0.0855 | 0.0000 | SURCHARGED |
| 30 minute winter | S3 | 44 | 2.419 | 0.069 | 0.8 | 0.0352 | 0.0000 | OK |
| 30 minute winter | S4 | 44 | 2.419 | 0.119 | 0.5 | 0.0508 | 0.0000 | OK |
| 30 minute winter | S5 | 44 | 2.419 | 0.132 | 0.7 | 0.0210 | 0.0000 | OK |
| 30 minute winter | S6 | 44 | 2.419 | 0.119 | 0.6 | 0.0508 | 0.0000 | OK |
| 30 minute winter | S7 | 44 | 2.419 | 0.119 | 0.6 | 0.0585 | 0.0000 | OK |
| 30 minute winter | S8 | 44 | 2.419 | 0.119 | 0.6 | 0.0583 | 0.0000 | OK |
| 30 minute winter | S9 | 30 | 2.736 | 0.036 | 1.7 | 0.0390 | 0.0000 | OK |
| 30 minute winter | S10 | 30 | 2.731 | 0.031 | 1.7 | 0.0344 | 0.0000 | OK |
| 30 minute winter | DRIVEWAY 1 | 44 | 2.637 | 0.037 | 0.4 | 0.4200 | 0.0000 | OK |
| 30 minute winter | DRIVEWAY 2 | 44 | 2.628 | 0.028 | 0.6 | 0.5836 | 0.0000 | OK |
| 30 minute winter | DRIVEWAY 3 | 44 | 2.619 | 0.019 | 0.2 | 0.2248 | 0.0000 | OK |
| 30 minute winter | DRIVEWAY 4 | 44 | 2.619 | 0.019 | 0.3 | 0.3008 | 0.0000 | OK |
| 30 minute winter | DRIVEWAY 5 | 40 | 2.622 | 0.022 | 0.2 | 0.1928 | 0.0000 | OK |

| Link Event | US Node | Link | DS Node | Outflow (l/s) | Velocity (m/s) | Flow/Cap | Link Vol (m³) |
|------------------|------------|--------------|---------|---------------|----------------|----------|---------------|
| 30 minute winter | S1 | 4.000 | S2 | 0.6 | 0.242 | 0.044 | 0.2929 |
| 30 minute winter | S2 | 4.001 | J3 | 1.1 | 0.287 | 0.081 | 0.1038 |
| 30 minute winter | S3 | 6.000 | SA1 | 0.8 | 0.490 | 0.107 | 0.0833 |
| 30 minute winter | S4 | 1.000 | S5 | 0.6 | 0.336 | 0.044 | 0.0340 |
| 30 minute winter | S5 | 1.001 | J1 | 0.8 | 0.262 | 0.064 | 0.1766 |
| 30 minute winter | S6 | 2.000 | J1 | 0.4 | 0.389 | 0.023 | 0.1008 |
| 30 minute winter | S7 | 3.000 | J2 | 0.7 | 0.469 | 0.026 | 0.1003 |
| 30 minute winter | S8 | 5.000 | J4 | 0.6 | 0.523 | 0.021 | 0.1001 |
| 30 minute winter | S9 | 7.000 | SA3 | 1.7 | 0.358 | 0.125 | 0.1034 |
| 30 minute winter | S10 | 8.000 | SA3 | 1.7 | 0.385 | 0.097 | 0.0580 |
| 30 minute winter | DRIVEWAY 1 | Infiltration | | 0.2 | | | |
| 30 minute winter | DRIVEWAY 2 | Infiltration | | 0.3 | | | |
| 30 minute winter | DRIVEWAY 3 | Infiltration | | 0.1 | | | |
| 30 minute winter | DRIVEWAY 4 | Infiltration | | 0.2 | | | |
| 30 minute winter | DRIVEWAY 5 | Infiltration | | 0.1 | | | |

Results for 2 year 30 minute winter. 270 minute analysis at 1 minute timestep. Mass balance: 92.03%

| Node Event | US Node | Peak (mins) | Level (m) | Depth (m) | Inflow (l/s) | Node Vol (m³) | Flood (m³) | Status |
|------------------|------------|-------------|-----------|-----------|--------------|---------------|------------|------------|
| 30 minute winter | DRIVEWAY 6 | 40 | 2.622 | 0.022 | 0.2 | 0.1928 | 0.0000 | OK |
| 30 minute winter | SA1 | 44 | 2.418 | 0.313 | 4.1 | 0.3961 | 0.0000 | SURCHARGED |
| 30 minute winter | SA2 | 48 | 2.417 | 0.353 | 4.1 | 2.4362 | 0.0000 | OK |
| 30 minute winter | SA3 | 31 | 2.634 | 0.058 | 3.5 | 0.0714 | 0.0000 | OK |
| 30 minute winter | SA4 | 52 | 2.002 | -0.564 | 3.5 | 5.2539 | 0.0000 | OK |
| 30 minute winter | J1 | 44 | 2.419 | 0.191 | 1.2 | 0.2162 | 0.0000 | SURCHARGED |
| 30 minute winter | J2 | 44 | 2.419 | 0.242 | 1.9 | 0.0000 | 0.0000 | SURCHARGED |
| 30 minute winter | J3 | 44 | 2.419 | 0.256 | 2.6 | 0.0000 | 0.0000 | SURCHARGED |
| 30 minute winter | J4 | 44 | 2.419 | 0.286 | 3.1 | 0.0000 | 0.0000 | SURCHARGED |

| Link Event | US Node | Link | DS Node | Outflow (l/s) | Velocity (m/s) | Flow/Cap | Link Vol (m³) |
|------------------|------------|--------------|---------|---------------|----------------|----------|---------------|
| 30 minute winter | DRIVEWAY 6 | Infiltration | | 0.1 | | | |
| 30 minute winter | SA1 | 1.006 | SA2 | 4.1 | 0.344 | 0.307 | 0.1254 |
| 30 minute winter | SA2 | Infiltration | | 1.3 | | | |
| 30 minute winter | SA3 | 7.001 | SA4 | 3.5 | 0.608 | 0.254 | 0.0095 |
| 30 minute winter | SA4 | Infiltration | | 0.5 | | | |
| 30 minute winter | J1 | 1.002 | J2 | 1.3 | 0.306 | 0.095 | 0.1589 |
| 30 minute winter | J2 | 1.003 | J3 | 1.8 | 0.344 | 0.133 | 0.0417 |
| 30 minute winter | J3 | 1.004 | J4 | 2.6 | 0.393 | 0.195 | 0.0936 |
| 30 minute winter | J4 | 1.005 | SA1 | 3.0 | 0.341 | 0.227 | 0.0859 |

Results for 2 year 60 minute summer. 300 minute analysis at 1 minute timestep. Mass balance: 93.64%

| Node Event | US Node | Peak (mins) | Level (m) | Depth (m) | Inflow (l/s) | Node Vol (m ³) | Flood (m ³) | Status |
|------------------|------------|-------------|-----------|-----------|--------------|----------------------------|-------------------------|------------|
| 60 minute summer | S1 | 58 | 2.427 | 0.127 | 0.7 | 0.0542 | 0.0000 | OK |
| 60 minute summer | S2 | 58 | 2.427 | 0.229 | 1.2 | 0.0887 | 0.0000 | SURCHARGED |
| 60 minute summer | S3 | 59 | 2.427 | 0.077 | 0.8 | 0.0390 | 0.0000 | OK |
| 60 minute summer | S4 | 58 | 2.427 | 0.127 | 0.5 | 0.0542 | 0.0000 | OK |
| 60 minute summer | S5 | 58 | 2.427 | 0.140 | 0.9 | 0.0223 | 0.0000 | OK |
| 60 minute summer | S6 | 58 | 2.427 | 0.127 | 0.5 | 0.0542 | 0.0000 | OK |
| 60 minute summer | S7 | 58 | 2.427 | 0.127 | 0.6 | 0.0625 | 0.0000 | OK |
| 60 minute summer | S8 | 58 | 2.426 | 0.126 | 0.6 | 0.0621 | 0.0000 | OK |
| 60 minute summer | S9 | 47 | 2.736 | 0.036 | 1.7 | 0.0395 | 0.0000 | OK |
| 60 minute summer | S10 | 46 | 2.732 | 0.032 | 1.7 | 0.0347 | 0.0000 | OK |
| 60 minute summer | DRIVEWAY 1 | 60 | 2.641 | 0.041 | 0.4 | 0.4673 | 0.0000 | OK |
| 60 minute summer | DRIVEWAY 2 | 60 | 2.632 | 0.032 | 0.6 | 0.6572 | 0.0000 | OK |
| 60 minute summer | DRIVEWAY 3 | 60 | 2.620 | 0.020 | 0.2 | 0.2398 | 0.0000 | OK |
| 60 minute summer | DRIVEWAY 4 | 61 | 2.621 | 0.021 | 0.3 | 0.3318 | 0.0000 | OK |
| 60 minute summer | DRIVEWAY 5 | 57 | 2.625 | 0.025 | 0.2 | 0.2181 | 0.0000 | OK |

| Link Event | US Node | Link | DS Node | Outflow (l/s) | Velocity (m/s) | Flow/Cap | Link Vol (m ³) |
|------------------|------------|--------------|---------|---------------|----------------|----------|----------------------------|
| 60 minute summer | S1 | 4.000 | S2 | 0.6 | 0.214 | 0.046 | 0.3014 |
| 60 minute summer | S2 | 4.001 | J3 | 1.1 | 0.223 | 0.083 | 0.1038 |
| 60 minute summer | S3 | 6.000 | SA1 | 0.8 | 0.414 | 0.106 | 0.0874 |
| 60 minute summer | S4 | 1.000 | S5 | 0.8 | 0.336 | 0.055 | 0.0358 |
| 60 minute summer | S5 | 1.001 | J1 | 0.7 | 0.241 | 0.054 | 0.1801 |
| 60 minute summer | S6 | 2.000 | J1 | 0.5 | 0.391 | 0.025 | 0.1036 |
| 60 minute summer | S7 | 3.000 | J2 | 0.6 | 0.469 | 0.025 | 0.1032 |
| 60 minute summer | S8 | 5.000 | J4 | 0.6 | 0.524 | 0.021 | 0.1028 |
| 60 minute summer | S9 | 7.000 | SA3 | 1.7 | 0.359 | 0.128 | 0.1058 |
| 60 minute summer | S10 | 8.000 | SA3 | 1.7 | 0.385 | 0.098 | 0.0593 |
| 60 minute summer | DRIVEWAY 1 | Infiltration | | 0.3 | | | |
| 60 minute summer | DRIVEWAY 2 | Infiltration | | 0.4 | | | |
| 60 minute summer | DRIVEWAY 3 | Infiltration | | 0.1 | | | |
| 60 minute summer | DRIVEWAY 4 | Infiltration | | 0.2 | | | |
| 60 minute summer | DRIVEWAY 5 | Infiltration | | 0.1 | | | |

Results for 2 year 60 minute summer. 300 minute analysis at 1 minute timestep. Mass balance: 93.64%

| Node Event | US Node | Peak (mins) | Level (m) | Depth (m) | Inflow (l/s) | Node Vol (m ³) | Flood (m ³) | Status |
|------------------|------------|-------------|-----------|-----------|--------------|----------------------------|-------------------------|------------|
| 60 minute summer | DRIVEWAY 6 | 57 | 2.625 | 0.025 | 0.2 | 0.2181 | 0.0000 | OK |
| 60 minute summer | SA1 | 61 | 2.425 | 0.320 | 4.2 | 0.4054 | 0.0000 | SURCHARGED |
| 60 minute summer | SA2 | 63 | 2.424 | 0.360 | 4.2 | 3.1864 | 0.0000 | OK |
| 60 minute summer | SA3 | 48 | 2.634 | 0.058 | 3.6 | 0.0725 | 0.0000 | OK |
| 60 minute summer | SA4 | 73 | 2.023 | -0.543 | 3.6 | 6.3276 | 0.0000 | OK |
| 60 minute summer | J1 | 58 | 2.427 | 0.199 | 1.2 | 0.2254 | 0.0000 | SURCHARGED |
| 60 minute summer | J2 | 58 | 2.427 | 0.250 | 1.8 | 0.0000 | 0.0000 | SURCHARGED |
| 60 minute summer | J3 | 58 | 2.427 | 0.264 | 2.5 | 0.0000 | 0.0000 | SURCHARGED |
| 60 minute summer | J4 | 59 | 2.426 | 0.293 | 3.1 | 0.0000 | 0.0000 | SURCHARGED |

| Link Event | US Node | Link | DS Node | Outflow (l/s) | Velocity (m/s) | Flow/Cap | Link Vol (m ³) |
|------------------|------------|--------------|---------|---------------|----------------|----------|----------------------------|
| 60 minute summer | DRIVEWAY 6 | Infiltration | | 0.1 | | | |
| 60 minute summer | SA1 | 1.006 | SA2 | 4.2 | 0.293 | 0.314 | 0.1254 |
| 60 minute summer | SA2 | Infiltration | | 1.7 | | | |
| 60 minute summer | SA3 | 7.001 | SA4 | 3.6 | 0.612 | 0.261 | 0.0097 |
| 60 minute summer | SA4 | Infiltration | | 0.6 | | | |
| 60 minute summer | J1 | 1.002 | J2 | 1.2 | 0.260 | 0.090 | 0.1589 |
| 60 minute summer | J2 | 1.003 | J3 | 1.8 | 0.330 | 0.131 | 0.0417 |
| 60 minute summer | J3 | 1.004 | J4 | 2.5 | 0.336 | 0.187 | 0.0936 |
| 60 minute summer | J4 | 1.005 | SA1 | 3.0 | 0.318 | 0.228 | 0.0859 |

Results for 2 year 60 minute winter. 300 minute analysis at 1 minute timestep. Mass balance: 93.61%

| Node Event | US Node | Peak (mins) | Level (m) | Depth (m) | Inflow (l/s) | Node Vol (m³) | Flood (m³) | Status |
|------------------|------------|-------------|-----------|-----------|--------------|---------------|------------|------------|
| 60 minute winter | S1 | 61 | 2.426 | 0.126 | 0.7 | 0.0535 | 0.0000 | OK |
| 60 minute winter | S2 | 61 | 2.426 | 0.228 | 1.1 | 0.0881 | 0.0000 | SURCHARGED |
| 60 minute winter | S3 | 61 | 2.425 | 0.075 | 0.8 | 0.0384 | 0.0000 | OK |
| 60 minute winter | S4 | 61 | 2.426 | 0.126 | 0.5 | 0.0536 | 0.0000 | OK |
| 60 minute winter | S5 | 61 | 2.426 | 0.139 | 0.5 | 0.0221 | 0.0000 | OK |
| 60 minute winter | S6 | 61 | 2.426 | 0.126 | 0.5 | 0.0536 | 0.0000 | OK |
| 60 minute winter | S7 | 61 | 2.426 | 0.126 | 0.6 | 0.0618 | 0.0000 | OK |
| 60 minute winter | S8 | 61 | 2.425 | 0.125 | 0.6 | 0.0616 | 0.0000 | OK |
| 60 minute winter | S9 | 46 | 2.736 | 0.036 | 1.7 | 0.0395 | 0.0000 | OK |
| 60 minute winter | S10 | 46 | 2.732 | 0.032 | 1.7 | 0.0347 | 0.0000 | OK |
| 60 minute winter | DRIVEWAY 1 | 61 | 2.639 | 0.039 | 0.4 | 0.4537 | 0.0000 | OK |
| 60 minute winter | DRIVEWAY 2 | 60 | 2.631 | 0.031 | 0.6 | 0.6399 | 0.0000 | OK |
| 60 minute winter | DRIVEWAY 3 | 60 | 2.620 | 0.020 | 0.2 | 0.2414 | 0.0000 | OK |
| 60 minute winter | DRIVEWAY 4 | 62 | 2.620 | 0.020 | 0.3 | 0.3212 | 0.0000 | OK |
| 60 minute winter | DRIVEWAY 5 | 55 | 2.623 | 0.023 | 0.2 | 0.2041 | 0.0000 | OK |

| Link Event | US Node | Link | DS Node | Outflow (l/s) | Velocity (m/s) | Flow/Cap | Link Vol (m³) |
|------------------|------------|--------------|---------|---------------|----------------|----------|---------------|
| 60 minute winter | S1 | 4.000 | S2 | 0.6 | 0.214 | 0.043 | 0.2998 |
| 60 minute winter | S2 | 4.001 | J3 | 1.0 | 0.223 | 0.073 | 0.1038 |
| 60 minute winter | S3 | 6.000 | SA1 | 0.8 | 0.416 | 0.106 | 0.0868 |
| 60 minute winter | S4 | 1.000 | S5 | 0.5 | 0.336 | 0.037 | 0.0355 |
| 60 minute winter | S5 | 1.001 | J1 | 0.6 | 0.239 | 0.047 | 0.1796 |
| 60 minute winter | S6 | 2.000 | J1 | 0.5 | 0.391 | 0.025 | 0.1031 |
| 60 minute winter | S7 | 3.000 | J2 | 0.6 | 0.469 | 0.024 | 0.1027 |
| 60 minute winter | S8 | 5.000 | J4 | 0.6 | 0.524 | 0.021 | 0.1025 |
| 60 minute winter | S9 | 7.000 | SA3 | 1.7 | 0.359 | 0.128 | 0.1057 |
| 60 minute winter | S10 | 8.000 | SA3 | 1.7 | 0.385 | 0.098 | 0.0593 |
| 60 minute winter | DRIVEWAY 1 | Infiltration | | 0.2 | | | |
| 60 minute winter | DRIVEWAY 2 | Infiltration | | 0.4 | | | |
| 60 minute winter | DRIVEWAY 3 | Infiltration | | 0.1 | | | |
| 60 minute winter | DRIVEWAY 4 | Infiltration | | 0.2 | | | |
| 60 minute winter | DRIVEWAY 5 | Infiltration | | 0.1 | | | |

Results for 2 year 60 minute winter. 300 minute analysis at 1 minute timestep. Mass balance: 93.61%

| Node Event | US Node | Peak (mins) | Level (m) | Depth (m) | Inflow (l/s) | Node Vol (m ³) | Flood (m ³) | Status |
|------------------|------------|-------------|-----------|-----------|--------------|----------------------------|-------------------------|------------|
| 60 minute winter | DRIVEWAY 6 | 55 | 2.623 | 0.023 | 0.2 | 0.2041 | 0.0000 | OK |
| 60 minute winter | SA1 | 61 | 2.425 | 0.320 | 4.2 | 0.4042 | 0.0000 | SURCHARGED |
| 60 minute winter | SA2 | 66 | 2.423 | 0.359 | 4.2 | 3.0985 | 0.0000 | OK |
| 60 minute winter | SA3 | 46 | 2.634 | 0.058 | 3.6 | 0.0724 | 0.0000 | OK |
| 60 minute winter | SA4 | 74 | 2.023 | -0.543 | 3.6 | 6.3076 | 0.0000 | OK |
| 60 minute winter | J1 | 61 | 2.426 | 0.198 | 1.1 | 0.2236 | 0.0000 | SURCHARGED |
| 60 minute winter | J2 | 61 | 2.426 | 0.249 | 1.6 | 0.0000 | 0.0000 | SURCHARGED |
| 60 minute winter | J3 | 61 | 2.426 | 0.263 | 2.5 | 0.0000 | 0.0000 | SURCHARGED |
| 60 minute winter | J4 | 61 | 2.425 | 0.292 | 3.1 | 0.0000 | 0.0000 | SURCHARGED |

| Link Event | US Node | Link | DS Node | Outflow (l/s) | Velocity (m/s) | Flow/Cap | Link Vol (m ³) |
|------------------|------------|--------------|---------|---------------|----------------|----------|----------------------------|
| 60 minute winter | DRIVEWAY 6 | Infiltration | | 0.1 | | | |
| 60 minute winter | SA1 | 1.006 | SA2 | 4.2 | 0.293 | 0.315 | 0.1254 |
| 60 minute winter | SA2 | Infiltration | | 1.7 | | | |
| 60 minute winter | SA3 | 7.001 | SA4 | 3.6 | 0.611 | 0.260 | 0.0097 |
| 60 minute winter | SA4 | Infiltration | | 0.6 | | | |
| 60 minute winter | J1 | 1.002 | J2 | 1.1 | 0.260 | 0.080 | 0.1589 |
| 60 minute winter | J2 | 1.003 | J3 | 1.5 | 0.330 | 0.114 | 0.0417 |
| 60 minute winter | J3 | 1.004 | J4 | 2.5 | 0.336 | 0.189 | 0.0936 |
| 60 minute winter | J4 | 1.005 | SA1 | 3.1 | 0.306 | 0.234 | 0.0859 |

Results for 2 year 120 minute summer. 360 minute analysis at 2 minute timestep. Mass balance: 95.34%

| Node Event | US Node | Peak (mins) | Level (m) | Depth (m) | Inflow (l/s) | Node Vol (m³) | Flood (m³) | Status |
|-------------------|------------|-------------|-----------|-----------|--------------|---------------|------------|------------|
| 120 minute summer | S1 | 88 | 2.435 | 0.135 | 0.5 | 0.0576 | 0.0000 | OK |
| 120 minute summer | S2 | 88 | 2.435 | 0.237 | 1.0 | 0.0918 | 0.0000 | SURCHARGED |
| 120 minute summer | S3 | 88 | 2.434 | 0.084 | 0.9 | 0.0430 | 0.0000 | OK |
| 120 minute summer | S4 | 88 | 2.435 | 0.135 | 0.5 | 0.0577 | 0.0000 | OK |
| 120 minute summer | S5 | 88 | 2.435 | 0.148 | 0.5 | 0.0236 | 0.0000 | OK |
| 120 minute summer | S6 | 88 | 2.435 | 0.135 | 0.5 | 0.0577 | 0.0000 | OK |
| 120 minute summer | S7 | 88 | 2.435 | 0.135 | 0.6 | 0.0665 | 0.0000 | OK |
| 120 minute summer | S8 | 88 | 2.434 | 0.134 | 0.6 | 0.0661 | 0.0000 | OK |
| 120 minute summer | S9 | 76 | 2.736 | 0.036 | 1.7 | 0.0395 | 0.0000 | OK |
| 120 minute summer | S10 | 74 | 2.732 | 0.032 | 1.7 | 0.0347 | 0.0000 | OK |
| 120 minute summer | DRIVEWAY 1 | 90 | 2.644 | 0.044 | 0.4 | 0.5011 | 0.0000 | OK |
| 120 minute summer | DRIVEWAY 2 | 90 | 2.634 | 0.034 | 0.6 | 0.7132 | 0.0000 | OK |
| 120 minute summer | DRIVEWAY 3 | 92 | 2.622 | 0.022 | 0.2 | 0.2613 | 0.0000 | OK |
| 120 minute summer | DRIVEWAY 4 | 88 | 2.623 | 0.023 | 0.3 | 0.3631 | 0.0000 | OK |
| 120 minute summer | DRIVEWAY 5 | 88 | 2.626 | 0.026 | 0.2 | 0.2327 | 0.0000 | OK |

| Link Event | US Node | Link | DS Node | Outflow (l/s) | Velocity (m/s) | Flow/Cap | Link Vol (m³) |
|-------------------|------------|--------------|---------|---------------|----------------|----------|---------------|
| 120 minute summer | S1 | 4.000 | S2 | 0.5 | 0.176 | 0.036 | 0.3085 |
| 120 minute summer | S2 | 4.001 | J3 | 1.0 | 0.216 | 0.071 | 0.1038 |
| 120 minute summer | S3 | 6.000 | SA1 | 0.9 | 0.338 | 0.113 | 0.0912 |
| 120 minute summer | S4 | 1.000 | S5 | 0.5 | 0.289 | 0.035 | 0.0371 |
| 120 minute summer | S5 | 1.001 | J1 | 0.5 | 0.183 | 0.034 | 0.1825 |
| 120 minute summer | S6 | 2.000 | J1 | 0.6 | 0.352 | 0.030 | 0.1060 |
| 120 minute summer | S7 | 3.000 | J2 | 0.6 | 0.368 | 0.025 | 0.1057 |
| 120 minute summer | S8 | 5.000 | J4 | 0.7 | 0.400 | 0.023 | 0.1053 |
| 120 minute summer | S9 | 7.000 | SA3 | 1.7 | 0.359 | 0.128 | 0.1058 |
| 120 minute summer | S10 | 8.000 | SA3 | 1.7 | 0.385 | 0.098 | 0.0593 |
| 120 minute summer | DRIVEWAY 1 | Infiltration | | 0.3 | | | |
| 120 minute summer | DRIVEWAY 2 | Infiltration | | 0.4 | | | |
| 120 minute summer | DRIVEWAY 3 | Infiltration | | 0.1 | | | |
| 120 minute summer | DRIVEWAY 4 | Infiltration | | 0.2 | | | |
| 120 minute summer | DRIVEWAY 5 | Infiltration | | 0.1 | | | |

Results for 2 year 120 minute summer. 360 minute analysis at 2 minute timestep. Mass balance: 95.34%

| Node Event | US Node | Peak (mins) | Level (m) | Depth (m) | Inflow (l/s) | Node Vol (m ³) | Flood (m ³) | Status |
|-------------------|------------|-------------|-----------|-----------|--------------|----------------------------|-------------------------|------------|
| 120 minute summer | DRIVEWAY 6 | 88 | 2.626 | 0.026 | 0.2 | 0.2327 | 0.0000 | OK |
| 120 minute summer | SA1 | 92 | 2.433 | 0.328 | 4.1 | 0.4153 | 0.0000 | SURCHARGED |
| 120 minute summer | SA2 | 94 | 2.431 | 0.367 | 4.1 | 4.0182 | 0.0000 | OK |
| 120 minute summer | SA3 | 78 | 2.634 | 0.058 | 3.6 | 0.0725 | 0.0000 | OK |
| 120 minute summer | SA4 | 124 | 2.056 | -0.510 | 3.6 | 8.0244 | 0.0000 | OK |
| 120 minute summer | J1 | 88 | 2.435 | 0.207 | 1.0 | 0.2345 | 0.0000 | SURCHARGED |
| 120 minute summer | J2 | 88 | 2.435 | 0.258 | 1.5 | 0.0000 | 0.0000 | SURCHARGED |
| 120 minute summer | J3 | 88 | 2.435 | 0.272 | 2.4 | 0.0000 | 0.0000 | SURCHARGED |
| 120 minute summer | J4 | 88 | 2.434 | 0.301 | 3.0 | 0.0000 | 0.0000 | SURCHARGED |

| Link Event | US Node | Link | DS Node | Outflow (l/s) | Velocity (m/s) | Flow/Cap | Link Vol (m ³) |
|-------------------|------------|--------------|---------|---------------|----------------|----------|----------------------------|
| 120 minute summer | DRIVEWAY 6 | Infiltration | | 0.1 | | | |
| 120 minute summer | SA1 | 1.006 | SA2 | 4.1 | 0.274 | 0.304 | 0.1254 |
| 120 minute summer | SA2 | Infiltration | | 2.3 | | | |
| 120 minute summer | SA3 | 7.001 | SA4 | 3.6 | 0.612 | 0.261 | 0.0097 |
| 120 minute summer | SA4 | Infiltration | | 0.6 | | | |
| 120 minute summer | J1 | 1.002 | J2 | 0.9 | 0.239 | 0.068 | 0.1589 |
| 120 minute summer | J2 | 1.003 | J3 | 1.5 | 0.317 | 0.107 | 0.0417 |
| 120 minute summer | J3 | 1.004 | J4 | 2.4 | 0.333 | 0.179 | 0.0936 |
| 120 minute summer | J4 | 1.005 | SA1 | 3.0 | 0.284 | 0.227 | 0.0859 |

Results for 2 year 120 minute winter. 360 minute analysis at 2 minute timestep. Mass balance: 95.33%

| Node Event | US Node | Peak (mins) | Level (m) | Depth (m) | Inflow (l/s) | Node Vol (m³) | Flood (m³) | Status |
|-------------------|------------|-------------|-----------|-----------|--------------|---------------|------------|------------|
| 120 minute winter | S1 | 94 | 2.432 | 0.132 | 0.4 | 0.0562 | 0.0000 | OK |
| 120 minute winter | S2 | 94 | 2.432 | 0.234 | 0.9 | 0.0905 | 0.0000 | SURCHARGED |
| 120 minute winter | S3 | 94 | 2.431 | 0.081 | 0.8 | 0.0414 | 0.0000 | OK |
| 120 minute winter | S4 | 94 | 2.432 | 0.132 | 0.4 | 0.0562 | 0.0000 | OK |
| 120 minute winter | S5 | 94 | 2.432 | 0.145 | 0.5 | 0.0230 | 0.0000 | OK |
| 120 minute winter | S6 | 94 | 2.432 | 0.132 | 0.4 | 0.0562 | 0.0000 | OK |
| 120 minute winter | S7 | 94 | 2.432 | 0.132 | 0.5 | 0.0648 | 0.0000 | OK |
| 120 minute winter | S8 | 94 | 2.431 | 0.131 | 0.5 | 0.0646 | 0.0000 | OK |
| 120 minute winter | S9 | 76 | 2.734 | 0.034 | 1.5 | 0.0371 | 0.0000 | OK |
| 120 minute winter | S10 | 74 | 2.730 | 0.030 | 1.5 | 0.0326 | 0.0000 | OK |
| 120 minute winter | DRIVEWAY 1 | 92 | 2.642 | 0.042 | 0.4 | 0.4849 | 0.0000 | OK |
| 120 minute winter | DRIVEWAY 2 | 92 | 2.631 | 0.031 | 0.5 | 0.6412 | 0.0000 | OK |
| 120 minute winter | DRIVEWAY 3 | 92 | 2.623 | 0.023 | 0.2 | 0.2747 | 0.0000 | OK |
| 120 minute winter | DRIVEWAY 4 | 96 | 2.621 | 0.021 | 0.3 | 0.3372 | 0.0000 | OK |
| 120 minute winter | DRIVEWAY 5 | 84 | 2.624 | 0.024 | 0.2 | 0.2115 | 0.0000 | OK |

| Link Event | US Node | Link | DS Node | Outflow (l/s) | Velocity (m/s) | Flow/Cap | Link Vol (m³) |
|-------------------|------------|--------------|---------|---------------|----------------|----------|---------------|
| 120 minute winter | S1 | 4.000 | S2 | 0.5 | 0.176 | 0.040 | 0.3057 |
| 120 minute winter | S2 | 4.001 | J3 | 0.8 | 0.216 | 0.059 | 0.1038 |
| 120 minute winter | S3 | 6.000 | SA1 | 0.8 | 0.338 | 0.101 | 0.0898 |
| 120 minute winter | S4 | 1.000 | S5 | 0.5 | 0.289 | 0.033 | 0.0366 |
| 120 minute winter | S5 | 1.001 | J1 | 0.4 | 0.183 | 0.033 | 0.1817 |
| 120 minute winter | S6 | 2.000 | J1 | 0.4 | 0.352 | 0.021 | 0.1051 |
| 120 minute winter | S7 | 3.000 | J2 | 0.5 | 0.368 | 0.020 | 0.1047 |
| 120 minute winter | S8 | 5.000 | J4 | 0.5 | 0.400 | 0.017 | 0.1045 |
| 120 minute winter | S9 | 7.000 | SA3 | 1.5 | 0.346 | 0.113 | 0.0968 |
| 120 minute winter | S10 | 8.000 | SA3 | 1.5 | 0.371 | 0.087 | 0.0543 |
| 120 minute winter | DRIVEWAY 1 | Infiltration | | 0.3 | | | |
| 120 minute winter | DRIVEWAY 2 | Infiltration | | 0.4 | | | |
| 120 minute winter | DRIVEWAY 3 | Infiltration | | 0.2 | | | |
| 120 minute winter | DRIVEWAY 4 | Infiltration | | 0.2 | | | |
| 120 minute winter | DRIVEWAY 5 | Infiltration | | 0.1 | | | |

Results for 2 year 120 minute winter. 360 minute analysis at 2 minute timestep. Mass balance: 95.33%

| Node Event | US Node | Peak (mins) | Level (m) | Depth (m) | Inflow (l/s) | Node Vol (m³) | Flood (m³) | Status |
|-------------------|------------|-------------|-----------|-----------|--------------|---------------|------------|------------|
| 120 minute winter | DRIVEWAY 6 | 84 | 2.624 | 0.024 | 0.2 | 0.2115 | 0.0000 | OK |
| 120 minute winter | SA1 | 94 | 2.431 | 0.326 | 3.4 | 0.4120 | 0.0000 | SURCHARGED |
| 120 minute winter | SA2 | 96 | 2.429 | 0.365 | 3.4 | 3.7550 | 0.0000 | OK |
| 120 minute winter | SA3 | 80 | 2.631 | 0.055 | 3.2 | 0.0679 | 0.0000 | OK |
| 120 minute winter | SA4 | 124 | 2.057 | -0.509 | 3.2 | 8.0355 | 0.0000 | OK |
| 120 minute winter | J1 | 94 | 2.432 | 0.204 | 0.8 | 0.2306 | 0.0000 | SURCHARGED |
| 120 minute winter | J2 | 94 | 2.432 | 0.255 | 1.3 | 0.0000 | 0.0000 | SURCHARGED |
| 120 minute winter | J3 | 94 | 2.432 | 0.269 | 2.2 | 0.0000 | 0.0000 | SURCHARGED |
| 120 minute winter | J4 | 94 | 2.431 | 0.298 | 2.6 | 0.0000 | 0.0000 | SURCHARGED |

| Link Event | US Node | Link | DS Node | Outflow (l/s) | Velocity (m/s) | Flow/Cap | Link Vol (m³) |
|-------------------|------------|--------------|---------|---------------|----------------|----------|---------------|
| 120 minute winter | DRIVEWAY 6 | Infiltration | | 0.1 | | | |
| 120 minute winter | SA1 | 1.006 | SA2 | 3.4 | 0.274 | 0.252 | 0.1254 |
| 120 minute winter | SA2 | Infiltration | | 2.1 | | | |
| 120 minute winter | SA3 | 7.001 | SA4 | 3.2 | 0.593 | 0.232 | 0.0089 |
| 120 minute winter | SA4 | Infiltration | | 0.6 | | | |
| 120 minute winter | J1 | 1.002 | J2 | 0.8 | 0.239 | 0.061 | 0.1589 |
| 120 minute winter | J2 | 1.003 | J3 | 1.3 | 0.317 | 0.099 | 0.0417 |
| 120 minute winter | J3 | 1.004 | J4 | 2.1 | 0.333 | 0.162 | 0.0936 |
| 120 minute winter | J4 | 1.005 | SA1 | 2.5 | 0.284 | 0.189 | 0.0859 |

Results for 2 year 180 minute summer. 420 minute analysis at 4 minute timestep. Mass balance: 95.96%

| Node Event | US Node | Peak (mins) | Level (m) | Depth (m) | Inflow (l/s) | Node Vol (m ³) | Flood (m ³) | Status |
|-------------------|------------|-------------|-----------|-----------|--------------|----------------------------|-------------------------|------------|
| 180 minute summer | S1 | 124 | 2.436 | 0.136 | 0.4 | 0.0578 | 0.0000 | OK |
| 180 minute summer | S2 | 124 | 2.436 | 0.238 | 0.8 | 0.0919 | 0.0000 | SURCHARGED |
| 180 minute summer | S3 | 124 | 2.435 | 0.085 | 0.8 | 0.0432 | 0.0000 | OK |
| 180 minute summer | S4 | 124 | 2.436 | 0.136 | 0.4 | 0.0578 | 0.0000 | OK |
| 180 minute summer | S5 | 124 | 2.436 | 0.149 | 0.4 | 0.0236 | 0.0000 | OK |
| 180 minute summer | S6 | 124 | 2.436 | 0.136 | 0.4 | 0.0578 | 0.0000 | OK |
| 180 minute summer | S7 | 124 | 2.436 | 0.136 | 0.6 | 0.0667 | 0.0000 | OK |
| 180 minute summer | S8 | 124 | 2.435 | 0.135 | 0.6 | 0.0664 | 0.0000 | OK |
| 180 minute summer | S9 | 108 | 2.735 | 0.035 | 1.6 | 0.0383 | 0.0000 | OK |
| 180 minute summer | S10 | 108 | 2.731 | 0.031 | 1.6 | 0.0336 | 0.0000 | OK |
| 180 minute summer | DRIVEWAY 1 | 124 | 2.644 | 0.044 | 0.4 | 0.5004 | 0.0000 | OK |
| 180 minute summer | DRIVEWAY 2 | 124 | 2.632 | 0.032 | 0.6 | 0.6764 | 0.0000 | OK |
| 180 minute summer | DRIVEWAY 3 | 124 | 2.622 | 0.022 | 0.2 | 0.2622 | 0.0000 | OK |
| 180 minute summer | DRIVEWAY 4 | 124 | 2.621 | 0.021 | 0.3 | 0.3366 | 0.0000 | OK |
| 180 minute summer | DRIVEWAY 5 | 116 | 2.623 | 0.023 | 0.2 | 0.2076 | 0.0000 | OK |

| Link Event | US Node | Link | DS Node | Outflow (l/s) | Velocity (m/s) | Flow/Cap | Link Vol (m ³) |
|-------------------|------------|--------------|---------|---------------|----------------|----------|----------------------------|
| 180 minute summer | S1 | 4.000 | S2 | 0.4 | 0.174 | 0.029 | 0.3088 |
| 180 minute summer | S2 | 4.001 | J3 | 0.8 | 0.208 | 0.057 | 0.1038 |
| 180 minute summer | S3 | 6.000 | SA1 | 0.8 | 0.338 | 0.102 | 0.0914 |
| 180 minute summer | S4 | 1.000 | S5 | 0.4 | 0.314 | 0.028 | 0.0371 |
| 180 minute summer | S5 | 1.001 | J1 | 0.4 | 0.177 | 0.028 | 0.1825 |
| 180 minute summer | S6 | 2.000 | J1 | 0.4 | 0.379 | 0.020 | 0.1061 |
| 180 minute summer | S7 | 3.000 | J2 | 0.6 | 0.417 | 0.023 | 0.1058 |
| 180 minute summer | S8 | 5.000 | J4 | 0.6 | 0.458 | 0.020 | 0.1055 |
| 180 minute summer | S9 | 7.000 | SA3 | 1.6 | 0.352 | 0.121 | 0.1014 |
| 180 minute summer | S10 | 8.000 | SA3 | 1.6 | 0.377 | 0.093 | 0.0569 |
| 180 minute summer | DRIVEWAY 1 | Infiltration | | 0.3 | | | |
| 180 minute summer | DRIVEWAY 2 | Infiltration | | 0.4 | | | |
| 180 minute summer | DRIVEWAY 3 | Infiltration | | 0.1 | | | |
| 180 minute summer | DRIVEWAY 4 | Infiltration | | 0.2 | | | |
| 180 minute summer | DRIVEWAY 5 | Infiltration | | 0.1 | | | |

Results for 2 year 180 minute summer. 420 minute analysis at 4 minute timestep. Mass balance: 95.96%

| Node Event | US Node | Peak (mins) | Level (m) | Depth (m) | Inflow (l/s) | Node Vol (m³) | Flood (m³) | Status |
|-------------------|------------|-------------|-----------|-----------|--------------|---------------|------------|------------|
| 180 minute summer | DRIVEWAY 6 | 116 | 2.623 | 0.023 | 0.2 | 0.2076 | 0.0000 | OK |
| 180 minute summer | SA1 | 124 | 2.434 | 0.329 | 3.6 | 0.4164 | 0.0000 | SURCHARGED |
| 180 minute summer | SA2 | 128 | 2.432 | 0.368 | 3.6 | 4.1059 | 0.0000 | OK |
| 180 minute summer | SA3 | 108 | 2.633 | 0.057 | 3.4 | 0.0703 | 0.0000 | OK |
| 180 minute summer | SA4 | 160 | 2.067 | -0.499 | 3.4 | 8.5577 | 0.0000 | OK |
| 180 minute summer | J1 | 124 | 2.436 | 0.208 | 0.8 | 0.2349 | 0.0000 | SURCHARGED |
| 180 minute summer | J2 | 124 | 2.436 | 0.259 | 1.3 | 0.0000 | 0.0000 | SURCHARGED |
| 180 minute summer | J3 | 124 | 2.435 | 0.272 | 2.0 | 0.0000 | 0.0000 | SURCHARGED |
| 180 minute summer | J4 | 124 | 2.435 | 0.302 | 2.6 | 0.0000 | 0.0000 | SURCHARGED |

| Link Event | US Node | Link | DS Node | Outflow (l/s) | Velocity (m/s) | Flow/Cap | Link Vol (m³) |
|-------------------|------------|--------------|---------|---------------|----------------|----------|---------------|
| 180 minute summer | DRIVEWAY 6 | Infiltration | | 0.1 | | | |
| 180 minute summer | SA1 | 1.006 | SA2 | 3.6 | 0.232 | 0.269 | 0.1254 |
| 180 minute summer | SA2 | Infiltration | | 2.3 | | | |
| 180 minute summer | SA3 | 7.001 | SA4 | 3.4 | 0.603 | 0.247 | 0.0093 |
| 180 minute summer | SA4 | Infiltration | | 0.6 | | | |
| 180 minute summer | J1 | 1.002 | J2 | 0.8 | 0.239 | 0.057 | 0.1589 |
| 180 minute summer | J2 | 1.003 | J3 | 1.3 | 0.259 | 0.093 | 0.0417 |
| 180 minute summer | J3 | 1.004 | J4 | 2.0 | 0.321 | 0.151 | 0.0936 |
| 180 minute summer | J4 | 1.005 | SA1 | 2.6 | 0.249 | 0.191 | 0.0859 |

Results for 2 year 180 minute winter. 420 minute analysis at 4 minute timestep. Mass balance: 95.98%

| Node Event | US Node | Peak (mins) | Level (m) | Depth (m) | Inflow (l/s) | Node Vol (m ³) | Flood (m ³) | Status |
|-------------------|------------|-------------|-----------|-----------|--------------|----------------------------|-------------------------|------------|
| 180 minute winter | S1 | 128 | 2.433 | 0.133 | 0.4 | 0.0568 | 0.0000 | OK |
| 180 minute winter | S2 | 128 | 2.433 | 0.235 | 0.8 | 0.0910 | 0.0000 | SURCHARGED |
| 180 minute winter | S3 | 128 | 2.433 | 0.083 | 0.6 | 0.0422 | 0.0000 | OK |
| 180 minute winter | S4 | 128 | 2.433 | 0.133 | 0.4 | 0.0568 | 0.0000 | OK |
| 180 minute winter | S5 | 128 | 2.433 | 0.146 | 0.4 | 0.0233 | 0.0000 | OK |
| 180 minute winter | S6 | 128 | 2.433 | 0.133 | 0.4 | 0.0568 | 0.0000 | OK |
| 180 minute winter | S7 | 128 | 2.433 | 0.133 | 0.5 | 0.0655 | 0.0000 | OK |
| 180 minute winter | S8 | 128 | 2.433 | 0.133 | 0.5 | 0.0653 | 0.0000 | OK |
| 180 minute winter | S9 | 108 | 2.732 | 0.032 | 1.3 | 0.0345 | 0.0000 | OK |
| 180 minute winter | S10 | 108 | 2.728 | 0.028 | 1.3 | 0.0304 | 0.0000 | OK |
| 180 minute winter | DRIVEWAY 1 | 128 | 2.639 | 0.039 | 0.3 | 0.4519 | 0.0000 | OK |
| 180 minute winter | DRIVEWAY 2 | 124 | 2.629 | 0.029 | 0.5 | 0.6088 | 0.0000 | OK |
| 180 minute winter | DRIVEWAY 3 | 120 | 2.622 | 0.022 | 0.2 | 0.2687 | 0.0000 | OK |
| 180 minute winter | DRIVEWAY 4 | 128 | 2.619 | 0.019 | 0.2 | 0.2994 | 0.0000 | OK |
| 180 minute winter | DRIVEWAY 5 | 144 | 2.619 | 0.019 | 0.1 | 0.1700 | 0.0000 | OK |

| Link Event | US Node | Link | DS Node | Outflow (l/s) | Velocity (m/s) | Flow/Cap | Link Vol (m ³) |
|-------------------|------------|--------------|---------|---------------|----------------|----------|----------------------------|
| 180 minute winter | S1 | 4.000 | S2 | 0.4 | 0.174 | 0.029 | 0.3069 |
| 180 minute winter | S2 | 4.001 | J3 | 0.8 | 0.208 | 0.057 | 0.1038 |
| 180 minute winter | S3 | 6.000 | SA1 | 0.6 | 0.338 | 0.078 | 0.0905 |
| 180 minute winter | S4 | 1.000 | S5 | 0.4 | 0.314 | 0.028 | 0.0368 |
| 180 minute winter | S5 | 1.001 | J1 | 0.5 | 0.177 | 0.035 | 0.1820 |
| 180 minute winter | S6 | 2.000 | J1 | 0.4 | 0.379 | 0.020 | 0.1055 |
| 180 minute winter | S7 | 3.000 | J2 | 0.5 | 0.417 | 0.019 | 0.1051 |
| 180 minute winter | S8 | 5.000 | J4 | 0.5 | 0.458 | 0.016 | 0.1049 |
| 180 minute winter | S9 | 7.000 | SA3 | 1.3 | 0.331 | 0.098 | 0.0876 |
| 180 minute winter | S10 | 8.000 | SA3 | 1.3 | 0.355 | 0.075 | 0.0491 |
| 180 minute winter | DRIVEWAY 1 | Infiltration | | 0.2 | | | |
| 180 minute winter | DRIVEWAY 2 | Infiltration | | 0.4 | | | |
| 180 minute winter | DRIVEWAY 3 | Infiltration | | 0.2 | | | |
| 180 minute winter | DRIVEWAY 4 | Infiltration | | 0.2 | | | |
| 180 minute winter | DRIVEWAY 5 | Infiltration | | 0.1 | | | |

Results for 2 year 180 minute winter. 420 minute analysis at 4 minute timestep. Mass balance: 95.98%

| Node Event | US Node | Peak (mins) | Level (m) | Depth (m) | Inflow (l/s) | Node Vol (m³) | Flood (m³) | Status |
|-------------------|------------|-------------|-----------|-----------|--------------|---------------|------------|------------|
| 180 minute winter | DRIVEWAY 6 | 144 | 2.619 | 0.019 | 0.1 | 0.1700 | 0.0000 | OK |
| 180 minute winter | SA1 | 128 | 2.432 | 0.327 | 3.2 | 0.4138 | 0.0000 | SURCHARGED |
| 180 minute winter | SA2 | 132 | 2.430 | 0.366 | 3.2 | 3.9030 | 0.0000 | OK |
| 180 minute winter | SA3 | 108 | 2.627 | 0.051 | 2.8 | 0.0631 | 0.0000 | OK |
| 180 minute winter | SA4 | 168 | 2.066 | -0.500 | 2.8 | 8.5340 | 0.0000 | OK |
| 180 minute winter | J1 | 128 | 2.433 | 0.205 | 0.8 | 0.2322 | 0.0000 | SURCHARGED |
| 180 minute winter | J2 | 128 | 2.433 | 0.256 | 1.2 | 0.0000 | 0.0000 | SURCHARGED |
| 180 minute winter | J3 | 128 | 2.433 | 0.270 | 1.9 | 0.0000 | 0.0000 | SURCHARGED |
| 180 minute winter | J4 | 128 | 2.433 | 0.300 | 2.4 | 0.0000 | 0.0000 | SURCHARGED |

| Link Event | US Node | Link | DS Node | Outflow (l/s) | Velocity (m/s) | Flow/Cap | Link Vol (m³) |
|-------------------|------------|--------------|---------|---------------|----------------|----------|---------------|
| 180 minute winter | DRIVEWAY 6 | Infiltration | | 0.1 | | | |
| 180 minute winter | SA1 | 1.006 | SA2 | 3.2 | 0.232 | 0.235 | 0.1254 |
| 180 minute winter | SA2 | Infiltration | | 2.2 | | | |
| 180 minute winter | SA3 | 7.001 | SA4 | 2.8 | 0.573 | 0.203 | 0.0081 |
| 180 minute winter | SA4 | Infiltration | | 0.6 | | | |
| 180 minute winter | J1 | 1.002 | J2 | 0.8 | 0.239 | 0.063 | 0.1589 |
| 180 minute winter | J2 | 1.003 | J3 | 1.2 | 0.259 | 0.088 | 0.0417 |
| 180 minute winter | J3 | 1.004 | J4 | 1.9 | 0.317 | 0.146 | 0.0936 |
| 180 minute winter | J4 | 1.005 | SA1 | 2.4 | 0.214 | 0.179 | 0.0859 |

Results for 2 year 240 minute summer. 480 minute analysis at 4 minute timestep. Mass balance: 96.37%

| Node Event | US Node | Peak (mins) | Level (m) | Depth (m) | Inflow (l/s) | Node Vol (m ³) | Flood (m ³) | Status |
|-------------------|------------|-------------|-----------|-----------|--------------|----------------------------|-------------------------|------------|
| 240 minute summer | S1 | 148 | 2.437 | 0.137 | 0.4 | 0.0583 | 0.0000 | OK |
| 240 minute summer | S2 | 148 | 2.437 | 0.239 | 0.8 | 0.0924 | 0.0000 | SURCHARGED |
| 240 minute summer | S3 | 156 | 2.436 | 0.086 | 0.7 | 0.0438 | 0.0000 | OK |
| 240 minute summer | S4 | 148 | 2.437 | 0.137 | 0.4 | 0.0583 | 0.0000 | OK |
| 240 minute summer | S5 | 148 | 2.437 | 0.150 | 0.4 | 0.0238 | 0.0000 | OK |
| 240 minute summer | S6 | 148 | 2.437 | 0.137 | 0.4 | 0.0583 | 0.0000 | OK |
| 240 minute summer | S7 | 148 | 2.437 | 0.137 | 0.5 | 0.0672 | 0.0000 | OK |
| 240 minute summer | S8 | 152 | 2.436 | 0.136 | 0.5 | 0.0670 | 0.0000 | OK |
| 240 minute summer | S9 | 140 | 2.733 | 0.033 | 1.4 | 0.0358 | 0.0000 | OK |
| 240 minute summer | S10 | 136 | 2.729 | 0.029 | 1.4 | 0.0315 | 0.0000 | OK |
| 240 minute summer | DRIVEWAY 1 | 152 | 2.642 | 0.042 | 0.4 | 0.4821 | 0.0000 | OK |
| 240 minute summer | DRIVEWAY 2 | 152 | 2.631 | 0.031 | 0.5 | 0.6376 | 0.0000 | OK |
| 240 minute summer | DRIVEWAY 3 | 152 | 2.623 | 0.023 | 0.2 | 0.2768 | 0.0000 | OK |
| 240 minute summer | DRIVEWAY 4 | 156 | 2.621 | 0.021 | 0.3 | 0.3287 | 0.0000 | OK |
| 240 minute summer | DRIVEWAY 5 | 144 | 2.622 | 0.022 | 0.2 | 0.1991 | 0.0000 | OK |

| Link Event | US Node | Link | DS Node | Outflow (l/s) | Velocity (m/s) | Flow/Cap | Link Vol (m ³) |
|-------------------|------------|--------------|---------|---------------|----------------|----------|----------------------------|
| 240 minute summer | S1 | 4.000 | S2 | 0.4 | 0.174 | 0.030 | 0.3097 |
| 240 minute summer | S2 | 4.001 | J3 | 0.8 | 0.208 | 0.058 | 0.1038 |
| 240 minute summer | S3 | 6.000 | SA1 | 0.7 | 0.338 | 0.090 | 0.0919 |
| 240 minute summer | S4 | 1.000 | S5 | 0.4 | 0.314 | 0.029 | 0.0373 |
| 240 minute summer | S5 | 1.001 | J1 | 0.4 | 0.177 | 0.029 | 0.1825 |
| 240 minute summer | S6 | 2.000 | J1 | 0.4 | 0.379 | 0.021 | 0.1064 |
| 240 minute summer | S7 | 3.000 | J2 | 0.5 | 0.417 | 0.019 | 0.1061 |
| 240 minute summer | S8 | 5.000 | J4 | 0.5 | 0.458 | 0.017 | 0.1058 |
| 240 minute summer | S9 | 7.000 | SA3 | 1.4 | 0.339 | 0.106 | 0.0922 |
| 240 minute summer | S10 | 8.000 | SA3 | 1.4 | 0.363 | 0.081 | 0.0517 |
| 240 minute summer | DRIVEWAY 1 | Infiltration | | 0.3 | | | |
| 240 minute summer | DRIVEWAY 2 | Infiltration | | 0.4 | | | |
| 240 minute summer | DRIVEWAY 3 | Infiltration | | 0.2 | | | |
| 240 minute summer | DRIVEWAY 4 | Infiltration | | 0.2 | | | |
| 240 minute summer | DRIVEWAY 5 | Infiltration | | 0.1 | | | |

Results for 2 year 240 minute summer. 480 minute analysis at 4 minute timestep. Mass balance: 96.37%

| Node Event | US Node | Peak (mins) | Level (m) | Depth (m) | Inflow (l/s) | Node Vol (m³) | Flood (m³) | Status |
|-------------------|------------|-------------|-----------|-----------|--------------|---------------|------------|------------|
| 240 minute summer | DRIVEWAY 6 | 144 | 2.622 | 0.022 | 0.2 | 0.1991 | 0.0000 | OK |
| 240 minute summer | SA1 | 156 | 2.435 | 0.330 | 3.4 | 0.4179 | 0.0000 | SURCHARGED |
| 240 minute summer | SA2 | 156 | 2.433 | 0.369 | 3.4 | 4.2506 | 0.0000 | OK |
| 240 minute summer | SA3 | 140 | 2.629 | 0.053 | 3.0 | 0.0655 | 0.0000 | OK |
| 240 minute summer | SA4 | 196 | 2.073 | -0.493 | 3.0 | 8.8507 | 0.0000 | OK |
| 240 minute summer | J1 | 148 | 2.437 | 0.209 | 0.8 | 0.2362 | 0.0000 | SURCHARGED |
| 240 minute summer | J2 | 148 | 2.437 | 0.260 | 1.2 | 0.0000 | 0.0000 | SURCHARGED |
| 240 minute summer | J3 | 148 | 2.437 | 0.274 | 2.0 | 0.0000 | 0.0000 | SURCHARGED |
| 240 minute summer | J4 | 152 | 2.436 | 0.303 | 2.5 | 0.0000 | 0.0000 | SURCHARGED |

| Link Event | US Node | Link | DS Node | Outflow (l/s) | Velocity (m/s) | Flow/Cap | Link Vol (m³) |
|-------------------|------------|--------------|---------|---------------|----------------|----------|---------------|
| 240 minute summer | DRIVEWAY 6 | Infiltration | | 0.1 | | | |
| 240 minute summer | SA1 | 1.006 | SA2 | 3.4 | 0.232 | 0.253 | 0.1254 |
| 240 minute summer | SA2 | Infiltration | | 2.4 | | | |
| 240 minute summer | SA3 | 7.001 | SA4 | 3.0 | 0.583 | 0.218 | 0.0085 |
| 240 minute summer | SA4 | Infiltration | | 0.6 | | | |
| 240 minute summer | J1 | 1.002 | J2 | 0.8 | 0.232 | 0.059 | 0.1589 |
| 240 minute summer | J2 | 1.003 | J3 | 1.2 | 0.247 | 0.090 | 0.0417 |
| 240 minute summer | J3 | 1.004 | J4 | 2.0 | 0.172 | 0.150 | 0.0936 |
| 240 minute summer | J4 | 1.005 | SA1 | 2.5 | 0.214 | 0.185 | 0.0859 |

Results for 2 year 240 minute winter. 480 minute analysis at 4 minute timestep. Mass balance: 96.39%

| Node Event | US Node | Peak (mins) | Level (m) | Depth (m) | Inflow (l/s) | Node Vol (m ³) | Flood (m ³) | Status |
|-------------------|------------|-------------|-----------|-----------|--------------|----------------------------|-------------------------|------------|
| 240 minute winter | S1 | 156 | 2.432 | 0.132 | 0.3 | 0.0562 | 0.0000 | OK |
| 240 minute winter | S2 | 156 | 2.432 | 0.234 | 0.6 | 0.0905 | 0.0000 | SURCHARGED |
| 240 minute winter | S3 | 156 | 2.431 | 0.081 | 0.5 | 0.0415 | 0.0000 | OK |
| 240 minute winter | S4 | 156 | 2.432 | 0.132 | 0.3 | 0.0562 | 0.0000 | OK |
| 240 minute winter | S5 | 156 | 2.432 | 0.145 | 0.3 | 0.0231 | 0.0000 | OK |
| 240 minute winter | S6 | 156 | 2.432 | 0.132 | 0.3 | 0.0562 | 0.0000 | OK |
| 240 minute winter | S7 | 156 | 2.432 | 0.132 | 0.4 | 0.0649 | 0.0000 | OK |
| 240 minute winter | S8 | 156 | 2.431 | 0.131 | 0.4 | 0.0646 | 0.0000 | OK |
| 240 minute winter | S9 | 136 | 2.729 | 0.029 | 1.1 | 0.0318 | 0.0000 | OK |
| 240 minute winter | S10 | 136 | 2.726 | 0.026 | 1.1 | 0.0280 | 0.0000 | OK |
| 240 minute winter | DRIVEWAY 1 | 152 | 2.638 | 0.038 | 0.3 | 0.4314 | 0.0000 | OK |
| 240 minute winter | DRIVEWAY 2 | 152 | 2.627 | 0.027 | 0.4 | 0.5619 | 0.0000 | OK |
| 240 minute winter | DRIVEWAY 3 | 148 | 2.620 | 0.020 | 0.2 | 0.2400 | 0.0000 | OK |
| 240 minute winter | DRIVEWAY 4 | 156 | 2.619 | 0.019 | 0.2 | 0.2957 | 0.0000 | OK |
| 240 minute winter | DRIVEWAY 5 | 180 | 2.620 | 0.020 | 0.1 | 0.1747 | 0.0000 | OK |

| Link Event | US Node | Link | DS Node | Outflow (l/s) | Velocity (m/s) | Flow/Cap | Link Vol (m ³) |
|-------------------|------------|--------------|---------|---------------|----------------|----------|----------------------------|
| 240 minute winter | S1 | 4.000 | S2 | 0.3 | 0.174 | 0.022 | 0.3057 |
| 240 minute winter | S2 | 4.001 | J3 | 0.6 | 0.208 | 0.044 | 0.1038 |
| 240 minute winter | S3 | 6.000 | SA1 | 0.5 | 0.338 | 0.065 | 0.0898 |
| 240 minute winter | S4 | 1.000 | S5 | 0.3 | 0.314 | 0.022 | 0.0366 |
| 240 minute winter | S5 | 1.001 | J1 | 0.3 | 0.177 | 0.023 | 0.1817 |
| 240 minute winter | S6 | 2.000 | J1 | 0.3 | 0.379 | 0.016 | 0.1051 |
| 240 minute winter | S7 | 3.000 | J2 | 0.4 | 0.417 | 0.016 | 0.1047 |
| 240 minute winter | S8 | 5.000 | J4 | 0.4 | 0.458 | 0.013 | 0.1045 |
| 240 minute winter | S9 | 7.000 | SA3 | 1.1 | 0.316 | 0.083 | 0.0780 |
| 240 minute winter | S10 | 8.000 | SA3 | 1.1 | 0.339 | 0.064 | 0.0438 |
| 240 minute winter | DRIVEWAY 1 | Infiltration | | 0.2 | | | |
| 240 minute winter | DRIVEWAY 2 | Infiltration | | 0.3 | | | |
| 240 minute winter | DRIVEWAY 3 | Infiltration | | 0.1 | | | |
| 240 minute winter | DRIVEWAY 4 | Infiltration | | 0.2 | | | |
| 240 minute winter | DRIVEWAY 5 | Infiltration | | 0.1 | | | |

Results for 2 year 240 minute winter. 480 minute analysis at 4 minute timestep. Mass balance: 96.39%

| Node Event | US Node | Peak (mins) | Level (m) | Depth (m) | Inflow (l/s) | Node Vol (m³) | Flood (m³) | Status |
|-------------------|------------|-------------|-----------|-----------|--------------|---------------|------------|------------|
| 240 minute winter | DRIVEWAY 6 | 180 | 2.620 | 0.020 | 0.1 | 0.1747 | 0.0000 | OK |
| 240 minute winter | SA1 | 156 | 2.431 | 0.326 | 2.6 | 0.4121 | 0.0000 | SURCHARGED |
| 240 minute winter | SA2 | 160 | 2.429 | 0.365 | 2.6 | 3.7684 | 0.0000 | OK |
| 240 minute winter | SA3 | 140 | 2.623 | 0.047 | 2.4 | 0.0581 | 0.0000 | OK |
| 240 minute winter | SA4 | 204 | 2.069 | -0.497 | 2.4 | 8.6925 | 0.0000 | OK |
| 240 minute winter | J1 | 156 | 2.432 | 0.204 | 0.6 | 0.2307 | 0.0000 | SURCHARGED |
| 240 minute winter | J2 | 156 | 2.432 | 0.255 | 1.0 | 0.0000 | 0.0000 | SURCHARGED |
| 240 minute winter | J3 | 156 | 2.432 | 0.269 | 1.5 | 0.0000 | 0.0000 | SURCHARGED |
| 240 minute winter | J4 | 156 | 2.431 | 0.298 | 1.9 | 0.0000 | 0.0000 | SURCHARGED |

| Link Event | US Node | Link | DS Node | Outflow (l/s) | Velocity (m/s) | Flow/Cap | Link Vol (m³) |
|-------------------|------------|--------------|---------|---------------|----------------|----------|---------------|
| 240 minute winter | DRIVEWAY 6 | Infiltration | | 0.1 | | | |
| 240 minute winter | SA1 | 1.006 | SA2 | 2.6 | 0.229 | 0.194 | 0.1254 |
| 240 minute winter | SA2 | Infiltration | | 2.1 | | | |
| 240 minute winter | SA3 | 7.001 | SA4 | 2.4 | 0.550 | 0.174 | 0.0072 |
| 240 minute winter | SA4 | Infiltration | | 0.6 | | | |
| 240 minute winter | J1 | 1.002 | J2 | 0.6 | 0.239 | 0.044 | 0.1589 |
| 240 minute winter | J2 | 1.003 | J3 | 1.0 | 0.259 | 0.070 | 0.0417 |
| 240 minute winter | J3 | 1.004 | J4 | 1.5 | 0.321 | 0.116 | 0.0936 |
| 240 minute winter | J4 | 1.005 | SA1 | 1.9 | 0.226 | 0.143 | 0.0859 |

Results for 2 year 360 minute summer. 600 minute analysis at 8 minute timestep. Mass balance: 96.65%

| Node Event | US Node | Peak (mins) | Level (m) | Depth (m) | Inflow (l/s) | Node Vol (m³) | Flood (m³) | Status |
|-------------------|------------|-------------|-----------|-----------|--------------|---------------|------------|------------|
| 360 minute summer | S1 | 216 | 2.433 | 0.133 | 0.3 | 0.0566 | 0.0000 | OK |
| 360 minute summer | S2 | 216 | 2.433 | 0.235 | 0.6 | 0.0909 | 0.0000 | SURCHARGED |
| 360 minute summer | S3 | 216 | 2.432 | 0.082 | 0.6 | 0.0418 | 0.0000 | OK |
| 360 minute summer | S4 | 216 | 2.433 | 0.133 | 0.3 | 0.0566 | 0.0000 | OK |
| 360 minute summer | S5 | 216 | 2.433 | 0.146 | 0.3 | 0.0232 | 0.0000 | OK |
| 360 minute summer | S6 | 216 | 2.433 | 0.133 | 0.3 | 0.0566 | 0.0000 | OK |
| 360 minute summer | S7 | 216 | 2.433 | 0.133 | 0.4 | 0.0653 | 0.0000 | OK |
| 360 minute summer | S8 | 216 | 2.432 | 0.132 | 0.4 | 0.0651 | 0.0000 | OK |
| 360 minute summer | S9 | 200 | 2.730 | 0.030 | 1.2 | 0.0332 | 0.0000 | OK |
| 360 minute summer | S10 | 200 | 2.727 | 0.027 | 1.2 | 0.0292 | 0.0000 | OK |
| 360 minute summer | DRIVEWAY 1 | 216 | 2.637 | 0.037 | 0.3 | 0.4295 | 0.0000 | OK |
| 360 minute summer | DRIVEWAY 2 | 216 | 2.627 | 0.027 | 0.4 | 0.5718 | 0.0000 | OK |
| 360 minute summer | DRIVEWAY 3 | 208 | 2.622 | 0.022 | 0.2 | 0.2680 | 0.0000 | OK |
| 360 minute summer | DRIVEWAY 4 | 216 | 2.619 | 0.019 | 0.2 | 0.2989 | 0.0000 | OK |
| 360 minute summer | DRIVEWAY 5 | 232 | 2.619 | 0.019 | 0.1 | 0.1690 | 0.0000 | OK |

| Link Event | US Node | Link | DS Node | Outflow (l/s) | Velocity (m/s) | Flow/Cap | Link Vol (m³) |
|-------------------|------------|--------------|---------|---------------|----------------|----------|---------------|
| 360 minute summer | S1 | 4.000 | S2 | 0.3 | 0.079 | 0.022 | 0.3065 |
| 360 minute summer | S2 | 4.001 | J3 | 0.6 | 0.034 | 0.044 | 0.1038 |
| 360 minute summer | S3 | 6.000 | SA1 | 0.6 | 0.338 | 0.077 | 0.0901 |
| 360 minute summer | S4 | 1.000 | S5 | 0.3 | 0.240 | 0.022 | 0.0367 |
| 360 minute summer | S5 | 1.001 | J1 | 0.3 | 0.177 | 0.022 | 0.1819 |
| 360 minute summer | S6 | 2.000 | J1 | 0.3 | 0.265 | 0.016 | 0.1053 |
| 360 minute summer | S7 | 3.000 | J2 | 0.4 | 0.291 | 0.016 | 0.1050 |
| 360 minute summer | S8 | 5.000 | J4 | 0.4 | 0.110 | 0.013 | 0.1048 |
| 360 minute summer | S9 | 7.000 | SA3 | 1.2 | 0.324 | 0.090 | 0.0828 |
| 360 minute summer | S10 | 8.000 | SA3 | 1.2 | 0.346 | 0.070 | 0.0465 |
| 360 minute summer | DRIVEWAY 1 | Infiltration | | 0.2 | | | |
| 360 minute summer | DRIVEWAY 2 | Infiltration | | 0.3 | | | |
| 360 minute summer | DRIVEWAY 3 | Infiltration | | 0.2 | | | |
| 360 minute summer | DRIVEWAY 4 | Infiltration | | 0.2 | | | |
| 360 minute summer | DRIVEWAY 5 | Infiltration | | 0.1 | | | |

Results for 2 year 360 minute summer. 600 minute analysis at 8 minute timestep. Mass balance: 96.65%

| Node Event | US Node | Peak (mins) | Level (m) | Depth (m) | Inflow (l/s) | Node Vol (m ³) | Flood (m ³) | Status |
|-------------------|------------|-------------|-----------|-----------|--------------|----------------------------|-------------------------|------------|
| 360 minute summer | DRIVEWAY 6 | 232 | 2.619 | 0.019 | 0.1 | 0.1690 | 0.0000 | OK |
| 360 minute summer | SA1 | 216 | 2.432 | 0.327 | 2.7 | 0.4132 | 0.0000 | SURCHARGED |
| 360 minute summer | SA2 | 224 | 2.430 | 0.366 | 2.7 | 3.8545 | 0.0000 | OK |
| 360 minute summer | SA3 | 200 | 2.625 | 0.049 | 2.6 | 0.0606 | 0.0000 | OK |
| 360 minute summer | SA4 | 264 | 2.079 | -0.487 | 2.6 | 9.1634 | 0.0000 | OK |
| 360 minute summer | J1 | 216 | 2.433 | 0.205 | 0.6 | 0.2317 | 0.0000 | SURCHARGED |
| 360 minute summer | J2 | 216 | 2.433 | 0.256 | 1.0 | 0.0000 | 0.0000 | SURCHARGED |
| 360 minute summer | J3 | 216 | 2.433 | 0.270 | 1.6 | 0.0000 | 0.0000 | SURCHARGED |
| 360 minute summer | J4 | 216 | 2.432 | 0.299 | 1.9 | 0.0000 | 0.0000 | SURCHARGED |

| Link Event | US Node | Link | DS Node | Outflow (l/s) | Velocity (m/s) | Flow/Cap | Link Vol (m ³) |
|-------------------|------------|--------------|---------|---------------|----------------|----------|----------------------------|
| 360 minute summer | DRIVEWAY 6 | Infiltration | | 0.1 | | | |
| 360 minute summer | SA1 | 1.006 | SA2 | 2.7 | 0.265 | 0.199 | 0.1254 |
| 360 minute summer | SA2 | Infiltration | | 2.2 | | | |
| 360 minute summer | SA3 | 7.001 | SA4 | 2.6 | 0.562 | 0.189 | 0.0076 |
| 360 minute summer | SA4 | Infiltration | | 0.6 | | | |
| 360 minute summer | J1 | 1.002 | J2 | 0.6 | 0.038 | 0.045 | 0.1589 |
| 360 minute summer | J2 | 1.003 | J3 | 1.0 | 0.288 | 0.071 | 0.0417 |
| 360 minute summer | J3 | 1.004 | J4 | 1.5 | 0.088 | 0.116 | 0.0936 |
| 360 minute summer | J4 | 1.005 | SA1 | 1.9 | 0.110 | 0.144 | 0.0859 |

Results for 2 year 360 minute winter. 600 minute analysis at 8 minute timestep. Mass balance: 96.68%

| Node Event | US Node | Peak (mins) | Level (m) | Depth (m) | Inflow (l/s) | Node Vol (m³) | Flood (m³) | Status |
|-------------------|------------|-------------|-----------|-----------|--------------|---------------|------------|------------|
| 360 minute winter | S1 | 216 | 2.425 | 0.125 | 0.2 | 0.0531 | 0.0000 | OK |
| 360 minute winter | S2 | 216 | 2.425 | 0.227 | 0.4 | 0.0877 | 0.0000 | SURCHARGED |
| 360 minute winter | S3 | 216 | 2.425 | 0.075 | 0.4 | 0.0379 | 0.0000 | OK |
| 360 minute winter | S4 | 216 | 2.425 | 0.125 | 0.2 | 0.0532 | 0.0000 | OK |
| 360 minute winter | S5 | 216 | 2.425 | 0.138 | 0.2 | 0.0219 | 0.0000 | OK |
| 360 minute winter | S6 | 216 | 2.425 | 0.125 | 0.2 | 0.0532 | 0.0000 | OK |
| 360 minute winter | S7 | 216 | 2.425 | 0.125 | 0.3 | 0.0614 | 0.0000 | OK |
| 360 minute winter | S8 | 216 | 2.424 | 0.124 | 0.3 | 0.0612 | 0.0000 | OK |
| 360 minute winter | S9 | 184 | 2.725 | 0.025 | 0.8 | 0.0272 | 0.0000 | OK |
| 360 minute winter | S10 | 184 | 2.722 | 0.022 | 0.8 | 0.0240 | 0.0000 | OK |
| 360 minute winter | DRIVEWAY 1 | 232 | 2.630 | 0.030 | 0.2 | 0.3476 | 0.0000 | OK |
| 360 minute winter | DRIVEWAY 2 | 216 | 2.622 | 0.022 | 0.3 | 0.4663 | 0.0000 | OK |
| 360 minute winter | DRIVEWAY 3 | 264 | 2.614 | 0.014 | 0.1 | 0.1759 | 0.0000 | OK |
| 360 minute winter | DRIVEWAY 4 | 208 | 2.615 | 0.015 | 0.2 | 0.2303 | 0.0000 | OK |
| 360 minute winter | DRIVEWAY 5 | 248 | 2.620 | 0.020 | 0.1 | 0.1791 | 0.0000 | OK |

| Link Event | US Node | Link | DS Node | Outflow (l/s) | Velocity (m/s) | Flow/Cap | Link Vol (m³) |
|-------------------|------------|--------------|---------|---------------|----------------|----------|---------------|
| 360 minute winter | S1 | 4.000 | S2 | 0.2 | 0.057 | 0.015 | 0.2989 |
| 360 minute winter | S2 | 4.001 | J3 | 0.4 | -0.025 | 0.030 | 0.1038 |
| 360 minute winter | S3 | 6.000 | SA1 | 0.4 | 0.338 | 0.052 | 0.0863 |
| 360 minute winter | S4 | 1.000 | S5 | 0.2 | 0.239 | 0.015 | 0.0353 |
| 360 minute winter | S5 | 1.001 | J1 | 0.2 | 0.178 | 0.015 | 0.1791 |
| 360 minute winter | S6 | 2.000 | J1 | 0.2 | 0.266 | 0.011 | 0.1027 |
| 360 minute winter | S7 | 3.000 | J2 | 0.3 | 0.291 | 0.012 | 0.1024 |
| 360 minute winter | S8 | 5.000 | J4 | 0.3 | 0.307 | 0.010 | 0.1022 |
| 360 minute winter | S9 | 7.000 | SA3 | 0.8 | 0.293 | 0.060 | 0.0610 |
| 360 minute winter | S10 | 8.000 | SA3 | 0.8 | 0.314 | 0.046 | 0.0342 |
| 360 minute winter | DRIVEWAY 1 | Infiltration | | 0.2 | | | |
| 360 minute winter | DRIVEWAY 2 | Infiltration | | 0.3 | | | |
| 360 minute winter | DRIVEWAY 3 | Infiltration | | 0.1 | | | |
| 360 minute winter | DRIVEWAY 4 | Infiltration | | 0.1 | | | |
| 360 minute winter | DRIVEWAY 5 | Infiltration | | 0.1 | | | |

Results for 2 year 360 minute winter. 600 minute analysis at 8 minute timestep. Mass balance: 96.68%

| Node Event | US Node | Peak (mins) | Level (m) | Depth (m) | Inflow (l/s) | Node Vol (m³) | Flood (m³) | Status |
|-------------------|------------|-------------|-----------|-----------|--------------|---------------|------------|------------|
| 360 minute winter | DRIVEWAY 6 | 248 | 2.620 | 0.020 | 0.1 | 0.1791 | 0.0000 | OK |
| 360 minute winter | SA1 | 224 | 2.424 | 0.319 | 1.9 | 0.4037 | 0.0000 | SURCHARGED |
| 360 minute winter | SA2 | 224 | 2.423 | 0.359 | 1.9 | 3.0992 | 0.0000 | OK |
| 360 minute winter | SA3 | 192 | 2.615 | 0.039 | 1.7 | 0.0483 | 0.0000 | OK |
| 360 minute winter | SA4 | 280 | 2.067 | -0.499 | 1.7 | 8.5629 | 0.0000 | OK |
| 360 minute winter | J1 | 216 | 2.425 | 0.197 | 0.4 | 0.2225 | 0.0000 | SURCHARGED |
| 360 minute winter | J2 | 216 | 2.425 | 0.248 | 0.7 | 0.0000 | 0.0000 | SURCHARGED |
| 360 minute winter | J3 | 216 | 2.425 | 0.262 | 1.1 | 0.0000 | 0.0000 | SURCHARGED |
| 360 minute winter | J4 | 216 | 2.424 | 0.291 | 1.4 | 0.0000 | 0.0000 | SURCHARGED |

| Link Event | US Node | Link | DS Node | Outflow (l/s) | Velocity (m/s) | Flow/Cap | Link Vol (m³) |
|-------------------|------------|--------------|---------|---------------|----------------|----------|---------------|
| 360 minute winter | DRIVEWAY 6 | Infiltration | | 0.1 | | | |
| 360 minute winter | SA1 | 1.006 | SA2 | 1.9 | 0.265 | 0.144 | 0.1254 |
| 360 minute winter | SA2 | Infiltration | | 1.7 | | | |
| 360 minute winter | SA3 | 7.001 | SA4 | 1.7 | 0.501 | 0.123 | 0.0056 |
| 360 minute winter | SA4 | Infiltration | | 0.6 | | | |
| 360 minute winter | J1 | 1.002 | J2 | 0.4 | 0.031 | 0.031 | 0.1589 |
| 360 minute winter | J2 | 1.003 | J3 | 0.7 | 0.285 | 0.050 | 0.0417 |
| 360 minute winter | J3 | 1.004 | J4 | 1.1 | 0.172 | 0.081 | 0.0936 |
| 360 minute winter | J4 | 1.005 | SA1 | 1.4 | 0.156 | 0.103 | 0.0859 |

Results for 2 year 480 minute summer. 720 minute analysis at 8 minute timestep. Mass balance: 96.68%

| Node Event | US Node | Peak (mins) | Level (m) | Depth (m) | Inflow (l/s) | Node Vol (m ³) | Flood (m ³) | Status |
|-------------------|------------|-------------|-----------|-----------|--------------|----------------------------|-------------------------|------------|
| 480 minute summer | S1 | 280 | 2.429 | 0.129 | 0.3 | 0.0548 | 0.0000 | OK |
| 480 minute summer | S2 | 280 | 2.429 | 0.231 | 0.6 | 0.0892 | 0.0000 | SURCHARGED |
| 480 minute summer | S3 | 280 | 2.428 | 0.078 | 0.5 | 0.0399 | 0.0000 | OK |
| 480 minute summer | S4 | 280 | 2.429 | 0.129 | 0.3 | 0.0548 | 0.0000 | OK |
| 480 minute summer | S5 | 280 | 2.429 | 0.142 | 0.3 | 0.0225 | 0.0000 | OK |
| 480 minute summer | S6 | 280 | 2.429 | 0.129 | 0.3 | 0.0548 | 0.0000 | OK |
| 480 minute summer | S7 | 280 | 2.429 | 0.129 | 0.4 | 0.0632 | 0.0000 | OK |
| 480 minute summer | S8 | 280 | 2.428 | 0.128 | 0.4 | 0.0631 | 0.0000 | OK |
| 480 minute summer | S9 | 256 | 2.728 | 0.028 | 1.0 | 0.0303 | 0.0000 | OK |
| 480 minute summer | S10 | 256 | 2.724 | 0.024 | 1.0 | 0.0267 | 0.0000 | OK |
| 480 minute summer | DRIVEWAY 1 | 288 | 2.630 | 0.030 | 0.2 | 0.3423 | 0.0000 | OK |
| 480 minute summer | DRIVEWAY 2 | 280 | 2.624 | 0.024 | 0.4 | 0.4959 | 0.0000 | OK |
| 480 minute summer | DRIVEWAY 3 | 312 | 2.614 | 0.014 | 0.1 | 0.1739 | 0.0000 | OK |
| 480 minute summer | DRIVEWAY 4 | 272 | 2.618 | 0.018 | 0.2 | 0.2869 | 0.0000 | OK |
| 480 minute summer | DRIVEWAY 5 | 296 | 2.619 | 0.019 | 0.1 | 0.1725 | 0.0000 | OK |

| Link Event | US Node | Link | DS Node | Outflow (l/s) | Velocity (m/s) | Flow/Cap | Link Vol (m ³) |
|-------------------|------------|--------------|---------|---------------|----------------|----------|----------------------------|
| 480 minute summer | S1 | 4.000 | S2 | 0.3 | 0.043 | 0.022 | 0.3027 |
| 480 minute summer | S2 | 4.001 | J3 | 0.6 | 0.033 | 0.043 | 0.1038 |
| 480 minute summer | S3 | 6.000 | SA1 | 0.5 | 0.338 | 0.065 | 0.0883 |
| 480 minute summer | S4 | 1.000 | S5 | 0.3 | 0.240 | 0.022 | 0.0360 |
| 480 minute summer | S5 | 1.001 | J1 | 0.3 | 0.170 | 0.022 | 0.1806 |
| 480 minute summer | S6 | 2.000 | J1 | 0.3 | 0.253 | 0.015 | 0.1040 |
| 480 minute summer | S7 | 3.000 | J2 | 0.4 | 0.306 | 0.015 | 0.1037 |
| 480 minute summer | S8 | 5.000 | J4 | 0.4 | 0.040 | 0.013 | 0.1035 |
| 480 minute summer | S9 | 7.000 | SA3 | 1.0 | 0.313 | 0.075 | 0.0714 |
| 480 minute summer | S10 | 8.000 | SA3 | 1.0 | 0.335 | 0.058 | 0.0400 |
| 480 minute summer | DRIVEWAY 1 | Infiltration | | 0.2 | | | |
| 480 minute summer | DRIVEWAY 2 | Infiltration | | 0.3 | | | |
| 480 minute summer | DRIVEWAY 3 | Infiltration | | 0.1 | | | |
| 480 minute summer | DRIVEWAY 4 | Infiltration | | 0.2 | | | |
| 480 minute summer | DRIVEWAY 5 | Infiltration | | 0.1 | | | |

Results for 2 year 480 minute summer. 720 minute analysis at 8 minute timestep. Mass balance: 96.68%

| Node Event | US Node | Peak (mins) | Level (m) | Depth (m) | Inflow (l/s) | Node Vol (m ³) | Flood (m ³) | Status |
|-------------------|------------|-------------|-----------|-----------|--------------|----------------------------|-------------------------|------------|
| 480 minute summer | DRIVEWAY 6 | 296 | 2.619 | 0.019 | 0.1 | 0.1725 | 0.0000 | OK |
| 480 minute summer | SA1 | 272 | 2.428 | 0.323 | 2.6 | 0.4084 | 0.0000 | SURCHARGED |
| 480 minute summer | SA2 | 280 | 2.427 | 0.363 | 2.5 | 3.4889 | 0.0000 | OK |
| 480 minute summer | SA3 | 264 | 2.620 | 0.044 | 2.1 | 0.0541 | 0.0000 | OK |
| 480 minute summer | SA4 | 328 | 2.062 | -0.504 | 2.1 | 8.2983 | 0.0000 | OK |
| 480 minute summer | J1 | 280 | 2.429 | 0.201 | 0.6 | 0.2269 | 0.0000 | SURCHARGED |
| 480 minute summer | J2 | 280 | 2.429 | 0.252 | 0.9 | 0.0000 | 0.0000 | SURCHARGED |
| 480 minute summer | J3 | 280 | 2.428 | 0.265 | 1.5 | 0.0000 | 0.0000 | SURCHARGED |
| 480 minute summer | J4 | 280 | 2.428 | 0.295 | 1.9 | 0.0000 | 0.0000 | SURCHARGED |

| Link Event | US Node | Link | DS Node | Outflow (l/s) | Velocity (m/s) | Flow/Cap | Link Vol (m ³) |
|-------------------|------------|--------------|---------|---------------|----------------|----------|----------------------------|
| 480 minute summer | DRIVEWAY 6 | Infiltration | | 0.1 | | | |
| 480 minute summer | SA1 | 1.006 | SA2 | 2.5 | 0.265 | 0.189 | 0.1254 |
| 480 minute summer | SA2 | Infiltration | | 1.9 | | | |
| 480 minute summer | SA3 | 7.001 | SA4 | 2.1 | 0.530 | 0.152 | 0.0065 |
| 480 minute summer | SA4 | Infiltration | | 0.6 | | | |
| 480 minute summer | J1 | 1.002 | J2 | 0.6 | 0.033 | 0.043 | 0.1589 |
| 480 minute summer | J2 | 1.003 | J3 | 0.9 | 0.083 | 0.068 | 0.0417 |
| 480 minute summer | J3 | 1.004 | J4 | 1.5 | 0.085 | 0.112 | 0.0936 |
| 480 minute summer | J4 | 1.005 | SA1 | 1.9 | 0.106 | 0.139 | 0.0859 |

Results for 2 year 480 minute winter. 720 minute analysis at 8 minute timestep. Mass balance: 96.74%

| Node Event | US Node | Peak (mins) | Level (m) | Depth (m) | Inflow (l/s) | Node Vol (m³) | Flood (m³) | Status |
|-------------------|------------|-------------|-----------|-----------|--------------|---------------|------------|------------|
| 480 minute winter | S1 | 296 | 2.422 | 0.122 | 0.2 | 0.0521 | 0.0000 | OK |
| 480 minute winter | S2 | 296 | 2.422 | 0.224 | 0.4 | 0.0868 | 0.0000 | SURCHARGED |
| 480 minute winter | S3 | 296 | 2.422 | 0.072 | 0.3 | 0.0367 | 0.0000 | OK |
| 480 minute winter | S4 | 296 | 2.422 | 0.122 | 0.2 | 0.0522 | 0.0000 | OK |
| 480 minute winter | S5 | 296 | 2.422 | 0.135 | 0.2 | 0.0215 | 0.0000 | OK |
| 480 minute winter | S6 | 296 | 2.422 | 0.122 | 0.2 | 0.0522 | 0.0000 | OK |
| 480 minute winter | S7 | 296 | 2.422 | 0.122 | 0.2 | 0.0602 | 0.0000 | OK |
| 480 minute winter | S8 | 296 | 2.422 | 0.122 | 0.2 | 0.0601 | 0.0000 | OK |
| 480 minute winter | S9 | 248 | 2.723 | 0.023 | 0.7 | 0.0255 | 0.0000 | OK |
| 480 minute winter | S10 | 248 | 2.721 | 0.021 | 0.7 | 0.0225 | 0.0000 | OK |
| 480 minute winter | DRIVEWAY 1 | 280 | 2.629 | 0.029 | 0.2 | 0.3295 | 0.0000 | OK |
| 480 minute winter | DRIVEWAY 2 | 312 | 2.616 | 0.016 | 0.2 | 0.3408 | 0.0000 | OK |
| 480 minute winter | DRIVEWAY 3 | 328 | 2.615 | 0.015 | 0.1 | 0.1763 | 0.0000 | OK |
| 480 minute winter | DRIVEWAY 4 | 344 | 2.611 | 0.011 | 0.1 | 0.1727 | 0.0000 | OK |
| 480 minute winter | DRIVEWAY 5 | 304 | 2.620 | 0.020 | 0.1 | 0.1774 | 0.0000 | OK |

| Link Event | US Node | Link | DS Node | Outflow (l/s) | Velocity (m/s) | Flow/Cap | Link Vol (m³) |
|-------------------|------------|--------------|---------|---------------|----------------|----------|---------------|
| 480 minute winter | S1 | 4.000 | S2 | 0.2 | 0.122 | 0.015 | 0.2966 |
| 480 minute winter | S2 | 4.001 | J3 | 0.4 | 0.029 | 0.029 | 0.1038 |
| 480 minute winter | S3 | 6.000 | SA1 | 0.3 | 0.338 | 0.040 | 0.0850 |
| 480 minute winter | S4 | 1.000 | S5 | 0.2 | 0.240 | 0.015 | 0.0348 |
| 480 minute winter | S5 | 1.001 | J1 | 0.2 | 0.176 | 0.015 | 0.1781 |
| 480 minute winter | S6 | 2.000 | J1 | 0.2 | 0.263 | 0.010 | 0.1019 |
| 480 minute winter | S7 | 3.000 | J2 | 0.2 | 0.306 | 0.008 | 0.1016 |
| 480 minute winter | S8 | 5.000 | J4 | 0.2 | 0.040 | 0.007 | 0.1014 |
| 480 minute winter | S9 | 7.000 | SA3 | 0.7 | 0.282 | 0.053 | 0.0555 |
| 480 minute winter | S10 | 8.000 | SA3 | 0.7 | 0.302 | 0.041 | 0.0311 |
| 480 minute winter | DRIVEWAY 1 | Infiltration | | 0.2 | | | |
| 480 minute winter | DRIVEWAY 2 | Infiltration | | 0.2 | | | |
| 480 minute winter | DRIVEWAY 3 | Infiltration | | 0.1 | | | |
| 480 minute winter | DRIVEWAY 4 | Infiltration | | 0.1 | | | |
| 480 minute winter | DRIVEWAY 5 | Infiltration | | 0.1 | | | |

Results for 2 year 480 minute winter. 720 minute analysis at 8 minute timestep. Mass balance: 96.74%

| Node Event | US Node | Peak (mins) | Level (m) | Depth (m) | Inflow (l/s) | Node Vol (m³) | Flood (m³) | Status |
|-------------------|------------|-------------|-----------|-----------|--------------|---------------|------------|------------|
| 480 minute winter | DRIVEWAY 6 | 304 | 2.620 | 0.020 | 0.1 | 0.1774 | 0.0000 | OK |
| 480 minute winter | SA1 | 296 | 2.422 | 0.317 | 1.6 | 0.4008 | 0.0000 | SURCHARGED |
| 480 minute winter | SA2 | 296 | 2.421 | 0.357 | 1.6 | 2.8457 | 0.0000 | OK |
| 480 minute winter | SA3 | 256 | 2.612 | 0.036 | 1.5 | 0.0452 | 0.0000 | OK |
| 480 minute winter | SA4 | 352 | 2.056 | -0.510 | 1.5 | 7.9958 | 0.0000 | OK |
| 480 minute winter | J1 | 296 | 2.422 | 0.194 | 0.4 | 0.2199 | 0.0000 | SURCHARGED |
| 480 minute winter | J2 | 296 | 2.422 | 0.245 | 0.6 | 0.0000 | 0.0000 | SURCHARGED |
| 480 minute winter | J3 | 296 | 2.422 | 0.259 | 1.0 | 0.0000 | 0.0000 | SURCHARGED |
| 480 minute winter | J4 | 296 | 2.422 | 0.289 | 1.2 | 0.0000 | 0.0000 | SURCHARGED |

| Link Event | US Node | Link | DS Node | Outflow (l/s) | Velocity (m/s) | Flow/Cap | Link Vol (m³) |
|-------------------|------------|--------------|---------|---------------|----------------|----------|---------------|
| 480 minute winter | DRIVEWAY 6 | Infiltration | | 0.1 | | | |
| 480 minute winter | SA1 | 1.006 | SA2 | 1.6 | 0.265 | 0.118 | 0.1254 |
| 480 minute winter | SA2 | Infiltration | | 1.5 | | | |
| 480 minute winter | SA3 | 7.001 | SA4 | 1.5 | 0.484 | 0.109 | 0.0051 |
| 480 minute winter | SA4 | Infiltration | | 0.6 | | | |
| 480 minute winter | J1 | 1.002 | J2 | 0.4 | 0.058 | 0.030 | 0.1589 |
| 480 minute winter | J2 | 1.003 | J3 | 0.6 | 0.083 | 0.044 | 0.0417 |
| 480 minute winter | J3 | 1.004 | J4 | 1.0 | 0.056 | 0.075 | 0.0936 |
| 480 minute winter | J4 | 1.005 | SA1 | 1.2 | 0.068 | 0.089 | 0.0859 |

Results for 2 year 600 minute summer. 840 minute analysis at 15 minute timestep. Mass balance: 96.74%

| Node Event | US Node | Peak (mins) | Level (m) | Depth (m) | Inflow (l/s) | Node Vol (m ³) | Flood (m ³) | Status |
|-------------------|------------|-------------|-----------|-----------|--------------|----------------------------|-------------------------|------------|
| 600 minute summer | S1 | 345 | 2.424 | 0.124 | 0.2 | 0.0529 | 0.0000 | OK |
| 600 minute summer | S2 | 345 | 2.424 | 0.226 | 0.4 | 0.0875 | 0.0000 | SURCHARGED |
| 600 minute summer | S3 | 345 | 2.424 | 0.074 | 0.4 | 0.0376 | 0.0000 | OK |
| 600 minute summer | S4 | 345 | 2.424 | 0.124 | 0.2 | 0.0529 | 0.0000 | OK |
| 600 minute summer | S5 | 345 | 2.424 | 0.137 | 0.2 | 0.0218 | 0.0000 | OK |
| 600 minute summer | S6 | 345 | 2.424 | 0.124 | 0.2 | 0.0529 | 0.0000 | OK |
| 600 minute summer | S7 | 345 | 2.424 | 0.124 | 0.3 | 0.0611 | 0.0000 | OK |
| 600 minute summer | S8 | 345 | 2.424 | 0.124 | 0.3 | 0.0610 | 0.0000 | OK |
| 600 minute summer | S9 | 315 | 2.726 | 0.026 | 0.9 | 0.0288 | 0.0000 | OK |
| 600 minute summer | S10 | 315 | 2.723 | 0.023 | 0.9 | 0.0254 | 0.0000 | OK |
| 600 minute summer | DRIVEWAY 1 | 345 | 2.630 | 0.030 | 0.2 | 0.3422 | 0.0000 | OK |
| 600 minute summer | DRIVEWAY 2 | 330 | 2.622 | 0.022 | 0.3 | 0.4513 | 0.0000 | OK |
| 600 minute summer | DRIVEWAY 3 | 375 | 2.614 | 0.014 | 0.1 | 0.1751 | 0.0000 | OK |
| 600 minute summer | DRIVEWAY 4 | 330 | 2.614 | 0.014 | 0.2 | 0.2218 | 0.0000 | OK |
| 600 minute summer | DRIVEWAY 5 | 360 | 2.620 | 0.020 | 0.1 | 0.1768 | 0.0000 | OK |

| Link Event | US Node | Link | DS Node | Outflow (l/s) | Velocity (m/s) | Flow/Cap | Link Vol (m ³) |
|-------------------|------------|--------------|---------|---------------|----------------|----------|----------------------------|
| 600 minute summer | S1 | 4.000 | S2 | 0.2 | 0.077 | 0.015 | 0.2984 |
| 600 minute summer | S2 | 4.001 | J3 | 0.4 | 0.023 | 0.030 | 0.1038 |
| 600 minute summer | S3 | 6.000 | SA1 | 0.4 | 0.338 | 0.052 | 0.0860 |
| 600 minute summer | S4 | 1.000 | S5 | 0.2 | 0.223 | 0.015 | 0.0351 |
| 600 minute summer | S5 | 1.001 | J1 | 0.2 | 0.169 | 0.015 | 0.1789 |
| 600 minute summer | S6 | 2.000 | J1 | 0.2 | 0.201 | 0.010 | 0.1025 |
| 600 minute summer | S7 | 3.000 | J2 | 0.3 | 0.176 | 0.012 | 0.1022 |
| 600 minute summer | S8 | 5.000 | J4 | 0.3 | 0.034 | 0.010 | 0.1021 |
| 600 minute summer | S9 | 7.000 | SA3 | 0.9 | 0.303 | 0.068 | 0.0659 |
| 600 minute summer | S10 | 8.000 | SA3 | 0.9 | 0.325 | 0.052 | 0.0370 |
| 600 minute summer | DRIVEWAY 1 | Infiltration | | 0.2 | | | |
| 600 minute summer | DRIVEWAY 2 | Infiltration | | 0.3 | | | |
| 600 minute summer | DRIVEWAY 3 | Infiltration | | 0.1 | | | |
| 600 minute summer | DRIVEWAY 4 | Infiltration | | 0.1 | | | |
| 600 minute summer | DRIVEWAY 5 | Infiltration | | 0.1 | | | |

Results for 2 year 600 minute summer. 840 minute analysis at 15 minute timestep. Mass balance: 96.74%

| Node Event | US Node | Peak (mins) | Level (m) | Depth (m) | Inflow (l/s) | Node Vol (m³) | Flood (m³) | Status |
|-------------------|------------|-------------|-----------|-----------|--------------|---------------|------------|------------|
| 600 minute summer | DRIVEWAY 6 | 360 | 2.620 | 0.020 | 0.1 | 0.1768 | 0.0000 | OK |
| 600 minute summer | SA1 | 345 | 2.424 | 0.319 | 1.9 | 0.4031 | 0.0000 | SURCHARGED |
| 600 minute summer | SA2 | 345 | 2.423 | 0.359 | 1.9 | 3.0496 | 0.0000 | OK |
| 600 minute summer | SA3 | 315 | 2.617 | 0.041 | 1.9 | 0.0510 | 0.0000 | OK |
| 600 minute summer | SA4 | 390 | 2.057 | -0.509 | 1.9 | 8.0701 | 0.0000 | OK |
| 600 minute summer | J1 | 345 | 2.424 | 0.196 | 0.4 | 0.2219 | 0.0000 | SURCHARGED |
| 600 minute summer | J2 | 345 | 2.424 | 0.247 | 0.7 | 0.0000 | 0.0000 | SURCHARGED |
| 600 minute summer | J3 | 345 | 2.424 | 0.261 | 1.1 | 0.0000 | 0.0000 | SURCHARGED |
| 600 minute summer | J4 | 345 | 2.424 | 0.291 | 1.4 | 0.0000 | 0.0000 | SURCHARGED |

| Link Event | US Node | Link | DS Node | Outflow (l/s) | Velocity (m/s) | Flow/Cap | Link Vol (m³) |
|-------------------|------------|--------------|---------|---------------|----------------|----------|---------------|
| 600 minute summer | DRIVEWAY 6 | Infiltration | | 0.1 | | | |
| 600 minute summer | SA1 | 1.006 | SA2 | 1.9 | 0.126 | 0.143 | 0.1254 |
| 600 minute summer | SA2 | Infiltration | | 1.6 | | | |
| 600 minute summer | SA3 | 7.001 | SA4 | 1.9 | 0.515 | 0.137 | 0.0060 |
| 600 minute summer | SA4 | Infiltration | | 0.6 | | | |
| 600 minute summer | J1 | 1.002 | J2 | 0.4 | 0.066 | 0.030 | 0.1589 |
| 600 minute summer | J2 | 1.003 | J3 | 0.7 | 0.040 | 0.050 | 0.0417 |
| 600 minute summer | J3 | 1.004 | J4 | 1.1 | 0.061 | 0.081 | 0.0936 |
| 600 minute summer | J4 | 1.005 | SA1 | 1.4 | 0.078 | 0.102 | 0.0859 |

Results for 2 year 600 minute winter. 840 minute analysis at 15 minute timestep. Mass balance: 96.94%

| Node Event | US Node | Peak (mins) | Level (m) | Depth (m) | Inflow (l/s) | Node Vol (m³) | Flood (m³) | Status |
|-------------------|------------|-------------|-----------|-----------|--------------|---------------|------------|------------|
| 600 minute winter | S1 | 345 | 2.422 | 0.122 | 0.2 | 0.0521 | 0.0000 | OK |
| 600 minute winter | S2 | 345 | 2.422 | 0.224 | 0.4 | 0.0868 | 0.0000 | SURCHARGED |
| 600 minute winter | S3 | 345 | 2.422 | 0.072 | 0.3 | 0.0366 | 0.0000 | OK |
| 600 minute winter | S4 | 345 | 2.422 | 0.122 | 0.2 | 0.0521 | 0.0000 | OK |
| 600 minute winter | S5 | 345 | 2.422 | 0.135 | 0.2 | 0.0215 | 0.0000 | OK |
| 600 minute winter | S6 | 345 | 2.422 | 0.122 | 0.2 | 0.0521 | 0.0000 | OK |
| 600 minute winter | S7 | 345 | 2.422 | 0.122 | 0.2 | 0.0601 | 0.0000 | OK |
| 600 minute winter | S8 | 345 | 2.422 | 0.122 | 0.2 | 0.0600 | 0.0000 | OK |
| 600 minute winter | S9 | 315 | 2.722 | 0.022 | 0.6 | 0.0237 | 0.0000 | OK |
| 600 minute winter | S10 | 315 | 2.719 | 0.019 | 0.6 | 0.0209 | 0.0000 | OK |
| 600 minute winter | DRIVEWAY 1 | 435 | 2.616 | 0.016 | 0.1 | 0.1825 | 0.0000 | OK |
| 600 minute winter | DRIVEWAY 2 | 375 | 2.616 | 0.016 | 0.2 | 0.3419 | 0.0000 | OK |
| 600 minute winter | DRIVEWAY 3 | 390 | 2.615 | 0.015 | 0.1 | 0.1766 | 0.0000 | OK |
| 600 minute winter | DRIVEWAY 4 | 405 | 2.611 | 0.011 | 0.1 | 0.1728 | 0.0000 | OK |
| 600 minute winter | DRIVEWAY 5 | 360 | 2.620 | 0.020 | 0.1 | 0.1768 | 0.0000 | OK |

| Link Event | US Node | Link | DS Node | Outflow (l/s) | Velocity (m/s) | Flow/Cap | Link Vol (m³) |
|-------------------|------------|--------------|---------|---------------|----------------|----------|---------------|
| 600 minute winter | S1 | 4.000 | S2 | 0.2 | 0.059 | 0.015 | 0.2963 |
| 600 minute winter | S2 | 4.001 | J3 | 0.4 | -0.025 | 0.029 | 0.1038 |
| 600 minute winter | S3 | 6.000 | SA1 | 0.3 | 0.338 | 0.039 | 0.0849 |
| 600 minute winter | S4 | 1.000 | S5 | 0.2 | 0.223 | 0.015 | 0.0347 |
| 600 minute winter | S5 | 1.001 | J1 | 0.2 | 0.169 | 0.015 | 0.1780 |
| 600 minute winter | S6 | 2.000 | J1 | 0.2 | 0.202 | 0.010 | 0.1018 |
| 600 minute winter | S7 | 3.000 | J2 | 0.2 | 0.105 | 0.008 | 0.1015 |
| 600 minute winter | S8 | 5.000 | J4 | 0.2 | 0.029 | 0.007 | 0.1013 |
| 600 minute winter | S9 | 7.000 | SA3 | 0.6 | 0.268 | 0.045 | 0.0499 |
| 600 minute winter | S10 | 8.000 | SA3 | 0.6 | 0.288 | 0.035 | 0.0280 |
| 600 minute winter | DRIVEWAY 1 | Infiltration | | 0.1 | | | |
| 600 minute winter | DRIVEWAY 2 | Infiltration | | 0.2 | | | |
| 600 minute winter | DRIVEWAY 3 | Infiltration | | 0.1 | | | |
| 600 minute winter | DRIVEWAY 4 | Infiltration | | 0.1 | | | |
| 600 minute winter | DRIVEWAY 5 | Infiltration | | 0.1 | | | |

Results for 2 year 600 minute winter. 840 minute analysis at 15 minute timestep. Mass balance: 96.94%

| Node Event | US Node | Peak (mins) | Level (m) | Depth (m) | Inflow (l/s) | Node Vol (m³) | Flood (m³) | Status |
|-------------------|------------|-------------|-----------|-----------|--------------|---------------|------------|------------|
| 600 minute winter | DRIVEWAY 6 | 360 | 2.620 | 0.020 | 0.1 | 0.1768 | 0.0000 | OK |
| 600 minute winter | SA1 | 345 | 2.422 | 0.317 | 1.6 | 0.4006 | 0.0000 | SURCHARGED |
| 600 minute winter | SA2 | 345 | 2.421 | 0.357 | 1.6 | 2.8207 | 0.0000 | OK |
| 600 minute winter | SA3 | 315 | 2.610 | 0.034 | 1.3 | 0.0420 | 0.0000 | OK |
| 600 minute winter | SA4 | 420 | 2.042 | -0.524 | 1.3 | 7.2610 | 0.0000 | OK |
| 600 minute winter | J1 | 345 | 2.422 | 0.194 | 0.4 | 0.2197 | 0.0000 | SURCHARGED |
| 600 minute winter | J2 | 345 | 2.422 | 0.245 | 0.6 | 0.0000 | 0.0000 | SURCHARGED |
| 600 minute winter | J3 | 345 | 2.422 | 0.259 | 1.0 | 0.0000 | 0.0000 | SURCHARGED |
| 600 minute winter | J4 | 345 | 2.422 | 0.289 | 1.2 | 0.0000 | 0.0000 | SURCHARGED |

| Link Event | US Node | Link | DS Node | Outflow (l/s) | Velocity (m/s) | Flow/Cap | Link Vol (m³) |
|-------------------|------------|--------------|---------|---------------|----------------|----------|---------------|
| 600 minute winter | DRIVEWAY 6 | Infiltration | | 0.1 | | | |
| 600 minute winter | SA1 | 1.006 | SA2 | 1.6 | 0.126 | 0.118 | 0.1254 |
| 600 minute winter | SA2 | Infiltration | | 1.5 | | | |
| 600 minute winter | SA3 | 7.001 | SA4 | 1.3 | 0.465 | 0.094 | 0.0046 |
| 600 minute winter | SA4 | Infiltration | | 0.6 | | | |
| 600 minute winter | J1 | 1.002 | J2 | 0.4 | 0.056 | 0.030 | 0.1589 |
| 600 minute winter | J2 | 1.003 | J3 | 0.6 | 0.034 | 0.044 | 0.0417 |
| 600 minute winter | J3 | 1.004 | J4 | 1.0 | 0.056 | 0.075 | 0.0936 |
| 600 minute winter | J4 | 1.005 | SA1 | 1.2 | 0.068 | 0.089 | 0.0859 |

Results for 2 year 720 minute summer. 960 minute analysis at 15 minute timestep. Mass balance: 96.82%

| Node Event | US Node | Peak (mins) | Level (m) | Depth (m) | Inflow (l/s) | Node Vol (m³) | Flood (m³) | Status |
|-------------------|------------|-------------|-----------|-----------|--------------|---------------|------------|------------|
| 720 minute summer | S1 | 405 | 2.422 | 0.122 | 0.2 | 0.0521 | 0.0000 | OK |
| 720 minute summer | S2 | 405 | 2.422 | 0.224 | 0.4 | 0.0868 | 0.0000 | SURCHARGED |
| 720 minute summer | S3 | 405 | 2.422 | 0.072 | 0.4 | 0.0367 | 0.0000 | OK |
| 720 minute summer | S4 | 405 | 2.422 | 0.122 | 0.2 | 0.0521 | 0.0000 | OK |
| 720 minute summer | S5 | 405 | 2.422 | 0.135 | 0.2 | 0.0215 | 0.0000 | OK |
| 720 minute summer | S6 | 405 | 2.422 | 0.122 | 0.2 | 0.0521 | 0.0000 | OK |
| 720 minute summer | S7 | 405 | 2.422 | 0.122 | 0.3 | 0.0602 | 0.0000 | OK |
| 720 minute summer | S8 | 405 | 2.422 | 0.122 | 0.3 | 0.0601 | 0.0000 | OK |
| 720 minute summer | S9 | 375 | 2.725 | 0.025 | 0.8 | 0.0272 | 0.0000 | OK |
| 720 minute summer | S10 | 375 | 2.722 | 0.022 | 0.8 | 0.0240 | 0.0000 | OK |
| 720 minute summer | DRIVEWAY 1 | 390 | 2.627 | 0.027 | 0.2 | 0.3085 | 0.0000 | OK |
| 720 minute summer | DRIVEWAY 2 | 390 | 2.618 | 0.018 | 0.3 | 0.3814 | 0.0000 | OK |
| 720 minute summer | DRIVEWAY 3 | 435 | 2.614 | 0.014 | 0.1 | 0.1751 | 0.0000 | OK |
| 720 minute summer | DRIVEWAY 4 | 450 | 2.611 | 0.011 | 0.1 | 0.1723 | 0.0000 | OK |
| 720 minute summer | DRIVEWAY 5 | 420 | 2.620 | 0.020 | 0.1 | 0.1768 | 0.0000 | OK |

| Link Event | US Node | Link | DS Node | Outflow (l/s) | Velocity (m/s) | Flow/Cap | Link Vol (m³) |
|-------------------|------------|--------------|---------|---------------|----------------|----------|---------------|
| 720 minute summer | S1 | 4.000 | S2 | 0.2 | 0.047 | 0.015 | 0.2965 |
| 720 minute summer | S2 | 4.001 | J3 | 0.4 | -0.023 | 0.029 | 0.1038 |
| 720 minute summer | S3 | 6.000 | SA1 | 0.4 | 0.338 | 0.051 | 0.0850 |
| 720 minute summer | S4 | 1.000 | S5 | 0.2 | 0.223 | 0.015 | 0.0347 |
| 720 minute summer | S5 | 1.001 | J1 | 0.2 | 0.169 | 0.015 | 0.1781 |
| 720 minute summer | S6 | 2.000 | J1 | 0.2 | 0.202 | 0.010 | 0.1019 |
| 720 minute summer | S7 | 3.000 | J2 | 0.3 | 0.281 | 0.012 | 0.1016 |
| 720 minute summer | S8 | 5.000 | J4 | 0.3 | 0.044 | 0.010 | 0.1014 |
| 720 minute summer | S9 | 7.000 | SA3 | 0.8 | 0.293 | 0.060 | 0.0606 |
| 720 minute summer | S10 | 8.000 | SA3 | 0.8 | 0.314 | 0.046 | 0.0340 |
| 720 minute summer | DRIVEWAY 1 | Infiltration | | 0.2 | | | |
| 720 minute summer | DRIVEWAY 2 | Infiltration | | 0.2 | | | |
| 720 minute summer | DRIVEWAY 3 | Infiltration | | 0.1 | | | |
| 720 minute summer | DRIVEWAY 4 | Infiltration | | 0.1 | | | |
| 720 minute summer | DRIVEWAY 5 | Infiltration | | 0.1 | | | |

Results for 2 year 720 minute summer. 960 minute analysis at 15 minute timestep. Mass balance: 96.82%

| Node Event | US Node | Peak (mins) | Level (m) | Depth (m) | Inflow (l/s) | Node Vol (m³) | Flood (m³) | Status |
|-------------------|------------|-------------|-----------|-----------|--------------|---------------|------------|------------|
| 720 minute summer | DRIVEWAY 6 | 420 | 2.620 | 0.020 | 0.1 | 0.1768 | 0.0000 | OK |
| 720 minute summer | SA1 | 405 | 2.422 | 0.317 | 1.8 | 0.4007 | 0.0000 | SURCHARGED |
| 720 minute summer | SA2 | 405 | 2.421 | 0.357 | 1.8 | 2.8361 | 0.0000 | OK |
| 720 minute summer | SA3 | 375 | 2.615 | 0.039 | 1.7 | 0.0481 | 0.0000 | OK |
| 720 minute summer | SA4 | 465 | 2.050 | -0.516 | 1.7 | 7.6997 | 0.0000 | OK |
| 720 minute summer | J1 | 405 | 2.422 | 0.194 | 0.4 | 0.2198 | 0.0000 | SURCHARGED |
| 720 minute summer | J2 | 405 | 2.422 | 0.245 | 0.7 | 0.0000 | 0.0000 | SURCHARGED |
| 720 minute summer | J3 | 405 | 2.422 | 0.259 | 1.0 | 0.0000 | 0.0000 | SURCHARGED |
| 720 minute summer | J4 | 405 | 2.422 | 0.289 | 1.3 | 0.0000 | 0.0000 | SURCHARGED |

| Link Event | US Node | Link | DS Node | Outflow (l/s) | Velocity (m/s) | Flow/Cap | Link Vol (m³) |
|-------------------|------------|--------------|---------|---------------|----------------|----------|---------------|
| 720 minute summer | DRIVEWAY 6 | Infiltration | | 0.1 | | | |
| 720 minute summer | SA1 | 1.006 | SA2 | 1.8 | 0.126 | 0.135 | 0.1254 |
| 720 minute summer | SA2 | Infiltration | | 1.5 | | | |
| 720 minute summer | SA3 | 7.001 | SA4 | 1.7 | 0.499 | 0.122 | 0.0056 |
| 720 minute summer | SA4 | Infiltration | | 0.6 | | | |
| 720 minute summer | J1 | 1.002 | J2 | 0.4 | 0.048 | 0.030 | 0.1589 |
| 720 minute summer | J2 | 1.003 | J3 | 0.7 | 0.111 | 0.049 | 0.0417 |
| 720 minute summer | J3 | 1.004 | J4 | 1.0 | 0.059 | 0.078 | 0.0936 |
| 720 minute summer | J4 | 1.005 | SA1 | 1.3 | 0.075 | 0.099 | 0.0859 |

Results for 2 year 720 minute winter. 960 minute analysis at 15 minute timestep. Mass balance: 96.90%

| Node Event | US Node | Peak (mins) | Level (m) | Depth (m) | Inflow (l/s) | Node Vol (m ³) | Flood (m ³) | Status |
|-------------------|------------|-------------|-----------|-----------|--------------|----------------------------|-------------------------|------------|
| 720 minute winter | S1 | 405 | 2.416 | 0.116 | 0.1 | 0.0495 | 0.0000 | OK |
| 720 minute winter | S2 | 405 | 2.416 | 0.218 | 0.2 | 0.0844 | 0.0000 | SURCHARGED |
| 720 minute winter | S3 | 405 | 2.416 | 0.066 | 0.3 | 0.0336 | 0.0000 | OK |
| 720 minute winter | S4 | 405 | 2.416 | 0.116 | 0.1 | 0.0495 | 0.0000 | OK |
| 720 minute winter | S5 | 405 | 2.416 | 0.129 | 0.1 | 0.0205 | 0.0000 | OK |
| 720 minute winter | S6 | 405 | 2.416 | 0.116 | 0.1 | 0.0495 | 0.0000 | OK |
| 720 minute winter | S7 | 405 | 2.416 | 0.116 | 0.2 | 0.0572 | 0.0000 | OK |
| 720 minute winter | S8 | 405 | 2.416 | 0.116 | 0.2 | 0.0571 | 0.0000 | OK |
| 720 minute winter | S9 | 360 | 2.720 | 0.020 | 0.5 | 0.0217 | 0.0000 | OK |
| 720 minute winter | S10 | 360 | 2.718 | 0.018 | 0.5 | 0.0192 | 0.0000 | OK |
| 720 minute winter | DRIVEWAY 1 | 510 | 2.616 | 0.016 | 0.1 | 0.1825 | 0.0000 | OK |
| 720 minute winter | DRIVEWAY 2 | 420 | 2.616 | 0.016 | 0.2 | 0.3381 | 0.0000 | OK |
| 720 minute winter | DRIVEWAY 3 | 450 | 2.615 | 0.015 | 0.1 | 0.1766 | 0.0000 | OK |
| 720 minute winter | DRIVEWAY 4 | 480 | 2.611 | 0.011 | 0.1 | 0.1730 | 0.0000 | OK |
| 720 minute winter | DRIVEWAY 5 | 405 | 2.618 | 0.018 | 0.1 | 0.1638 | 0.0000 | OK |

| Link Event | US Node | Link | DS Node | Outflow (l/s) | Velocity (m/s) | Flow/Cap | Link Vol (m ³) |
|-------------------|------------|--------------|---------|---------------|----------------|----------|----------------------------|
| 720 minute winter | S1 | 4.000 | S2 | 0.1 | 0.171 | 0.009 | 0.2898 |
| 720 minute winter | S2 | 4.001 | J3 | 0.2 | 0.069 | 0.015 | 0.1038 |
| 720 minute winter | S3 | 6.000 | SA1 | 0.3 | 0.338 | 0.039 | 0.0816 |
| 720 minute winter | S4 | 1.000 | S5 | 0.1 | 0.223 | 0.007 | 0.0333 |
| 720 minute winter | S5 | 1.001 | J1 | 0.1 | 0.169 | 0.008 | 0.1750 |
| 720 minute winter | S6 | 2.000 | J1 | 0.1 | 0.201 | 0.005 | 0.0996 |
| 720 minute winter | S7 | 3.000 | J2 | 0.2 | 0.279 | 0.008 | 0.0993 |
| 720 minute winter | S8 | 5.000 | J4 | 0.2 | 0.062 | 0.007 | 0.0992 |
| 720 minute winter | S9 | 7.000 | SA3 | 0.5 | 0.254 | 0.038 | 0.0441 |
| 720 minute winter | S10 | 8.000 | SA3 | 0.5 | 0.272 | 0.029 | 0.0247 |
| 720 minute winter | DRIVEWAY 1 | Infiltration | | 0.1 | | | |
| 720 minute winter | DRIVEWAY 2 | Infiltration | | 0.2 | | | |
| 720 minute winter | DRIVEWAY 3 | Infiltration | | 0.1 | | | |
| 720 minute winter | DRIVEWAY 4 | Infiltration | | 0.1 | | | |
| 720 minute winter | DRIVEWAY 5 | Infiltration | | 0.1 | | | |

Results for 2 year 720 minute winter. 960 minute analysis at 15 minute timestep. Mass balance: 96.90%

| Node Event | US Node | Peak (mins) | Level (m) | Depth (m) | Inflow (l/s) | Node Vol (m³) | Flood (m³) | Status |
|-------------------|------------|-------------|-----------|-----------|--------------|---------------|------------|------------|
| 720 minute winter | DRIVEWAY 6 | 405 | 2.618 | 0.018 | 0.1 | 0.1638 | 0.0000 | OK |
| 720 minute winter | SA1 | 405 | 2.416 | 0.311 | 1.2 | 0.3934 | 0.0000 | SURCHARGED |
| 720 minute winter | SA2 | 405 | 2.416 | 0.352 | 1.2 | 2.2170 | 0.0000 | OK |
| 720 minute winter | SA3 | 360 | 2.607 | 0.031 | 1.1 | 0.0385 | 0.0000 | OK |
| 720 minute winter | SA4 | 480 | 2.027 | -0.539 | 1.1 | 6.5050 | 0.0000 | OK |
| 720 minute winter | J1 | 405 | 2.416 | 0.188 | 0.2 | 0.2128 | 0.0000 | SURCHARGED |
| 720 minute winter | J2 | 405 | 2.416 | 0.239 | 0.4 | 0.0000 | 0.0000 | SURCHARGED |
| 720 minute winter | J3 | 405 | 2.416 | 0.253 | 0.6 | 0.0000 | 0.0000 | SURCHARGED |
| 720 minute winter | J4 | 405 | 2.416 | 0.283 | 0.8 | 0.0000 | 0.0000 | SURCHARGED |

| Link Event | US Node | Link | DS Node | Outflow (l/s) | Velocity (m/s) | Flow/Cap | Link Vol (m³) |
|-------------------|------------|--------------|---------|---------------|----------------|----------|---------------|
| 720 minute winter | DRIVEWAY 6 | Infiltration | | 0.1 | | | |
| 720 minute winter | SA1 | 1.006 | SA2 | 1.2 | 0.126 | 0.089 | 0.1254 |
| 720 minute winter | SA2 | Infiltration | | 1.1 | | | |
| 720 minute winter | SA3 | 7.001 | SA4 | 1.1 | 0.444 | 0.080 | 0.0041 |
| 720 minute winter | SA4 | Infiltration | | 0.6 | | | |
| 720 minute winter | J1 | 1.002 | J2 | 0.2 | 0.099 | 0.016 | 0.1589 |
| 720 minute winter | J2 | 1.003 | J3 | 0.4 | 0.224 | 0.030 | 0.0417 |
| 720 minute winter | J3 | 1.004 | J4 | 0.6 | 0.046 | 0.045 | 0.0936 |
| 720 minute winter | J4 | 1.005 | SA1 | 0.8 | 0.046 | 0.060 | 0.0859 |

Results for 2 year 960 minute summer. 1200 minute analysis at 15 minute timestep. Mass balance: 96.96%

| Node Event | US Node | Peak (mins) | Level (m) | Depth (m) | Inflow (l/s) | Node Vol (m ³) | Flood (m ³) | Status |
|-------------------|------------|-------------|-----------|-----------|--------------|----------------------------|-------------------------|------------|
| 960 minute summer | S1 | 510 | 2.420 | 0.120 | 0.2 | 0.0512 | 0.0000 | OK |
| 960 minute summer | S2 | 510 | 2.420 | 0.222 | 0.4 | 0.0859 | 0.0000 | SURCHARGED |
| 960 minute summer | S3 | 510 | 2.420 | 0.070 | 0.3 | 0.0355 | 0.0000 | OK |
| 960 minute summer | S4 | 510 | 2.420 | 0.120 | 0.2 | 0.0512 | 0.0000 | OK |
| 960 minute summer | S5 | 510 | 2.420 | 0.133 | 0.2 | 0.0212 | 0.0000 | OK |
| 960 minute summer | S6 | 510 | 2.420 | 0.120 | 0.2 | 0.0512 | 0.0000 | OK |
| 960 minute summer | S7 | 510 | 2.420 | 0.120 | 0.2 | 0.0591 | 0.0000 | OK |
| 960 minute summer | S8 | 510 | 2.420 | 0.120 | 0.2 | 0.0590 | 0.0000 | OK |
| 960 minute summer | S9 | 495 | 2.722 | 0.022 | 0.6 | 0.0237 | 0.0000 | OK |
| 960 minute summer | S10 | 495 | 2.719 | 0.019 | 0.6 | 0.0209 | 0.0000 | OK |
| 960 minute summer | DRIVEWAY 1 | 510 | 2.621 | 0.021 | 0.2 | 0.2369 | 0.0000 | OK |
| 960 minute summer | DRIVEWAY 2 | 540 | 2.616 | 0.016 | 0.2 | 0.3381 | 0.0000 | OK |
| 960 minute summer | DRIVEWAY 3 | 555 | 2.614 | 0.014 | 0.1 | 0.1751 | 0.0000 | OK |
| 960 minute summer | DRIVEWAY 4 | 585 | 2.611 | 0.011 | 0.1 | 0.1728 | 0.0000 | OK |
| 960 minute summer | DRIVEWAY 5 | 525 | 2.618 | 0.018 | 0.1 | 0.1638 | 0.0000 | OK |

| Link Event | US Node | Link | DS Node | Outflow (l/s) | Velocity (m/s) | Flow/Cap | Link Vol (m ³) |
|-------------------|------------|--------------|---------|---------------|----------------|----------|----------------------------|
| 960 minute summer | S1 | 4.000 | S2 | 0.2 | 0.059 | 0.015 | 0.2941 |
| 960 minute summer | S2 | 4.001 | J3 | 0.4 | 0.022 | 0.029 | 0.1038 |
| 960 minute summer | S3 | 6.000 | SA1 | 0.3 | 0.338 | 0.040 | 0.0837 |
| 960 minute summer | S4 | 1.000 | S5 | 0.2 | 0.223 | 0.014 | 0.0342 |
| 960 minute summer | S5 | 1.001 | J1 | 0.2 | 0.169 | 0.015 | 0.1770 |
| 960 minute summer | S6 | 2.000 | J1 | 0.2 | 0.202 | 0.010 | 0.1011 |
| 960 minute summer | S7 | 3.000 | J2 | 0.2 | 0.279 | 0.008 | 0.1007 |
| 960 minute summer | S8 | 5.000 | J4 | 0.2 | 0.062 | 0.007 | 0.1006 |
| 960 minute summer | S9 | 7.000 | SA3 | 0.6 | 0.268 | 0.045 | 0.0499 |
| 960 minute summer | S10 | 8.000 | SA3 | 0.6 | 0.288 | 0.035 | 0.0280 |
| 960 minute summer | DRIVEWAY 1 | Infiltration | | 0.1 | | | |
| 960 minute summer | DRIVEWAY 2 | Infiltration | | 0.2 | | | |
| 960 minute summer | DRIVEWAY 3 | Infiltration | | 0.1 | | | |
| 960 minute summer | DRIVEWAY 4 | Infiltration | | 0.1 | | | |
| 960 minute summer | DRIVEWAY 5 | Infiltration | | 0.1 | | | |

Results for 2 year 960 minute summer. 1200 minute analysis at 15 minute timestep. Mass balance: 96.96%

| Node Event | US Node | Peak (mins) | Level (m) | Depth (m) | Inflow (l/s) | Node Vol (m ³) | Flood (m ³) | Status |
|-------------------|------------|-------------|-----------|-----------|--------------|----------------------------|-------------------------|------------|
| 960 minute summer | DRIVEWAY 6 | 525 | 2.618 | 0.018 | 0.1 | 0.1638 | 0.0000 | OK |
| 960 minute summer | SA1 | 510 | 2.420 | 0.315 | 1.6 | 0.3980 | 0.0000 | SURCHARGED |
| 960 minute summer | SA2 | 525 | 2.419 | 0.355 | 1.6 | 2.6108 | 0.0000 | OK |
| 960 minute summer | SA3 | 495 | 2.610 | 0.034 | 1.3 | 0.0420 | 0.0000 | OK |
| 960 minute summer | SA4 | 585 | 2.025 | -0.541 | 1.3 | 6.4212 | 0.0000 | OK |
| 960 minute summer | J1 | 510 | 2.420 | 0.192 | 0.4 | 0.2173 | 0.0000 | SURCHARGED |
| 960 minute summer | J2 | 510 | 2.420 | 0.243 | 0.6 | 0.0000 | 0.0000 | SURCHARGED |
| 960 minute summer | J3 | 510 | 2.420 | 0.257 | 1.0 | 0.0000 | 0.0000 | SURCHARGED |
| 960 minute summer | J4 | 510 | 2.420 | 0.287 | 1.2 | 0.0000 | 0.0000 | SURCHARGED |

| Link Event | US Node | Link | DS Node | Outflow (l/s) | Velocity (m/s) | Flow/Cap | Link Vol (m ³) |
|-------------------|------------|--------------|---------|---------------|----------------|----------|----------------------------|
| 960 minute summer | DRIVEWAY 6 | Infiltration | | 0.1 | | | |
| 960 minute summer | SA1 | 1.006 | SA2 | 1.6 | 0.126 | 0.117 | 0.1254 |
| 960 minute summer | SA2 | Infiltration | | 1.4 | | | |
| 960 minute summer | SA3 | 7.001 | SA4 | 1.3 | 0.465 | 0.094 | 0.0046 |
| 960 minute summer | SA4 | Infiltration | | 0.6 | | | |
| 960 minute summer | J1 | 1.002 | J2 | 0.4 | 0.056 | 0.029 | 0.1589 |
| 960 minute summer | J2 | 1.003 | J3 | 0.6 | 0.224 | 0.043 | 0.0417 |
| 960 minute summer | J3 | 1.004 | J4 | 1.0 | 0.056 | 0.074 | 0.0936 |
| 960 minute summer | J4 | 1.005 | SA1 | 1.2 | 0.067 | 0.088 | 0.0859 |

Results for 2 year 960 minute winter. 1200 minute analysis at 15 minute timestep. Mass balance: 96.99%

| Node Event | US Node | Peak (mins) | Level (m) | Depth (m) | Inflow (l/s) | Node Vol (m³) | Flood (m³) | Status |
|-------------------|------------|-------------|-----------|-----------|--------------|---------------|------------|------------|
| 960 minute winter | S1 | 585 | 2.413 | 0.113 | 0.1 | 0.0481 | 0.0000 | OK |
| 960 minute winter | S2 | 585 | 2.413 | 0.215 | 0.2 | 0.0831 | 0.0000 | SURCHARGED |
| 960 minute winter | S3 | 585 | 2.413 | 0.063 | 0.2 | 0.0320 | 0.0000 | OK |
| 960 minute winter | S4 | 585 | 2.413 | 0.113 | 0.1 | 0.0481 | 0.0000 | OK |
| 960 minute winter | S5 | 585 | 2.413 | 0.126 | 0.1 | 0.0200 | 0.0000 | OK |
| 960 minute winter | S6 | 585 | 2.413 | 0.113 | 0.1 | 0.0481 | 0.0000 | OK |
| 960 minute winter | S7 | 585 | 2.413 | 0.113 | 0.1 | 0.0555 | 0.0000 | OK |
| 960 minute winter | S8 | 585 | 2.413 | 0.113 | 0.1 | 0.0555 | 0.0000 | OK |
| 960 minute winter | S9 | 450 | 2.718 | 0.018 | 0.4 | 0.0195 | 0.0000 | OK |
| 960 minute winter | S10 | 450 | 2.716 | 0.016 | 0.4 | 0.0173 | 0.0000 | OK |
| 960 minute winter | DRIVEWAY 1 | 645 | 2.616 | 0.016 | 0.1 | 0.1825 | 0.0000 | OK |
| 960 minute winter | DRIVEWAY 2 | 690 | 2.608 | 0.008 | 0.1 | 0.1720 | 0.0000 | OK |
| 960 minute winter | DRIVEWAY 3 | 555 | 2.614 | 0.014 | 0.1 | 0.1751 | 0.0000 | OK |
| 960 minute winter | DRIVEWAY 4 | 600 | 2.611 | 0.011 | 0.1 | 0.1730 | 0.0000 | OK |
| 960 minute winter | DRIVEWAY 5 | 15 | 2.600 | 0.000 | 0.0 | 0.0000 | 0.0000 | OK |

| Link Event | US Node | Link | DS Node | Outflow (l/s) | Velocity (m/s) | Flow/Cap | Link Vol (m³) |
|-------------------|------------|--------------|---------|---------------|----------------|----------|---------------|
| 960 minute winter | S1 | 4.000 | S2 | 0.1 | 0.059 | 0.008 | 0.2860 |
| 960 minute winter | S2 | 4.001 | J3 | 0.2 | -0.022 | 0.015 | 0.1038 |
| 960 minute winter | S3 | 6.000 | SA1 | 0.2 | 0.338 | 0.026 | 0.0797 |
| 960 minute winter | S4 | 1.000 | S5 | 0.1 | 0.223 | 0.008 | 0.0324 |
| 960 minute winter | S5 | 1.001 | J1 | 0.1 | 0.169 | 0.008 | 0.1731 |
| 960 minute winter | S6 | 2.000 | J1 | 0.1 | 0.202 | 0.005 | 0.0983 |
| 960 minute winter | S7 | 3.000 | J2 | 0.1 | 0.279 | 0.004 | 0.0980 |
| 960 minute winter | S8 | 5.000 | J4 | 0.1 | 0.062 | 0.004 | 0.0979 |
| 960 minute winter | S9 | 7.000 | SA3 | 0.4 | 0.237 | 0.030 | 0.0379 |
| 960 minute winter | S10 | 8.000 | SA3 | 0.4 | 0.254 | 0.023 | 0.0213 |
| 960 minute winter | DRIVEWAY 1 | Infiltration | | 0.1 | | | |
| 960 minute winter | DRIVEWAY 2 | Infiltration | | 0.1 | | | |
| 960 minute winter | DRIVEWAY 3 | Infiltration | | 0.1 | | | |
| 960 minute winter | DRIVEWAY 4 | Infiltration | | 0.1 | | | |
| 960 minute winter | DRIVEWAY 5 | Infiltration | | 0.0 | | | |

Results for 2 year 960 minute winter. 1200 minute analysis at 15 minute timestep. Mass balance: 96.99%

| Node Event | US Node | Peak (mins) | Level (m) | Depth (m) | Inflow (l/s) | Node Vol (m³) | Flood (m³) | Status |
|-------------------|------------|-------------|-----------|-----------|--------------|---------------|------------|------------|
| 960 minute winter | DRIVEWAY 6 | 15 | 2.600 | 0.000 | 0.0 | 0.0000 | 0.0000 | OK |
| 960 minute winter | SA1 | 585 | 2.413 | 0.308 | 0.9 | 0.3893 | 0.0000 | SURCHARGED |
| 960 minute winter | SA2 | 585 | 2.412 | 0.348 | 0.9 | 1.8611 | 0.0000 | OK |
| 960 minute winter | SA3 | 450 | 2.604 | 0.028 | 0.9 | 0.0347 | 0.0000 | OK |
| 960 minute winter | SA4 | 615 | 2.006 | -0.560 | 0.9 | 5.4323 | 0.0000 | OK |
| 960 minute winter | J1 | 585 | 2.413 | 0.185 | 0.2 | 0.2091 | 0.0000 | SURCHARGED |
| 960 minute winter | J2 | 585 | 2.413 | 0.236 | 0.3 | 0.0000 | 0.0000 | SURCHARGED |
| 960 minute winter | J3 | 585 | 2.413 | 0.250 | 0.5 | 0.0000 | 0.0000 | SURCHARGED |
| 960 minute winter | J4 | 585 | 2.413 | 0.280 | 0.6 | 0.0000 | 0.0000 | SURCHARGED |

| Link Event | US Node | Link | DS Node | Outflow (l/s) | Velocity (m/s) | Flow/Cap | Link Vol (m³) |
|-------------------|------------|--------------|---------|---------------|----------------|----------|---------------|
| 960 minute winter | DRIVEWAY 6 | Infiltration | | 0.0 | | | |
| 960 minute winter | SA1 | 1.006 | SA2 | 0.9 | 0.126 | 0.067 | 0.1254 |
| 960 minute winter | SA2 | Infiltration | | 0.9 | | | |
| 960 minute winter | SA3 | 7.001 | SA4 | 0.9 | 0.420 | 0.065 | 0.0035 |
| 960 minute winter | SA4 | Infiltration | | 0.5 | | | |
| 960 minute winter | J1 | 1.002 | J2 | 0.2 | 0.056 | 0.015 | 0.1589 |
| 960 minute winter | J2 | 1.003 | J3 | 0.3 | 0.224 | 0.023 | 0.0417 |
| 960 minute winter | J3 | 1.004 | J4 | 0.5 | 0.046 | 0.039 | 0.0936 |
| 960 minute winter | J4 | 1.005 | SA1 | 0.6 | 0.035 | 0.046 | 0.0859 |

Results for 2 year 1440 minute summer. 1680 minute analysis at 30 minute timestep. Mass balance: 96.89%

| Node Event | US Node | Peak (mins) | Level (m) | Depth (m) | Inflow (l/s) | Node Vol (m³) | Flood (m³) | Status |
|--------------------|------------|-------------|-----------|-----------|--------------|---------------|------------|------------|
| 1440 minute summer | S1 | 750 | 2.415 | 0.115 | 0.1 | 0.0488 | 0.0000 | OK |
| 1440 minute summer | S2 | 750 | 2.415 | 0.217 | 0.2 | 0.0838 | 0.0000 | SURCHARGED |
| 1440 minute summer | S3 | 750 | 2.414 | 0.064 | 0.2 | 0.0328 | 0.0000 | OK |
| 1440 minute summer | S4 | 750 | 2.415 | 0.115 | 0.1 | 0.0488 | 0.0000 | OK |
| 1440 minute summer | S5 | 750 | 2.415 | 0.128 | 0.1 | 0.0203 | 0.0000 | OK |
| 1440 minute summer | S6 | 750 | 2.415 | 0.115 | 0.1 | 0.0488 | 0.0000 | OK |
| 1440 minute summer | S7 | 750 | 2.415 | 0.115 | 0.2 | 0.0564 | 0.0000 | OK |
| 1440 minute summer | S8 | 750 | 2.414 | 0.114 | 0.2 | 0.0563 | 0.0000 | OK |
| 1440 minute summer | S9 | 720 | 2.718 | 0.018 | 0.4 | 0.0195 | 0.0000 | OK |
| 1440 minute summer | S10 | 720 | 2.716 | 0.016 | 0.4 | 0.0173 | 0.0000 | OK |
| 1440 minute summer | DRIVEWAY 1 | 870 | 2.616 | 0.016 | 0.1 | 0.1825 | 0.0000 | OK |
| 1440 minute summer | DRIVEWAY 2 | 750 | 2.615 | 0.015 | 0.2 | 0.3064 | 0.0000 | OK |
| 1440 minute summer | DRIVEWAY 3 | 780 | 2.614 | 0.014 | 0.1 | 0.1721 | 0.0000 | OK |
| 1440 minute summer | DRIVEWAY 4 | 810 | 2.611 | 0.011 | 0.1 | 0.1725 | 0.0000 | OK |
| 1440 minute summer | DRIVEWAY 5 | 30 | 2.600 | 0.000 | 0.0 | 0.0000 | 0.0000 | OK |

| Link Event | US Node | Link | DS Node | Outflow (l/s) | Velocity (m/s) | Flow/Cap | Link Vol (m³) |
|--------------------|------------|--------------|---------|---------------|----------------|----------|---------------|
| 1440 minute summer | S1 | 4.000 | S2 | 0.1 | 0.029 | 0.010 | 0.2880 |
| 1440 minute summer | S2 | 4.001 | J3 | 0.3 | 0.015 | 0.019 | 0.1038 |
| 1440 minute summer | S3 | 6.000 | SA1 | 0.2 | 0.338 | 0.028 | 0.0807 |
| 1440 minute summer | S4 | 1.000 | S5 | 0.1 | 0.222 | 0.007 | 0.0329 |
| 1440 minute summer | S5 | 1.001 | J1 | 0.1 | 0.062 | 0.008 | 0.1741 |
| 1440 minute summer | S6 | 2.000 | J1 | 0.1 | 0.067 | 0.005 | 0.0990 |
| 1440 minute summer | S7 | 3.000 | J2 | 0.2 | 0.132 | 0.008 | 0.0986 |
| 1440 minute summer | S8 | 5.000 | J4 | 0.2 | 0.032 | 0.007 | 0.0985 |
| 1440 minute summer | S9 | 7.000 | SA3 | 0.4 | 0.236 | 0.030 | 0.0379 |
| 1440 minute summer | S10 | 8.000 | SA3 | 0.4 | 0.253 | 0.023 | 0.0213 |
| 1440 minute summer | DRIVEWAY 1 | Infiltration | | 0.1 | | | |
| 1440 minute summer | DRIVEWAY 2 | Infiltration | | 0.2 | | | |
| 1440 minute summer | DRIVEWAY 3 | Infiltration | | 0.1 | | | |
| 1440 minute summer | DRIVEWAY 4 | Infiltration | | 0.1 | | | |
| 1440 minute summer | DRIVEWAY 5 | Infiltration | | 0.0 | | | |

Results for 2 year 1440 minute summer. 1680 minute analysis at 30 minute timestep. Mass balance: 96.89%

| Node Event | US Node | Peak (mins) | Level (m) | Depth (m) | Inflow (l/s) | Node Vol (m ³) | Flood (m ³) | Status |
|--------------------|------------|-------------|-----------|-----------|--------------|----------------------------|-------------------------|------------|
| 1440 minute summer | DRIVEWAY 6 | 30 | 2.600 | 0.000 | 0.0 | 0.0000 | 0.0000 | OK |
| 1440 minute summer | SA1 | 750 | 2.414 | 0.309 | 1.1 | 0.3913 | 0.0000 | SURCHARGED |
| 1440 minute summer | SA2 | 750 | 2.414 | 0.350 | 1.1 | 2.0336 | 0.0000 | OK |
| 1440 minute summer | SA3 | 720 | 2.604 | 0.028 | 0.9 | 0.0347 | 0.0000 | OK |
| 1440 minute summer | SA4 | 840 | 1.999 | -0.567 | 0.9 | 5.0949 | 0.0000 | OK |
| 1440 minute summer | J1 | 750 | 2.415 | 0.187 | 0.2 | 0.2110 | 0.0000 | SURCHARGED |
| 1440 minute summer | J2 | 750 | 2.415 | 0.238 | 0.4 | 0.0000 | 0.0000 | SURCHARGED |
| 1440 minute summer | J3 | 750 | 2.415 | 0.252 | 0.6 | 0.0000 | 0.0000 | SURCHARGED |
| 1440 minute summer | J4 | 750 | 2.414 | 0.281 | 0.8 | 0.0000 | 0.0000 | SURCHARGED |

| Link Event | US Node | Link | DS Node | Outflow (l/s) | Velocity (m/s) | Flow/Cap | Link Vol (m ³) |
|--------------------|------------|--------------|---------|---------------|----------------|----------|----------------------------|
| 1440 minute summer | DRIVEWAY 6 | Infiltration | | 0.0 | | | |
| 1440 minute summer | SA1 | 1.006 | SA2 | 1.1 | 0.062 | 0.081 | 0.1254 |
| 1440 minute summer | SA2 | Infiltration | | 1.0 | | | |
| 1440 minute summer | SA3 | 7.001 | SA4 | 0.9 | 0.420 | 0.065 | 0.0035 |
| 1440 minute summer | SA4 | Infiltration | | 0.5 | | | |
| 1440 minute summer | J1 | 1.002 | J2 | 0.2 | 0.012 | 0.015 | 0.1589 |
| 1440 minute summer | J2 | 1.003 | J3 | 0.4 | 0.022 | 0.029 | 0.0417 |
| 1440 minute summer | J3 | 1.004 | J4 | 0.6 | 0.034 | 0.045 | 0.0936 |
| 1440 minute summer | J4 | 1.005 | SA1 | 0.8 | 0.045 | 0.059 | 0.0859 |

Results for 2 year 1440 minute winter. 1680 minute analysis at 30 minute timestep. Mass balance: 97.15%

| Node Event | US Node | Peak (mins) | Level (m) | Depth (m) | Inflow (l/s) | Node Vol (m ³) | Flood (m ³) | Status |
|--------------------|------------|-------------|-----------|-----------|--------------|----------------------------|-------------------------|------------|
| 1440 minute winter | S1 | 780 | 2.411 | 0.111 | 0.1 | 0.0474 | 0.0000 | OK |
| 1440 minute winter | S2 | 780 | 2.411 | 0.213 | 0.2 | 0.0826 | 0.0000 | SURCHARGED |
| 1440 minute winter | S3 | 780 | 2.411 | 0.061 | 0.1 | 0.0312 | 0.0000 | OK |
| 1440 minute winter | S4 | 780 | 2.411 | 0.111 | 0.1 | 0.0474 | 0.0000 | OK |
| 1440 minute winter | S5 | 780 | 2.411 | 0.124 | 0.1 | 0.0198 | 0.0000 | OK |
| 1440 minute winter | S6 | 780 | 2.411 | 0.111 | 0.1 | 0.0474 | 0.0000 | OK |
| 1440 minute winter | S7 | 780 | 2.411 | 0.111 | 0.1 | 0.0548 | 0.0000 | OK |
| 1440 minute winter | S8 | 780 | 2.411 | 0.111 | 0.1 | 0.0548 | 0.0000 | OK |
| 1440 minute winter | S9 | 690 | 2.716 | 0.016 | 0.3 | 0.0170 | 0.0000 | OK |
| 1440 minute winter | S10 | 690 | 2.714 | 0.014 | 0.3 | 0.0151 | 0.0000 | OK |
| 1440 minute winter | DRIVEWAY 1 | 900 | 2.616 | 0.016 | 0.1 | 0.1825 | 0.0000 | OK |
| 1440 minute winter | DRIVEWAY 2 | 960 | 2.608 | 0.008 | 0.1 | 0.1720 | 0.0000 | OK |
| 1440 minute winter | DRIVEWAY 3 | 30 | 2.600 | 0.000 | 0.0 | 0.0000 | 0.0000 | OK |
| 1440 minute winter | DRIVEWAY 4 | 780 | 2.611 | 0.011 | 0.1 | 0.1683 | 0.0000 | OK |
| 1440 minute winter | DRIVEWAY 5 | 30 | 2.600 | 0.000 | 0.0 | 0.0000 | 0.0000 | OK |

| Link Event | US Node | Link | DS Node | Outflow (l/s) | Velocity (m/s) | Flow/Cap | Link Vol (m ³) |
|--------------------|------------|--------------|---------|---------------|----------------|----------|----------------------------|
| 1440 minute winter | S1 | 4.000 | S2 | 0.1 | 0.029 | 0.008 | 0.2843 |
| 1440 minute winter | S2 | 4.001 | J3 | 0.2 | 0.011 | 0.015 | 0.1038 |
| 1440 minute winter | S3 | 6.000 | SA1 | 0.1 | 0.338 | 0.013 | 0.0788 |
| 1440 minute winter | S4 | 1.000 | S5 | 0.1 | 0.222 | 0.007 | 0.0321 |
| 1440 minute winter | S5 | 1.001 | J1 | 0.1 | 0.062 | 0.008 | 0.1723 |
| 1440 minute winter | S6 | 2.000 | J1 | 0.1 | 0.067 | 0.005 | 0.0977 |
| 1440 minute winter | S7 | 3.000 | J2 | 0.1 | 0.132 | 0.004 | 0.0974 |
| 1440 minute winter | S8 | 5.000 | J4 | 0.1 | 0.032 | 0.003 | 0.0973 |
| 1440 minute winter | S9 | 7.000 | SA3 | 0.3 | 0.230 | 0.023 | 0.0291 |
| 1440 minute winter | S10 | 8.000 | SA3 | 0.3 | 0.247 | 0.017 | 0.0163 |
| 1440 minute winter | DRIVEWAY 1 | Infiltration | | 0.1 | | | |
| 1440 minute winter | DRIVEWAY 2 | Infiltration | | 0.1 | | | |
| 1440 minute winter | DRIVEWAY 3 | Infiltration | | 0.0 | | | |
| 1440 minute winter | DRIVEWAY 4 | Infiltration | | 0.1 | | | |
| 1440 minute winter | DRIVEWAY 5 | Infiltration | | 0.0 | | | |

Results for 2 year 1440 minute winter. 1680 minute analysis at 30 minute timestep. Mass balance: 97.15%

| Node Event | US Node | Peak (mins) | Level (m) | Depth (m) | Inflow (l/s) | Node Vol (m ³) | Flood (m ³) | Status |
|--------------------|------------|-------------|-----------|-----------|--------------|----------------------------|-------------------------|------------|
| 1440 minute winter | DRIVEWAY 6 | 30 | 2.600 | 0.000 | 0.0 | 0.0000 | 0.0000 | OK |
| 1440 minute winter | SA1 | 780 | 2.411 | 0.306 | 0.8 | 0.3874 | 0.0000 | SURCHARGED |
| 1440 minute winter | SA2 | 780 | 2.411 | 0.347 | 0.8 | 1.6971 | 0.0000 | OK |
| 1440 minute winter | SA3 | 690 | 2.599 | 0.023 | 0.6 | 0.0283 | 0.0000 | OK |
| 1440 minute winter | SA4 | 810 | 1.957 | -0.609 | 0.6 | 2.9481 | 0.0000 | OK |
| 1440 minute winter | J1 | 780 | 2.411 | 0.183 | 0.2 | 0.2074 | 0.0000 | SURCHARGED |
| 1440 minute winter | J2 | 780 | 2.411 | 0.234 | 0.3 | 0.0000 | 0.0000 | SURCHARGED |
| 1440 minute winter | J3 | 780 | 2.411 | 0.248 | 0.5 | 0.0000 | 0.0000 | SURCHARGED |
| 1440 minute winter | J4 | 780 | 2.411 | 0.278 | 0.6 | 0.0000 | 0.0000 | SURCHARGED |

| Link Event | US Node | Link | DS Node | Outflow (l/s) | Velocity (m/s) | Flow/Cap | Link Vol (m ³) |
|--------------------|------------|--------------|---------|---------------|----------------|----------|----------------------------|
| 1440 minute winter | DRIVEWAY 6 | Infiltration | | 0.0 | | | |
| 1440 minute winter | SA1 | 1.006 | SA2 | 0.8 | 0.045 | 0.060 | 0.1254 |
| 1440 minute winter | SA2 | Infiltration | | 0.8 | | | |
| 1440 minute winter | SA3 | 7.001 | SA4 | 0.6 | 0.375 | 0.044 | 0.0026 |
| 1440 minute winter | SA4 | Infiltration | | 0.5 | | | |
| 1440 minute winter | J1 | 1.002 | J2 | 0.2 | 0.012 | 0.015 | 0.1589 |
| 1440 minute winter | J2 | 1.003 | J3 | 0.3 | 0.017 | 0.022 | 0.0417 |
| 1440 minute winter | J3 | 1.004 | J4 | 0.5 | 0.029 | 0.038 | 0.0936 |
| 1440 minute winter | J4 | 1.005 | SA1 | 0.6 | 0.034 | 0.045 | 0.0859 |

Results for 30 year +35% CC 15 minute summer. 255 minute analysis at 1 minute timestep. Mass balance: 96.94%

| Node Event | US Node | Peak (mins) | Level (m) | Depth (m) | Inflow (l/s) | Node Vol (m ³) | Flood (m ³) | Status |
|------------------|------------|-------------|-----------|-----------|--------------|----------------------------|-------------------------|------------|
| 15 minute summer | S1 | 34 | 2.519 | 0.219 | 1.9 | 0.0933 | 0.0000 | SURCHARGED |
| 15 minute summer | S2 | 34 | 2.518 | 0.320 | 3.8 | 0.1239 | 0.0000 | SURCHARGED |
| 15 minute summer | S3 | 34 | 2.515 | 0.165 | 2.1 | 0.0840 | 0.0000 | SURCHARGED |
| 15 minute summer | S4 | 35 | 2.520 | 0.220 | 1.2 | 0.0938 | 0.0000 | SURCHARGED |
| 15 minute summer | S5 | 35 | 2.520 | 0.233 | 1.3 | 0.0370 | 0.0000 | SURCHARGED |
| 15 minute summer | S6 | 35 | 2.520 | 0.220 | 1.2 | 0.0936 | 0.0000 | SURCHARGED |
| 15 minute summer | S7 | 34 | 2.518 | 0.218 | 1.5 | 0.1075 | 0.0000 | SURCHARGED |
| 15 minute summer | S8 | 35 | 2.512 | 0.212 | 1.5 | 0.1044 | 0.0000 | SURCHARGED |
| 15 minute summer | S9 | 20 | 2.758 | 0.058 | 4.3 | 0.0638 | 0.0000 | OK |
| 15 minute summer | S10 | 18 | 2.751 | 0.051 | 4.3 | 0.0556 | 0.0000 | OK |
| 15 minute summer | DRIVEWAY 1 | 38 | 2.721 | 0.121 | 1.1 | 1.3898 | 0.0000 | OK |
| 15 minute summer | DRIVEWAY 2 | 38 | 2.685 | 0.085 | 1.5 | 1.7750 | 0.0000 | OK |
| 15 minute summer | DRIVEWAY 3 | 37 | 2.654 | 0.054 | 0.6 | 0.6515 | 0.0000 | OK |
| 15 minute summer | DRIVEWAY 4 | 37 | 2.653 | 0.053 | 0.8 | 0.8277 | 0.0000 | OK |
| 15 minute summer | DRIVEWAY 5 | 38 | 2.660 | 0.060 | 0.5 | 0.5318 | 0.0000 | OK |

| Link Event | US Node | Link | DS Node | Outflow (l/s) | Velocity (m/s) | Flow/Cap | Link Vol (m ³) |
|------------------|------------|--------------|---------|---------------|----------------|----------|----------------------------|
| 15 minute summer | S1 | 4.000 | S2 | 1.5 | 0.334 | 0.111 | 0.3165 |
| 15 minute summer | S2 | 4.001 | J3 | 2.3 | 0.362 | 0.169 | 0.1038 |
| 15 minute summer | S3 | 6.000 | SA1 | 2.1 | 0.655 | 0.268 | 0.0959 |
| 15 minute summer | S4 | 1.000 | S5 | 1.3 | 0.444 | 0.096 | 0.0381 |
| 15 minute summer | S5 | 1.001 | J1 | 1.1 | 0.332 | 0.082 | 0.1826 |
| 15 minute summer | S6 | 2.000 | J1 | 1.2 | 0.413 | 0.064 | 0.1087 |
| 15 minute summer | S7 | 3.000 | J2 | 2.1 | 0.473 | 0.083 | 0.1084 |
| 15 minute summer | S8 | 5.000 | J4 | 1.5 | 0.522 | 0.049 | 0.1083 |
| 15 minute summer | S9 | 7.000 | SA3 | 4.3 | 0.445 | 0.324 | 0.2123 |
| 15 minute summer | S10 | 8.000 | SA3 | 4.3 | 0.478 | 0.249 | 0.1192 |
| 15 minute summer | DRIVEWAY 1 | Infiltration | | 0.3 | | | |
| 15 minute summer | DRIVEWAY 2 | Infiltration | | 0.6 | | | |
| 15 minute summer | DRIVEWAY 3 | Infiltration | | 0.3 | | | |
| 15 minute summer | DRIVEWAY 4 | Infiltration | | 0.5 | | | |
| 15 minute summer | DRIVEWAY 5 | Infiltration | | 0.2 | | | |

Results for 30 year +35% CC 15 minute summer. 255 minute analysis at 1 minute timestep. Mass balance: 96.94%

| Node Event | US Node | Peak (mins) | Level (m) | Depth (m) | Inflow (l/s) | Node Vol (m ³) | Flood (m ³) | Status |
|------------------|------------|-------------|-----------|-----------|--------------|----------------------------|-------------------------|------------|
| 15 minute summer | DRIVEWAY 6 | 38 | 2.660 | 0.060 | 0.5 | 0.5316 | 0.0000 | OK |
| 15 minute summer | SA1 | 35 | 2.502 | 0.397 | 10.0 | 0.5027 | 0.0000 | SURCHARGED |
| 15 minute summer | SA2 | 40 | 2.484 | 0.420 | 9.9 | 9.9924 | 0.0000 | OK |
| 15 minute summer | SA3 | 21 | 2.679 | 0.103 | 9.2 | 0.1281 | 0.0000 | OK |
| 15 minute summer | SA4 | 44 | 2.196 | -0.370 | 9.2 | 15.2094 | 0.0000 | OK |
| 15 minute summer | J1 | 35 | 2.520 | 0.292 | 2.8 | 0.3297 | 0.0000 | SURCHARGED |
| 15 minute summer | J2 | 35 | 2.518 | 0.341 | 3.6 | 0.0000 | 0.0000 | SURCHARGED |
| 15 minute summer | J3 | 35 | 2.517 | 0.354 | 5.9 | 0.0000 | 0.0000 | SURCHARGED |
| 15 minute summer | J4 | 35 | 2.512 | 0.379 | 7.3 | 0.0000 | 0.0000 | SURCHARGED |

| Link Event | US Node | Link | DS Node | Outflow (l/s) | Velocity (m/s) | Flow/Cap | Link Vol (m ³) |
|------------------|------------|--------------|---------|---------------|----------------|----------|----------------------------|
| 15 minute summer | DRIVEWAY 6 | Infiltration | | 0.2 | | | |
| 15 minute summer | SA1 | 1.006 | SA2 | 9.9 | 0.565 | 0.741 | 0.1254 |
| 15 minute summer | SA2 | Infiltration | | 3.7 | | | |
| 15 minute summer | SA3 | 7.001 | SA4 | 9.2 | 0.774 | 0.667 | 0.0195 |
| 15 minute summer | SA4 | Infiltration | | 0.7 | | | |
| 15 minute summer | J1 | 1.002 | J2 | 2.2 | 0.390 | 0.165 | 0.1589 |
| 15 minute summer | J2 | 1.003 | J3 | 3.6 | 0.393 | 0.264 | 0.0417 |
| 15 minute summer | J3 | 1.004 | J4 | 5.8 | 0.481 | 0.440 | 0.0936 |
| 15 minute summer | J4 | 1.005 | SA1 | 7.2 | 0.411 | 0.541 | 0.0859 |

Results for 30 year +35% CC 15 minute winter. 255 minute analysis at 1 minute timestep. Mass balance: 96.94%

| Node Event | US Node | Peak (mins) | Level (m) | Depth (m) | Inflow (l/s) | Node Vol (m³) | Flood (m³) | Status |
|------------------|------------|-------------|-----------|-----------|--------------|---------------|------------|------------|
| 15 minute winter | S1 | 34 | 2.518 | 0.218 | 1.7 | 0.0930 | 0.0000 | SURCHARGED |
| 15 minute winter | S2 | 34 | 2.518 | 0.320 | 3.2 | 0.1237 | 0.0000 | SURCHARGED |
| 15 minute winter | S3 | 34 | 2.515 | 0.165 | 2.1 | 0.0838 | 0.0000 | SURCHARGED |
| 15 minute winter | S4 | 34 | 2.520 | 0.220 | 1.4 | 0.0936 | 0.0000 | SURCHARGED |
| 15 minute winter | S5 | 34 | 2.519 | 0.232 | 1.1 | 0.0370 | 0.0000 | SURCHARGED |
| 15 minute winter | S6 | 34 | 2.519 | 0.219 | 1.2 | 0.0934 | 0.0000 | SURCHARGED |
| 15 minute winter | S7 | 34 | 2.518 | 0.218 | 1.5 | 0.1071 | 0.0000 | SURCHARGED |
| 15 minute winter | S8 | 35 | 2.512 | 0.212 | 1.5 | 0.1041 | 0.0000 | SURCHARGED |
| 15 minute winter | S9 | 20 | 2.758 | 0.058 | 4.3 | 0.0638 | 0.0000 | OK |
| 15 minute winter | S10 | 18 | 2.751 | 0.051 | 4.3 | 0.0556 | 0.0000 | OK |
| 15 minute winter | DRIVEWAY 1 | 39 | 2.720 | 0.120 | 1.1 | 1.3811 | 0.0000 | OK |
| 15 minute winter | DRIVEWAY 2 | 38 | 2.684 | 0.084 | 1.5 | 1.7586 | 0.0000 | OK |
| 15 minute winter | DRIVEWAY 3 | 38 | 2.653 | 0.053 | 0.6 | 0.6482 | 0.0000 | OK |
| 15 minute winter | DRIVEWAY 4 | 37 | 2.652 | 0.052 | 0.8 | 0.8222 | 0.0000 | OK |
| 15 minute winter | DRIVEWAY 5 | 38 | 2.659 | 0.059 | 0.5 | 0.5253 | 0.0000 | OK |

| Link Event | US Node | Link | DS Node | Outflow (l/s) | Velocity (m/s) | Flow/Cap | Link Vol (m³) |
|------------------|------------|--------------|---------|---------------|----------------|----------|---------------|
| 15 minute winter | S1 | 4.000 | S2 | 1.5 | 0.331 | 0.111 | 0.3165 |
| 15 minute winter | S2 | 4.001 | J3 | 2.3 | 0.348 | 0.169 | 0.1038 |
| 15 minute winter | S3 | 6.000 | SA1 | 2.1 | 0.634 | 0.268 | 0.0959 |
| 15 minute winter | S4 | 1.000 | S5 | 1.1 | 0.445 | 0.084 | 0.0381 |
| 15 minute winter | S5 | 1.001 | J1 | 1.1 | 0.340 | 0.082 | 0.1826 |
| 15 minute winter | S6 | 2.000 | J1 | 1.2 | 0.399 | 0.061 | 0.1087 |
| 15 minute winter | S7 | 3.000 | J2 | 2.1 | 0.473 | 0.082 | 0.1084 |
| 15 minute winter | S8 | 5.000 | J4 | 1.5 | 0.522 | 0.049 | 0.1083 |
| 15 minute winter | S9 | 7.000 | SA3 | 4.3 | 0.445 | 0.324 | 0.2123 |
| 15 minute winter | S10 | 8.000 | SA3 | 4.3 | 0.474 | 0.249 | 0.1192 |
| 15 minute winter | DRIVEWAY 1 | Infiltration | | 0.3 | | | |
| 15 minute winter | DRIVEWAY 2 | Infiltration | | 0.6 | | | |
| 15 minute winter | DRIVEWAY 3 | Infiltration | | 0.3 | | | |
| 15 minute winter | DRIVEWAY 4 | Infiltration | | 0.5 | | | |
| 15 minute winter | DRIVEWAY 5 | Infiltration | | 0.2 | | | |

Results for 30 year +35% CC 15 minute winter. 255 minute analysis at 1 minute timestep. Mass balance: 96.94%

| Node Event | US Node | Peak (mins) | Level (m) | Depth (m) | Inflow (l/s) | Node Vol (m³) | Flood (m³) | Status |
|------------------|------------|-------------|-----------|-----------|--------------|---------------|------------|------------|
| 15 minute winter | DRIVEWAY 6 | 38 | 2.659 | 0.059 | 0.5 | 0.5251 | 0.0000 | OK |
| 15 minute winter | SA1 | 35 | 2.502 | 0.397 | 10.0 | 0.5020 | 0.0000 | SURCHARGED |
| 15 minute winter | SA2 | 40 | 2.483 | 0.419 | 9.9 | 9.9249 | 0.0000 | OK |
| 15 minute winter | SA3 | 21 | 2.679 | 0.103 | 9.2 | 0.1281 | 0.0000 | OK |
| 15 minute winter | SA4 | 44 | 2.197 | -0.369 | 9.2 | 15.2194 | 0.0000 | OK |
| 15 minute winter | J1 | 34 | 2.519 | 0.291 | 2.9 | 0.3291 | 0.0000 | SURCHARGED |
| 15 minute winter | J2 | 34 | 2.517 | 0.340 | 3.6 | 0.0000 | 0.0000 | SURCHARGED |
| 15 minute winter | J3 | 34 | 2.516 | 0.353 | 5.9 | 0.0000 | 0.0000 | SURCHARGED |
| 15 minute winter | J4 | 35 | 2.511 | 0.378 | 7.3 | 0.0000 | 0.0000 | SURCHARGED |

| Link Event | US Node | Link | DS Node | Outflow (l/s) | Velocity (m/s) | Flow/Cap | Link Vol (m³) |
|------------------|------------|--------------|---------|---------------|----------------|----------|---------------|
| 15 minute winter | DRIVEWAY 6 | Infiltration | | 0.2 | | | |
| 15 minute winter | SA1 | 1.006 | SA2 | 9.9 | 0.565 | 0.741 | 0.1254 |
| 15 minute winter | SA2 | Infiltration | | 3.7 | | | |
| 15 minute winter | SA3 | 7.001 | SA4 | 9.2 | 0.774 | 0.667 | 0.0195 |
| 15 minute winter | SA4 | Infiltration | | 0.7 | | | |
| 15 minute winter | J1 | 1.002 | J2 | 2.2 | 0.374 | 0.165 | 0.1589 |
| 15 minute winter | J2 | 1.003 | J3 | 3.6 | 0.397 | 0.264 | 0.0417 |
| 15 minute winter | J3 | 1.004 | J4 | 5.8 | 0.451 | 0.440 | 0.0936 |
| 15 minute winter | J4 | 1.005 | SA1 | 7.2 | 0.411 | 0.541 | 0.0859 |

Results for 30 year +35% CC 30 minute summer. 270 minute analysis at 1 minute timestep. Mass balance: 97.68%

| Node Event | US Node | Peak (mins) | Level (m) | Depth (m) | Inflow (l/s) | Node Vol (m ³) | Flood (m ³) | Status |
|------------------|------------|-------------|-----------|-----------|--------------|----------------------------|-------------------------|------------|
| 30 minute summer | S1 | 41 | 2.571 | 0.271 | 1.6 | 0.1153 | 0.0000 | SURCHARGED |
| 30 minute summer | S2 | 41 | 2.570 | 0.372 | 3.1 | 0.1438 | 0.0000 | SURCHARGED |
| 30 minute summer | S3 | 41 | 2.565 | 0.215 | 2.8 | 0.1094 | 0.0000 | SURCHARGED |
| 30 minute summer | S4 | 41 | 2.573 | 0.273 | 1.6 | 0.1163 | 0.0000 | SURCHARGED |
| 30 minute summer | S5 | 41 | 2.573 | 0.286 | 1.6 | 0.0454 | 0.0000 | SURCHARGED |
| 30 minute summer | S6 | 41 | 2.572 | 0.272 | 1.6 | 0.1160 | 0.0000 | SURCHARGED |
| 30 minute summer | S7 | 41 | 2.570 | 0.270 | 2.0 | 0.1329 | 0.0000 | SURCHARGED |
| 30 minute summer | S8 | 42 | 2.560 | 0.260 | 2.0 | 0.1281 | 0.0000 | SURCHARGED |
| 30 minute summer | S9 | 30 | 2.768 | 0.068 | 5.7 | 0.0744 | 0.0000 | OK |
| 30 minute summer | S10 | 30 | 2.759 | 0.059 | 5.7 | 0.0645 | 0.0000 | OK |
| 30 minute summer | DRIVEWAY 1 | 48 | 2.760 | 0.160 | 1.4 | 1.8446 | 0.0000 | OK |
| 30 minute summer | DRIVEWAY 2 | 47 | 2.717 | 0.117 | 2.0 | 2.4295 | 0.0000 | OK |
| 30 minute summer | DRIVEWAY 3 | 46 | 2.672 | 0.072 | 0.8 | 0.8723 | 0.0000 | OK |
| 30 minute summer | DRIVEWAY 4 | 45 | 2.668 | 0.068 | 1.0 | 1.0635 | 0.0000 | OK |
| 30 minute summer | DRIVEWAY 5 | 46 | 2.677 | 0.077 | 0.6 | 0.6812 | 0.0000 | OK |

| Link Event | US Node | Link | DS Node | Outflow (l/s) | Velocity (m/s) | Flow/Cap | Link Vol (m ³) |
|------------------|------------|--------------|---------|---------------|----------------|----------|----------------------------|
| 30 minute summer | S1 | 4.000 | S2 | 1.5 | 0.277 | 0.113 | 0.3165 |
| 30 minute summer | S2 | 4.001 | J3 | 3.0 | 0.322 | 0.222 | 0.1038 |
| 30 minute summer | S3 | 6.000 | SA1 | 2.7 | 0.510 | 0.355 | 0.0959 |
| 30 minute summer | S4 | 1.000 | S5 | 1.5 | 0.439 | 0.110 | 0.0381 |
| 30 minute summer | S5 | 1.001 | J1 | 1.4 | 0.289 | 0.107 | 0.1826 |
| 30 minute summer | S6 | 2.000 | J1 | 1.5 | 0.388 | 0.079 | 0.1087 |
| 30 minute summer | S7 | 3.000 | J2 | 1.9 | 0.470 | 0.076 | 0.1084 |
| 30 minute summer | S8 | 5.000 | J4 | 1.9 | 0.523 | 0.065 | 0.1083 |
| 30 minute summer | S9 | 7.000 | SA3 | 5.7 | 0.479 | 0.427 | 0.2556 |
| 30 minute summer | S10 | 8.000 | SA3 | 5.7 | 0.509 | 0.329 | 0.1433 |
| 30 minute summer | DRIVEWAY 1 | Infiltration | | 0.3 | | | |
| 30 minute summer | DRIVEWAY 2 | Infiltration | | 0.6 | | | |
| 30 minute summer | DRIVEWAY 3 | Infiltration | | 0.3 | | | |
| 30 minute summer | DRIVEWAY 4 | Infiltration | | 0.5 | | | |
| 30 minute summer | DRIVEWAY 5 | Infiltration | | 0.2 | | | |

Results for 30 year +35% CC 30 minute summer. 270 minute analysis at 1 minute timestep. Mass balance: 97.68%

| Node Event | US Node | Peak (mins) | Level (m) | Depth (m) | Inflow (l/s) | Node Vol (m ³) | Flood (m ³) | Status |
|------------------|------------|-------------|-----------|-----------|--------------|----------------------------|-------------------------|------------|
| 30 minute summer | DRIVEWAY 6 | 46 | 2.677 | 0.077 | 0.6 | 0.6804 | 0.0000 | OK |
| 30 minute summer | SA1 | 42 | 2.546 | 0.441 | 13.1 | 0.5579 | 0.0000 | SURCHARGED |
| 30 minute summer | SA2 | 49 | 2.521 | 0.457 | 13.0 | 14.2642 | 0.0000 | OK |
| 30 minute summer | SA3 | 31 | 2.699 | 0.123 | 12.2 | 0.1527 | 0.0000 | OK |
| 30 minute summer | SA4 | 56 | 2.291 | -0.275 | 12.1 | 20.0451 | 0.0000 | OK |
| 30 minute summer | J1 | 41 | 2.572 | 0.344 | 2.9 | 0.3890 | 0.0000 | SURCHARGED |
| 30 minute summer | J2 | 41 | 2.570 | 0.393 | 4.7 | 0.0000 | 0.0000 | SURCHARGED |
| 30 minute summer | J3 | 41 | 2.568 | 0.405 | 7.7 | 0.0000 | 0.0000 | SURCHARGED |
| 30 minute summer | J4 | 42 | 2.560 | 0.427 | 9.5 | 0.0000 | 0.0000 | SURCHARGED |

| Link Event | US Node | Link | DS Node | Outflow (l/s) | Velocity (m/s) | Flow/Cap | Link Vol (m ³) |
|------------------|------------|--------------|---------|---------------|----------------|----------|----------------------------|
| 30 minute summer | DRIVEWAY 6 | Infiltration | | 0.2 | | | |
| 30 minute summer | SA1 | 1.006 | SA2 | 13.0 | 0.737 | 0.967 | 0.1254 |
| 30 minute summer | SA2 | Infiltration | | 3.7 | | | |
| 30 minute summer | SA3 | 7.001 | SA4 | 12.1 | 0.854 | 0.877 | 0.0232 |
| 30 minute summer | SA4 | Infiltration | | 0.7 | | | |
| 30 minute summer | J1 | 1.002 | J2 | 2.9 | 0.301 | 0.214 | 0.1589 |
| 30 minute summer | J2 | 1.003 | J3 | 4.7 | 0.355 | 0.343 | 0.0417 |
| 30 minute summer | J3 | 1.004 | J4 | 7.6 | 0.431 | 0.571 | 0.0936 |
| 30 minute summer | J4 | 1.005 | SA1 | 9.4 | 0.535 | 0.703 | 0.0859 |

Results for 30 year +35% CC 30 minute winter. 270 minute analysis at 1 minute timestep. Mass balance: 97.69%

| Node Event | US Node | Peak (mins) | Level (m) | Depth (m) | Inflow (l/s) | Node Vol (m³) | Flood (m³) | Status |
|------------------|------------|-------------|-----------|-----------|--------------|---------------|------------|------------|
| 30 minute winter | S1 | 41 | 2.568 | 0.268 | 1.8 | 0.1143 | 0.0000 | SURCHARGED |
| 30 minute winter | S2 | 41 | 2.567 | 0.369 | 3.1 | 0.1429 | 0.0000 | SURCHARGED |
| 30 minute winter | S3 | 40 | 2.562 | 0.212 | 2.8 | 0.1077 | 0.0000 | SURCHARGED |
| 30 minute winter | S4 | 41 | 2.570 | 0.270 | 1.6 | 0.1151 | 0.0000 | SURCHARGED |
| 30 minute winter | S5 | 41 | 2.570 | 0.283 | 1.8 | 0.0450 | 0.0000 | SURCHARGED |
| 30 minute winter | S6 | 41 | 2.570 | 0.270 | 1.6 | 0.1149 | 0.0000 | SURCHARGED |
| 30 minute winter | S7 | 40 | 2.568 | 0.268 | 2.0 | 0.1317 | 0.0000 | SURCHARGED |
| 30 minute winter | S8 | 41 | 2.558 | 0.258 | 2.0 | 0.1269 | 0.0000 | SURCHARGED |
| 30 minute winter | S9 | 30 | 2.768 | 0.068 | 5.7 | 0.0744 | 0.0000 | OK |
| 30 minute winter | S10 | 30 | 2.759 | 0.059 | 5.7 | 0.0645 | 0.0000 | OK |
| 30 minute winter | DRIVEWAY 1 | 49 | 2.760 | 0.160 | 1.4 | 1.8410 | 0.0000 | OK |
| 30 minute winter | DRIVEWAY 2 | 48 | 2.716 | 0.116 | 2.0 | 2.4127 | 0.0000 | OK |
| 30 minute winter | DRIVEWAY 3 | 46 | 2.671 | 0.071 | 0.8 | 0.8590 | 0.0000 | OK |
| 30 minute winter | DRIVEWAY 4 | 45 | 2.667 | 0.067 | 1.0 | 1.0472 | 0.0000 | OK |
| 30 minute winter | DRIVEWAY 5 | 47 | 2.677 | 0.077 | 0.6 | 0.6812 | 0.0000 | OK |

| Link Event | US Node | Link | DS Node | Outflow (l/s) | Velocity (m/s) | Flow/Cap | Link Vol (m³) |
|------------------|------------|--------------|---------|---------------|----------------|----------|---------------|
| 30 minute winter | S1 | 4.000 | S2 | 1.5 | 0.288 | 0.113 | 0.3165 |
| 30 minute winter | S2 | 4.001 | J3 | 3.0 | 0.299 | 0.222 | 0.1038 |
| 30 minute winter | S3 | 6.000 | SA1 | 2.7 | 0.527 | 0.355 | 0.0959 |
| 30 minute winter | S4 | 1.000 | S5 | 1.5 | 0.422 | 0.110 | 0.0381 |
| 30 minute winter | S5 | 1.001 | J1 | 1.4 | 0.304 | 0.107 | 0.1826 |
| 30 minute winter | S6 | 2.000 | J1 | 1.5 | 0.389 | 0.079 | 0.1087 |
| 30 minute winter | S7 | 3.000 | J2 | 1.9 | 0.469 | 0.076 | 0.1084 |
| 30 minute winter | S8 | 5.000 | J4 | 1.9 | 0.520 | 0.065 | 0.1083 |
| 30 minute winter | S9 | 7.000 | SA3 | 5.7 | 0.479 | 0.427 | 0.2558 |
| 30 minute winter | S10 | 8.000 | SA3 | 5.7 | 0.508 | 0.329 | 0.1434 |
| 30 minute winter | DRIVEWAY 1 | Infiltration | | 0.3 | | | |
| 30 minute winter | DRIVEWAY 2 | Infiltration | | 0.6 | | | |
| 30 minute winter | DRIVEWAY 3 | Infiltration | | 0.3 | | | |
| 30 minute winter | DRIVEWAY 4 | Infiltration | | 0.5 | | | |
| 30 minute winter | DRIVEWAY 5 | Infiltration | | 0.2 | | | |

Results for 30 year +35% CC 30 minute winter. 270 minute analysis at 1 minute timestep. Mass balance: 97.69%

| Node Event | US Node | Peak (mins) | Level (m) | Depth (m) | Inflow (l/s) | Node Vol (m³) | Flood (m³) | Status |
|------------------|------------|-------------|-----------|-----------|--------------|---------------|------------|------------|
| 30 minute winter | DRIVEWAY 6 | 47 | 2.677 | 0.077 | 0.6 | 0.6803 | 0.0000 | OK |
| 30 minute winter | SA1 | 42 | 2.544 | 0.439 | 13.1 | 0.5550 | 0.0000 | SURCHARGED |
| 30 minute winter | SA2 | 49 | 2.521 | 0.457 | 13.0 | 14.2334 | 0.0000 | OK |
| 30 minute winter | SA3 | 31 | 2.699 | 0.123 | 12.2 | 0.1527 | 0.0000 | OK |
| 30 minute winter | SA4 | 56 | 2.291 | -0.275 | 12.1 | 20.0559 | 0.0000 | OK |
| 30 minute winter | J1 | 41 | 2.569 | 0.341 | 2.9 | 0.3859 | 0.0000 | SURCHARGED |
| 30 minute winter | J2 | 41 | 2.567 | 0.390 | 4.7 | 0.0000 | 0.0000 | SURCHARGED |
| 30 minute winter | J3 | 41 | 2.566 | 0.403 | 7.7 | 0.0000 | 0.0000 | SURCHARGED |
| 30 minute winter | J4 | 41 | 2.557 | 0.424 | 9.5 | 0.0000 | 0.0000 | SURCHARGED |

| Link Event | US Node | Link | DS Node | Outflow (l/s) | Velocity (m/s) | Flow/Cap | Link Vol (m³) |
|------------------|------------|--------------|---------|---------------|----------------|----------|---------------|
| 30 minute winter | DRIVEWAY 6 | Infiltration | | 0.2 | | | |
| 30 minute winter | SA1 | 1.006 | SA2 | 13.0 | 0.737 | 0.967 | 0.1254 |
| 30 minute winter | SA2 | Infiltration | | 3.7 | | | |
| 30 minute winter | SA3 | 7.001 | SA4 | 12.1 | 0.854 | 0.878 | 0.0232 |
| 30 minute winter | SA4 | Infiltration | | 0.7 | | | |
| 30 minute winter | J1 | 1.002 | J2 | 2.9 | 0.329 | 0.214 | 0.1589 |
| 30 minute winter | J2 | 1.003 | J3 | 4.7 | 0.375 | 0.343 | 0.0417 |
| 30 minute winter | J3 | 1.004 | J4 | 7.6 | 0.431 | 0.571 | 0.0936 |
| 30 minute winter | J4 | 1.005 | SA1 | 9.4 | 0.535 | 0.703 | 0.0859 |

Results for 30 year +35% CC 60 minute summer. 300 minute analysis at 1 minute timestep. Mass balance: 98.17%

| Node Event | US Node | Peak (mins) | Level (m) | Depth (m) | Inflow (l/s) | Node Vol (m ³) | Flood (m ³) | Status |
|------------------|------------|-------------|-----------|-----------|--------------|----------------------------|-------------------------|------------|
| 60 minute summer | S1 | 56 | 2.602 | 0.302 | 1.6 | 0.1286 | 0.0000 | FLOOD RISK |
| 60 minute summer | S2 | 56 | 2.601 | 0.403 | 3.1 | 0.1558 | 0.0000 | FLOOD RISK |
| 60 minute summer | S3 | 55 | 2.595 | 0.245 | 2.9 | 0.1247 | 0.0000 | SURCHARGED |
| 60 minute summer | S4 | 56 | 2.604 | 0.304 | 1.6 | 0.1296 | 0.0000 | FLOOD RISK |
| 60 minute summer | S5 | 56 | 2.604 | 0.317 | 1.5 | 0.0504 | 0.0000 | FLOOD RISK |
| 60 minute summer | S6 | 56 | 2.604 | 0.304 | 1.6 | 0.1293 | 0.0000 | FLOOD RISK |
| 60 minute summer | S7 | 56 | 2.601 | 0.301 | 2.0 | 0.1481 | 0.0000 | FLOOD RISK |
| 60 minute summer | S8 | 57 | 2.590 | 0.290 | 2.0 | 0.1427 | 0.0000 | SURCHARGED |
| 60 minute summer | S9 | 45 | 2.768 | 0.068 | 5.7 | 0.0746 | 0.0000 | OK |
| 60 minute summer | S10 | 43 | 2.759 | 0.059 | 5.7 | 0.0646 | 0.0000 | OK |
| 60 minute summer | DRIVEWAY 1 | 67 | 2.792 | 0.192 | 1.4 | 2.2099 | 0.0000 | OK |
| 60 minute summer | DRIVEWAY 2 | 66 | 2.738 | 0.138 | 2.0 | 2.8758 | 0.0000 | OK |
| 60 minute summer | DRIVEWAY 3 | 62 | 2.683 | 0.083 | 0.8 | 1.0118 | 0.0000 | OK |
| 60 minute summer | DRIVEWAY 4 | 62 | 2.678 | 0.078 | 1.0 | 1.2300 | 0.0000 | OK |
| 60 minute summer | DRIVEWAY 5 | 64 | 2.688 | 0.088 | 0.6 | 0.7827 | 0.0000 | OK |

| Link Event | US Node | Link | DS Node | Outflow (l/s) | Velocity (m/s) | Flow/Cap | Link Vol (m ³) |
|------------------|------------|--------------|---------|---------------|----------------|----------|----------------------------|
| 60 minute summer | S1 | 4.000 | S2 | 1.5 | 0.214 | 0.114 | 0.3165 |
| 60 minute summer | S2 | 4.001 | J3 | 3.0 | 0.287 | 0.223 | 0.1038 |
| 60 minute summer | S3 | 6.000 | SA1 | 2.8 | 0.465 | 0.369 | 0.0959 |
| 60 minute summer | S4 | 1.000 | S5 | 1.5 | 0.358 | 0.111 | 0.0381 |
| 60 minute summer | S5 | 1.001 | J1 | 1.4 | 0.241 | 0.108 | 0.1826 |
| 60 minute summer | S6 | 2.000 | J1 | 1.5 | 0.389 | 0.079 | 0.1087 |
| 60 minute summer | S7 | 3.000 | J2 | 1.9 | 0.469 | 0.076 | 0.1084 |
| 60 minute summer | S8 | 5.000 | J4 | 1.9 | 0.523 | 0.065 | 0.1083 |
| 60 minute summer | S9 | 7.000 | SA3 | 5.7 | 0.479 | 0.430 | 0.2571 |
| 60 minute summer | S10 | 8.000 | SA3 | 5.7 | 0.508 | 0.330 | 0.1441 |
| 60 minute summer | DRIVEWAY 1 | Infiltration | | 0.4 | | | |
| 60 minute summer | DRIVEWAY 2 | Infiltration | | 0.6 | | | |
| 60 minute summer | DRIVEWAY 3 | Infiltration | | 0.4 | | | |
| 60 minute summer | DRIVEWAY 4 | Infiltration | | 0.5 | | | |
| 60 minute summer | DRIVEWAY 5 | Infiltration | | 0.2 | | | |

Results for 30 year +35% CC 60 minute summer. 300 minute analysis at 1 minute timestep. Mass balance: 98.17%

| Node Event | US Node | Peak (mins) | Level (m) | Depth (m) | Inflow (l/s) | Node Vol (m ³) | Flood (m ³) | Status |
|------------------|------------|-------------|-----------|-----------|--------------|----------------------------|-------------------------|------------|
| 60 minute summer | DRIVEWAY 6 | 63 | 2.688 | 0.088 | 0.6 | 0.7810 | 0.0000 | OK |
| 60 minute summer | SA1 | 58 | 2.574 | 0.469 | 13.3 | 0.5933 | 0.0000 | FLOOD RISK |
| 60 minute summer | SA2 | 68 | 2.551 | 0.487 | 13.2 | 17.7109 | 0.0000 | OK |
| 60 minute summer | SA3 | 47 | 2.700 | 0.124 | 12.2 | 0.1535 | 0.0000 | OK |
| 60 minute summer | SA4 | 83 | 2.387 | -0.179 | 12.2 | 24.9709 | 0.0000 | OK |
| 60 minute summer | J1 | 56 | 2.603 | 0.375 | 3.0 | 0.4242 | 0.0000 | FLOOD RISK |
| 60 minute summer | J2 | 56 | 2.600 | 0.423 | 4.8 | 0.0000 | 0.0000 | FLOOD RISK |
| 60 minute summer | J3 | 56 | 2.599 | 0.436 | 7.7 | 0.0000 | 0.0000 | SURCHARGED |
| 60 minute summer | J4 | 57 | 2.589 | 0.456 | 9.6 | 0.0000 | 0.0000 | SURCHARGED |

| Link Event | US Node | Link | DS Node | Outflow (l/s) | Velocity (m/s) | Flow/Cap | Link Vol (m ³) |
|------------------|------------|--------------|---------|---------------|----------------|----------|----------------------------|
| 60 minute summer | DRIVEWAY 6 | Infiltration | | 0.3 | | | |
| 60 minute summer | SA1 | 1.006 | SA2 | 13.2 | 0.747 | 0.981 | 0.1254 |
| 60 minute summer | SA2 | Infiltration | | 3.8 | | | |
| 60 minute summer | SA3 | 7.001 | SA4 | 12.2 | 0.856 | 0.885 | 0.0233 |
| 60 minute summer | SA4 | Infiltration | | 0.8 | | | |
| 60 minute summer | J1 | 1.002 | J2 | 2.9 | 0.285 | 0.216 | 0.1589 |
| 60 minute summer | J2 | 1.003 | J3 | 4.7 | 0.319 | 0.346 | 0.0417 |
| 60 minute summer | J3 | 1.004 | J4 | 7.7 | 0.435 | 0.577 | 0.0936 |
| 60 minute summer | J4 | 1.005 | SA1 | 9.5 | 0.540 | 0.709 | 0.0859 |

Results for 30 year +35% CC 60 minute winter. 300 minute analysis at 1 minute timestep. Mass balance: 98.17%

| Node Event | US Node | Peak (mins) | Level (m) | Depth (m) | Inflow (l/s) | Node Vol (m³) | Flood (m³) | Status |
|------------------|------------|-------------|-----------|-----------|--------------|---------------|------------|------------|
| 60 minute winter | S1 | 55 | 2.593 | 0.293 | 1.6 | 0.1249 | 0.0000 | SURCHARGED |
| 60 minute winter | S2 | 55 | 2.592 | 0.394 | 3.1 | 0.1524 | 0.0000 | SURCHARGED |
| 60 minute winter | S3 | 55 | 2.587 | 0.237 | 2.9 | 0.1204 | 0.0000 | SURCHARGED |
| 60 minute winter | S4 | 55 | 2.595 | 0.295 | 1.6 | 0.1258 | 0.0000 | SURCHARGED |
| 60 minute winter | S5 | 55 | 2.595 | 0.308 | 1.5 | 0.0490 | 0.0000 | SURCHARGED |
| 60 minute winter | S6 | 55 | 2.595 | 0.295 | 1.6 | 0.1255 | 0.0000 | SURCHARGED |
| 60 minute winter | S7 | 55 | 2.592 | 0.292 | 2.0 | 0.1438 | 0.0000 | SURCHARGED |
| 60 minute winter | S8 | 57 | 2.582 | 0.282 | 2.0 | 0.1389 | 0.0000 | SURCHARGED |
| 60 minute winter | S9 | 46 | 2.768 | 0.068 | 5.7 | 0.0746 | 0.0000 | OK |
| 60 minute winter | S10 | 45 | 2.759 | 0.059 | 5.7 | 0.0646 | 0.0000 | OK |
| 60 minute winter | DRIVEWAY 1 | 69 | 2.790 | 0.190 | 1.4 | 2.1847 | 0.0000 | OK |
| 60 minute winter | DRIVEWAY 2 | 67 | 2.737 | 0.137 | 2.0 | 2.8541 | 0.0000 | OK |
| 60 minute winter | DRIVEWAY 3 | 63 | 2.683 | 0.083 | 0.8 | 1.0049 | 0.0000 | OK |
| 60 minute winter | DRIVEWAY 4 | 63 | 2.677 | 0.077 | 1.0 | 1.2041 | 0.0000 | OK |
| 60 minute winter | DRIVEWAY 5 | 65 | 2.688 | 0.088 | 0.6 | 0.7840 | 0.0000 | OK |

| Link Event | US Node | Link | DS Node | Outflow (l/s) | Velocity (m/s) | Flow/Cap | Link Vol (m³) |
|------------------|------------|--------------|---------|---------------|----------------|----------|---------------|
| 60 minute winter | S1 | 4.000 | S2 | 1.5 | 0.232 | 0.114 | 0.3165 |
| 60 minute winter | S2 | 4.001 | J3 | 3.0 | 0.287 | 0.223 | 0.1038 |
| 60 minute winter | S3 | 6.000 | SA1 | 2.8 | 0.465 | 0.363 | 0.0959 |
| 60 minute winter | S4 | 1.000 | S5 | 1.5 | 0.358 | 0.111 | 0.0381 |
| 60 minute winter | S5 | 1.001 | J1 | 1.4 | 0.248 | 0.108 | 0.1826 |
| 60 minute winter | S6 | 2.000 | J1 | 1.5 | 0.389 | 0.079 | 0.1087 |
| 60 minute winter | S7 | 3.000 | J2 | 1.9 | 0.469 | 0.076 | 0.1084 |
| 60 minute winter | S8 | 5.000 | J4 | 1.9 | 0.523 | 0.065 | 0.1083 |
| 60 minute winter | S9 | 7.000 | SA3 | 5.7 | 0.479 | 0.430 | 0.2571 |
| 60 minute winter | S10 | 8.000 | SA3 | 5.7 | 0.508 | 0.330 | 0.1441 |
| 60 minute winter | DRIVEWAY 1 | Infiltration | | 0.4 | | | |
| 60 minute winter | DRIVEWAY 2 | Infiltration | | 0.6 | | | |
| 60 minute winter | DRIVEWAY 3 | Infiltration | | 0.4 | | | |
| 60 minute winter | DRIVEWAY 4 | Infiltration | | 0.5 | | | |
| 60 minute winter | DRIVEWAY 5 | Infiltration | | 0.2 | | | |

Results for 30 year +35% CC 60 minute winter. 300 minute analysis at 1 minute timestep. Mass balance: 98.17%

| Node Event | US Node | Peak (mins) | Level (m) | Depth (m) | Inflow (l/s) | Node Vol (m³) | Flood (m³) | Status |
|------------------|------------|-------------|-----------|-----------|--------------|---------------|------------|------------|
| 60 minute winter | DRIVEWAY 6 | 64 | 2.688 | 0.088 | 0.6 | 0.7823 | 0.0000 | OK |
| 60 minute winter | SA1 | 58 | 2.568 | 0.463 | 13.2 | 0.5859 | 0.0000 | FLOOD RISK |
| 60 minute winter | SA2 | 70 | 2.551 | 0.487 | 13.1 | 17.7035 | 0.0000 | OK |
| 60 minute winter | SA3 | 47 | 2.700 | 0.124 | 12.2 | 0.1535 | 0.0000 | OK |
| 60 minute winter | SA4 | 83 | 2.388 | -0.178 | 12.2 | 25.0338 | 0.0000 | OK |
| 60 minute winter | J1 | 55 | 2.594 | 0.366 | 3.0 | 0.4141 | 0.0000 | SURCHARGED |
| 60 minute winter | J2 | 55 | 2.592 | 0.415 | 4.8 | 0.0000 | 0.0000 | SURCHARGED |
| 60 minute winter | J3 | 56 | 2.590 | 0.427 | 7.7 | 0.0000 | 0.0000 | SURCHARGED |
| 60 minute winter | J4 | 57 | 2.582 | 0.449 | 9.6 | 0.0000 | 0.0000 | SURCHARGED |

| Link Event | US Node | Link | DS Node | Outflow (l/s) | Velocity (m/s) | Flow/Cap | Link Vol (m³) |
|------------------|------------|--------------|---------|---------------|----------------|----------|---------------|
| 60 minute winter | DRIVEWAY 6 | Infiltration | | 0.3 | | | |
| 60 minute winter | SA1 | 1.006 | SA2 | 13.1 | 0.743 | 0.974 | 0.1254 |
| 60 minute winter | SA2 | Infiltration | | 3.8 | | | |
| 60 minute winter | SA3 | 7.001 | SA4 | 12.2 | 0.856 | 0.885 | 0.0233 |
| 60 minute winter | SA4 | Infiltration | | 0.8 | | | |
| 60 minute winter | J1 | 1.002 | J2 | 2.9 | 0.285 | 0.216 | 0.1589 |
| 60 minute winter | J2 | 1.003 | J3 | 4.7 | 0.319 | 0.346 | 0.0417 |
| 60 minute winter | J3 | 1.004 | J4 | 7.7 | 0.435 | 0.576 | 0.0936 |
| 60 minute winter | J4 | 1.005 | SA1 | 9.5 | 0.539 | 0.709 | 0.0859 |

Results for 30 year +35% CC 120 minute summer. 360 minute analysis at 2 minute timestep. Mass balance: 98.49%

| Node Event | US Node | Peak (mins) | Level (m) | Depth (m) | Inflow (l/s) | Node Vol (m³) | Flood (m³) | Status |
|-------------------|------------|-------------|-----------|-----------|--------------|---------------|------------|------------|
| 120 minute summer | S1 | 86 | 2.594 | 0.294 | 1.5 | 0.1253 | 0.0000 | SURCHARGED |
| 120 minute summer | S2 | 86 | 2.593 | 0.395 | 2.9 | 0.1529 | 0.0000 | SURCHARGED |
| 120 minute summer | S3 | 86 | 2.590 | 0.240 | 2.7 | 0.1220 | 0.0000 | SURCHARGED |
| 120 minute summer | S4 | 86 | 2.596 | 0.296 | 1.5 | 0.1260 | 0.0000 | SURCHARGED |
| 120 minute summer | S5 | 86 | 2.596 | 0.309 | 1.4 | 0.0491 | 0.0000 | SURCHARGED |
| 120 minute summer | S6 | 86 | 2.595 | 0.295 | 1.5 | 0.1259 | 0.0000 | SURCHARGED |
| 120 minute summer | S7 | 86 | 2.594 | 0.294 | 1.9 | 0.1445 | 0.0000 | SURCHARGED |
| 120 minute summer | S8 | 86 | 2.585 | 0.285 | 1.9 | 0.1403 | 0.0000 | SURCHARGED |
| 120 minute summer | S9 | 76 | 2.766 | 0.066 | 5.3 | 0.0716 | 0.0000 | OK |
| 120 minute summer | S10 | 74 | 2.757 | 0.057 | 5.3 | 0.0621 | 0.0000 | OK |
| 120 minute summer | DRIVEWAY 1 | 102 | 2.798 | 0.198 | 1.3 | 2.2813 | 0.0000 | OK |
| 120 minute summer | DRIVEWAY 2 | 100 | 2.739 | 0.139 | 1.9 | 2.8911 | 0.0000 | OK |
| 120 minute summer | DRIVEWAY 3 | 94 | 2.683 | 0.083 | 0.8 | 1.0048 | 0.0000 | OK |
| 120 minute summer | DRIVEWAY 4 | 94 | 2.675 | 0.075 | 0.9 | 1.1707 | 0.0000 | OK |
| 120 minute summer | DRIVEWAY 5 | 96 | 2.687 | 0.087 | 0.6 | 0.7695 | 0.0000 | OK |

| Link Event | US Node | Link | DS Node | Outflow (l/s) | Velocity (m/s) | Flow/Cap | Link Vol (m³) |
|-------------------|------------|--------------|---------|---------------|----------------|----------|---------------|
| 120 minute summer | S1 | 4.000 | S2 | 1.4 | 0.214 | 0.108 | 0.3165 |
| 120 minute summer | S2 | 4.001 | J3 | 2.9 | 0.240 | 0.211 | 0.1038 |
| 120 minute summer | S3 | 6.000 | SA1 | 2.6 | 0.417 | 0.343 | 0.0959 |
| 120 minute summer | S4 | 1.000 | S5 | 1.4 | 0.311 | 0.105 | 0.0381 |
| 120 minute summer | S5 | 1.001 | J1 | 1.4 | 0.213 | 0.103 | 0.1826 |
| 120 minute summer | S6 | 2.000 | J1 | 1.4 | 0.351 | 0.075 | 0.1087 |
| 120 minute summer | S7 | 3.000 | J2 | 1.8 | 0.369 | 0.072 | 0.1084 |
| 120 minute summer | S8 | 5.000 | J4 | 1.8 | 0.391 | 0.062 | 0.1083 |
| 120 minute summer | S9 | 7.000 | SA3 | 5.3 | 0.469 | 0.400 | 0.2457 |
| 120 minute summer | S10 | 8.000 | SA3 | 5.3 | 0.498 | 0.307 | 0.1378 |
| 120 minute summer | DRIVEWAY 1 | Infiltration | | 0.4 | | | |
| 120 minute summer | DRIVEWAY 2 | Infiltration | | 0.6 | | | |
| 120 minute summer | DRIVEWAY 3 | Infiltration | | 0.4 | | | |
| 120 minute summer | DRIVEWAY 4 | Infiltration | | 0.5 | | | |
| 120 minute summer | DRIVEWAY 5 | Infiltration | | 0.2 | | | |

Results for 30 year +35% CC 120 minute summer. 360 minute analysis at 2 minute timestep. Mass balance: 98.49%

| Node Event | US Node | Peak (mins) | Level (m) | Depth (m) | Inflow (l/s) | Node Vol (m³) | Flood (m³) | Status |
|-------------------|------------|-------------|-----------|-----------|--------------|---------------|------------|------------|
| 120 minute summer | DRIVEWAY 6 | 94 | 2.687 | 0.087 | 0.6 | 0.7676 | 0.0000 | OK |
| 120 minute summer | SA1 | 88 | 2.573 | 0.468 | 12.4 | 0.5920 | 0.0000 | FLOOD RISK |
| 120 minute summer | SA2 | 104 | 2.562 | 0.498 | 12.3 | 18.9414 | 0.0000 | OK |
| 120 minute summer | SA3 | 78 | 2.694 | 0.118 | 11.4 | 0.1469 | 0.0000 | OK |
| 120 minute summer | SA4 | 138 | 2.465 | -0.101 | 11.4 | 28.9625 | 0.0000 | OK |
| 120 minute summer | J1 | 86 | 2.595 | 0.367 | 2.8 | 0.4151 | 0.0000 | SURCHARGED |
| 120 minute summer | J2 | 86 | 2.593 | 0.416 | 4.5 | 0.0000 | 0.0000 | SURCHARGED |
| 120 minute summer | J3 | 86 | 2.592 | 0.429 | 7.3 | 0.0000 | 0.0000 | SURCHARGED |
| 120 minute summer | J4 | 86 | 2.585 | 0.452 | 9.0 | 0.0000 | 0.0000 | SURCHARGED |

| Link Event | US Node | Link | DS Node | Outflow (l/s) | Velocity (m/s) | Flow/Cap | Link Vol (m³) |
|-------------------|------------|--------------|---------|---------------|----------------|----------|---------------|
| 120 minute summer | DRIVEWAY 6 | Infiltration | | 0.3 | | | |
| 120 minute summer | SA1 | 1.006 | SA2 | 12.3 | 0.699 | 0.917 | 0.1254 |
| 120 minute summer | SA2 | Infiltration | | 3.8 | | | |
| 120 minute summer | SA3 | 7.001 | SA4 | 11.4 | 0.834 | 0.827 | 0.0224 |
| 120 minute summer | SA4 | Infiltration | | 0.8 | | | |
| 120 minute summer | J1 | 1.002 | J2 | 2.7 | 0.242 | 0.206 | 0.1589 |
| 120 minute summer | J2 | 1.003 | J3 | 4.4 | 0.306 | 0.326 | 0.0417 |
| 120 minute summer | J3 | 1.004 | J4 | 7.2 | 0.410 | 0.544 | 0.0936 |
| 120 minute summer | J4 | 1.005 | SA1 | 9.0 | 0.508 | 0.668 | 0.0859 |

Results for 30 year +35% CC 120 minute winter. 360 minute analysis at 2 minute timestep. Mass balance: 98.49%

| Node Event | US Node | Peak (mins) | Level (m) | Depth (m) | Inflow (l/s) | Node Vol (m ³) | Flood (m ³) | Status |
|-------------------|------------|-------------|-----------|-----------|--------------|----------------------------|-------------------------|------------|
| 120 minute winter | S1 | 90 | 2.575 | 0.275 | 1.3 | 0.1173 | 0.0000 | SURCHARGED |
| 120 minute winter | S2 | 90 | 2.575 | 0.377 | 2.5 | 0.1458 | 0.0000 | SURCHARGED |
| 120 minute winter | S3 | 88 | 2.572 | 0.222 | 2.3 | 0.1128 | 0.0000 | SURCHARGED |
| 120 minute winter | S4 | 90 | 2.577 | 0.277 | 1.3 | 0.1178 | 0.0000 | SURCHARGED |
| 120 minute winter | S5 | 90 | 2.576 | 0.289 | 1.2 | 0.0460 | 0.0000 | SURCHARGED |
| 120 minute winter | S6 | 90 | 2.576 | 0.276 | 1.3 | 0.1177 | 0.0000 | SURCHARGED |
| 120 minute winter | S7 | 90 | 2.575 | 0.275 | 1.7 | 0.1352 | 0.0000 | SURCHARGED |
| 120 minute winter | S8 | 90 | 2.569 | 0.269 | 1.7 | 0.1324 | 0.0000 | SURCHARGED |
| 120 minute winter | S9 | 76 | 2.761 | 0.061 | 4.7 | 0.0670 | 0.0000 | OK |
| 120 minute winter | S10 | 76 | 2.753 | 0.053 | 4.7 | 0.0582 | 0.0000 | OK |
| 120 minute winter | DRIVEWAY 1 | 108 | 2.793 | 0.193 | 1.2 | 2.2246 | 0.0000 | OK |
| 120 minute winter | DRIVEWAY 2 | 104 | 2.731 | 0.131 | 1.7 | 2.7391 | 0.0000 | OK |
| 120 minute winter | DRIVEWAY 3 | 96 | 2.676 | 0.076 | 0.7 | 0.9283 | 0.0000 | OK |
| 120 minute winter | DRIVEWAY 4 | 96 | 2.670 | 0.070 | 0.8 | 1.1067 | 0.0000 | OK |
| 120 minute winter | DRIVEWAY 5 | 100 | 2.683 | 0.083 | 0.5 | 0.7397 | 0.0000 | OK |

| Link Event | US Node | Link | DS Node | Outflow (l/s) | Velocity (m/s) | Flow/Cap | Link Vol (m ³) |
|-------------------|------------|--------------|---------|---------------|----------------|----------|----------------------------|
| 120 minute winter | S1 | 4.000 | S2 | 1.2 | 0.214 | 0.094 | 0.3165 |
| 120 minute winter | S2 | 4.001 | J3 | 2.5 | 0.306 | 0.183 | 0.1038 |
| 120 minute winter | S3 | 6.000 | SA1 | 2.2 | 0.417 | 0.294 | 0.0959 |
| 120 minute winter | S4 | 1.000 | S5 | 1.2 | 0.310 | 0.091 | 0.0381 |
| 120 minute winter | S5 | 1.001 | J1 | 1.2 | 0.213 | 0.090 | 0.1826 |
| 120 minute winter | S6 | 2.000 | J1 | 1.2 | 0.348 | 0.065 | 0.1087 |
| 120 minute winter | S7 | 3.000 | J2 | 1.6 | 0.362 | 0.065 | 0.1084 |
| 120 minute winter | S8 | 5.000 | J4 | 1.6 | 0.376 | 0.056 | 0.1083 |
| 120 minute winter | S9 | 7.000 | SA3 | 4.7 | 0.454 | 0.354 | 0.2262 |
| 120 minute winter | S10 | 8.000 | SA3 | 4.7 | 0.483 | 0.272 | 0.1269 |
| 120 minute winter | DRIVEWAY 1 | Infiltration | | 0.4 | | | |
| 120 minute winter | DRIVEWAY 2 | Infiltration | | 0.6 | | | |
| 120 minute winter | DRIVEWAY 3 | Infiltration | | 0.4 | | | |
| 120 minute winter | DRIVEWAY 4 | Infiltration | | 0.5 | | | |
| 120 minute winter | DRIVEWAY 5 | Infiltration | | 0.2 | | | |

Results for 30 year +35% CC 120 minute winter. 360 minute analysis at 2 minute timestep. Mass balance: 98.49%

| Node Event | US Node | Peak (mins) | Level (m) | Depth (m) | Inflow (l/s) | Node Vol (m³) | Flood (m³) | Status |
|-------------------|------------|-------------|-----------|-----------|--------------|---------------|------------|------------|
| 120 minute winter | DRIVEWAY 6 | 100 | 2.683 | 0.083 | 0.5 | 0.7377 | 0.0000 | OK |
| 120 minute winter | SA1 | 100 | 2.564 | 0.459 | 10.9 | 0.5801 | 0.0000 | FLOOD RISK |
| 120 minute winter | SA2 | 108 | 2.557 | 0.493 | 10.8 | 18.4253 | 0.0000 | OK |
| 120 minute winter | SA3 | 76 | 2.685 | 0.109 | 10.1 | 0.1358 | 0.0000 | OK |
| 120 minute winter | SA4 | 136 | 2.466 | -0.100 | 10.1 | 29.0227 | 0.0000 | OK |
| 120 minute winter | J1 | 90 | 2.576 | 0.348 | 2.4 | 0.3935 | 0.0000 | SURCHARGED |
| 120 minute winter | J2 | 90 | 2.575 | 0.398 | 4.0 | 0.0000 | 0.0000 | SURCHARGED |
| 120 minute winter | J3 | 90 | 2.574 | 0.411 | 6.4 | 0.0000 | 0.0000 | SURCHARGED |
| 120 minute winter | J4 | 90 | 2.569 | 0.436 | 8.0 | 0.0000 | 0.0000 | SURCHARGED |

| Link Event | US Node | Link | DS Node | Outflow (l/s) | Velocity (m/s) | Flow/Cap | Link Vol (m³) |
|-------------------|------------|--------------|---------|---------------|----------------|----------|---------------|
| 120 minute winter | DRIVEWAY 6 | Infiltration | | 0.2 | | | |
| 120 minute winter | SA1 | 1.006 | SA2 | 10.8 | 0.616 | 0.809 | 0.1254 |
| 120 minute winter | SA2 | Infiltration | | 3.8 | | | |
| 120 minute winter | SA3 | 7.001 | SA4 | 10.1 | 0.799 | 0.732 | 0.0208 |
| 120 minute winter | SA4 | Infiltration | | 0.8 | | | |
| 120 minute winter | J1 | 1.002 | J2 | 2.4 | 0.238 | 0.179 | 0.1589 |
| 120 minute winter | J2 | 1.003 | J3 | 3.9 | 0.295 | 0.287 | 0.0417 |
| 120 minute winter | J3 | 1.004 | J4 | 6.3 | 0.359 | 0.476 | 0.0936 |
| 120 minute winter | J4 | 1.005 | SA1 | 7.9 | 0.448 | 0.589 | 0.0859 |

Results for 30 year +35% CC 180 minute summer. 420 minute analysis at 4 minute timestep. Mass balance: 98.64%

| Node Event | US Node | Peak (mins) | Level (m) | Depth (m) | Inflow (l/s) | Node Vol (m³) | Flood (m³) | Status |
|-------------------|------------|-------------|-----------|-----------|--------------|---------------|------------|------------|
| 180 minute summer | S1 | 120 | 2.578 | 0.278 | 1.3 | 0.1185 | 0.0000 | SURCHARGED |
| 180 minute summer | S2 | 120 | 2.577 | 0.379 | 2.5 | 0.1469 | 0.0000 | SURCHARGED |
| 180 minute summer | S3 | 120 | 2.575 | 0.225 | 2.3 | 0.1144 | 0.0000 | SURCHARGED |
| 180 minute summer | S4 | 120 | 2.579 | 0.279 | 1.3 | 0.1190 | 0.0000 | SURCHARGED |
| 180 minute summer | S5 | 120 | 2.579 | 0.292 | 1.2 | 0.0464 | 0.0000 | SURCHARGED |
| 180 minute summer | S6 | 120 | 2.579 | 0.279 | 1.3 | 0.1189 | 0.0000 | SURCHARGED |
| 180 minute summer | S7 | 120 | 2.578 | 0.278 | 1.6 | 0.1367 | 0.0000 | SURCHARGED |
| 180 minute summer | S8 | 120 | 2.572 | 0.272 | 1.6 | 0.1338 | 0.0000 | SURCHARGED |
| 180 minute summer | S9 | 108 | 2.760 | 0.060 | 4.5 | 0.0654 | 0.0000 | OK |
| 180 minute summer | S10 | 108 | 2.752 | 0.052 | 4.5 | 0.0569 | 0.0000 | OK |
| 180 minute summer | DRIVEWAY 1 | 136 | 2.786 | 0.186 | 1.1 | 2.1405 | 0.0000 | OK |
| 180 minute summer | DRIVEWAY 2 | 136 | 2.728 | 0.128 | 1.6 | 2.6604 | 0.0000 | OK |
| 180 minute summer | DRIVEWAY 3 | 128 | 2.670 | 0.070 | 0.6 | 0.8553 | 0.0000 | OK |
| 180 minute summer | DRIVEWAY 4 | 124 | 2.666 | 0.066 | 0.8 | 1.0409 | 0.0000 | OK |
| 180 minute summer | DRIVEWAY 5 | 132 | 2.682 | 0.082 | 0.5 | 0.7284 | 0.0000 | OK |

| Link Event | US Node | Link | DS Node | Outflow (l/s) | Velocity (m/s) | Flow/Cap | Link Vol (m³) |
|-------------------|------------|--------------|---------|---------------|----------------|----------|---------------|
| 180 minute summer | S1 | 4.000 | S2 | 1.2 | 0.173 | 0.093 | 0.3165 |
| 180 minute summer | S2 | 4.001 | J3 | 2.5 | 0.308 | 0.181 | 0.1038 |
| 180 minute summer | S3 | 6.000 | SA1 | 2.2 | 0.402 | 0.293 | 0.0959 |
| 180 minute summer | S4 | 1.000 | S5 | 1.2 | 0.315 | 0.090 | 0.0381 |
| 180 minute summer | S5 | 1.001 | J1 | 1.2 | 0.205 | 0.088 | 0.1826 |
| 180 minute summer | S6 | 2.000 | J1 | 1.2 | 0.375 | 0.064 | 0.1087 |
| 180 minute summer | S7 | 3.000 | J2 | 1.6 | 0.417 | 0.062 | 0.1084 |
| 180 minute summer | S8 | 5.000 | J4 | 1.6 | 0.456 | 0.053 | 0.1083 |
| 180 minute summer | S9 | 7.000 | SA3 | 4.5 | 0.451 | 0.339 | 0.2188 |
| 180 minute summer | S10 | 8.000 | SA3 | 4.5 | 0.479 | 0.261 | 0.1228 |
| 180 minute summer | DRIVEWAY 1 | Infiltration | | 0.4 | | | |
| 180 minute summer | DRIVEWAY 2 | Infiltration | | 0.6 | | | |
| 180 minute summer | DRIVEWAY 3 | Infiltration | | 0.3 | | | |
| 180 minute summer | DRIVEWAY 4 | Infiltration | | 0.5 | | | |
| 180 minute summer | DRIVEWAY 5 | Infiltration | | 0.2 | | | |

Results for 30 year +35% CC 180 minute summer. 420 minute analysis at 4 minute timestep. Mass balance: 98.64%

| Node Event | US Node | Peak (mins) | Level (m) | Depth (m) | Inflow (l/s) | Node Vol (m³) | Flood (m³) | Status |
|-------------------|------------|-------------|-----------|-----------|--------------|---------------|------------|------------|
| 180 minute summer | DRIVEWAY 6 | 132 | 2.682 | 0.082 | 0.5 | 0.7263 | 0.0000 | OK |
| 180 minute summer | SA1 | 132 | 2.565 | 0.460 | 10.7 | 0.5817 | 0.0000 | FLOOD RISK |
| 180 minute summer | SA2 | 140 | 2.559 | 0.495 | 10.6 | 18.6254 | 0.0000 | OK |
| 180 minute summer | SA3 | 108 | 2.682 | 0.106 | 9.6 | 0.1315 | 0.0000 | OK |
| 180 minute summer | SA4 | 196 | 2.492 | -0.074 | 9.6 | 30.3570 | 0.0000 | OK |
| 180 minute summer | J1 | 120 | 2.579 | 0.351 | 2.4 | 0.3967 | 0.0000 | SURCHARGED |
| 180 minute summer | J2 | 120 | 2.577 | 0.400 | 3.9 | 0.0000 | 0.0000 | SURCHARGED |
| 180 minute summer | J3 | 120 | 2.577 | 0.414 | 6.3 | 0.0000 | 0.0000 | SURCHARGED |
| 180 minute summer | J4 | 120 | 2.572 | 0.439 | 7.8 | 0.0000 | 0.0000 | SURCHARGED |

| Link Event | US Node | Link | DS Node | Outflow (l/s) | Velocity (m/s) | Flow/Cap | Link Vol (m³) |
|-------------------|------------|--------------|---------|---------------|----------------|----------|---------------|
| 180 minute summer | DRIVEWAY 6 | Infiltration | | 0.2 | | | |
| 180 minute summer | SA1 | 1.006 | SA2 | 10.6 | 0.605 | 0.794 | 0.1254 |
| 180 minute summer | SA2 | Infiltration | | 3.8 | | | |
| 180 minute summer | SA3 | 7.001 | SA4 | 9.6 | 0.785 | 0.696 | 0.0201 |
| 180 minute summer | SA4 | Infiltration | | 0.8 | | | |
| 180 minute summer | J1 | 1.002 | J2 | 2.3 | 0.239 | 0.176 | 0.1589 |
| 180 minute summer | J2 | 1.003 | J3 | 3.8 | 0.259 | 0.280 | 0.0417 |
| 180 minute summer | J3 | 1.004 | J4 | 6.2 | 0.353 | 0.468 | 0.0936 |
| 180 minute summer | J4 | 1.005 | SA1 | 7.7 | 0.437 | 0.574 | 0.0859 |

Results for 30 year +35% CC 180 minute winter. 420 minute analysis at 4 minute timestep. Mass balance: 98.64%

| Node Event | US Node | Peak (mins) | Level (m) | Depth (m) | Inflow (l/s) | Node Vol (m ³) | Flood (m ³) | Status |
|-------------------|------------|-------------|-----------|-----------|--------------|----------------------------|-------------------------|------------|
| 180 minute winter | S1 | 136 | 2.556 | 0.256 | 1.1 | 0.1090 | 0.0000 | SURCHARGED |
| 180 minute winter | S2 | 136 | 2.556 | 0.358 | 2.2 | 0.1384 | 0.0000 | SURCHARGED |
| 180 minute winter | S3 | 136 | 2.554 | 0.204 | 1.8 | 0.1040 | 0.0000 | SURCHARGED |
| 180 minute winter | S4 | 132 | 2.556 | 0.256 | 1.1 | 0.1092 | 0.0000 | SURCHARGED |
| 180 minute winter | S5 | 136 | 2.556 | 0.269 | 1.1 | 0.0428 | 0.0000 | SURCHARGED |
| 180 minute winter | S6 | 136 | 2.556 | 0.256 | 1.1 | 0.1091 | 0.0000 | SURCHARGED |
| 180 minute winter | S7 | 136 | 2.556 | 0.256 | 1.3 | 0.1258 | 0.0000 | SURCHARGED |
| 180 minute winter | S8 | 136 | 2.554 | 0.254 | 1.3 | 0.1248 | 0.0000 | SURCHARGED |
| 180 minute winter | S9 | 108 | 2.754 | 0.054 | 3.7 | 0.0589 | 0.0000 | OK |
| 180 minute winter | S10 | 108 | 2.747 | 0.047 | 3.7 | 0.0514 | 0.0000 | OK |
| 180 minute winter | DRIVEWAY 1 | 148 | 2.779 | 0.179 | 0.9 | 2.0623 | 0.0000 | OK |
| 180 minute winter | DRIVEWAY 2 | 140 | 2.713 | 0.113 | 1.3 | 2.3476 | 0.0000 | OK |
| 180 minute winter | DRIVEWAY 3 | 132 | 2.663 | 0.063 | 0.5 | 0.7693 | 0.0000 | OK |
| 180 minute winter | DRIVEWAY 4 | 128 | 2.659 | 0.059 | 0.7 | 0.9316 | 0.0000 | OK |
| 180 minute winter | DRIVEWAY 5 | 132 | 2.669 | 0.069 | 0.4 | 0.6141 | 0.0000 | OK |

| Link Event | US Node | Link | DS Node | Outflow (l/s) | Velocity (m/s) | Flow/Cap | Link Vol (m ³) |
|-------------------|------------|--------------|---------|---------------|----------------|----------|----------------------------|
| 180 minute winter | S1 | 4.000 | S2 | 1.1 | 0.174 | 0.079 | 0.3165 |
| 180 minute winter | S2 | 4.001 | J3 | 2.1 | 0.208 | 0.155 | 0.1038 |
| 180 minute winter | S3 | 6.000 | SA1 | 1.8 | 0.402 | 0.231 | 0.0959 |
| 180 minute winter | S4 | 1.000 | S5 | 1.1 | 0.314 | 0.077 | 0.0381 |
| 180 minute winter | S5 | 1.001 | J1 | 1.0 | 0.206 | 0.075 | 0.1826 |
| 180 minute winter | S6 | 2.000 | J1 | 1.1 | 0.379 | 0.055 | 0.1087 |
| 180 minute winter | S7 | 3.000 | J2 | 1.3 | 0.417 | 0.051 | 0.1084 |
| 180 minute winter | S8 | 5.000 | J4 | 1.3 | 0.451 | 0.043 | 0.1083 |
| 180 minute winter | S9 | 7.000 | SA3 | 3.7 | 0.430 | 0.279 | 0.1898 |
| 180 minute winter | S10 | 8.000 | SA3 | 3.7 | 0.458 | 0.214 | 0.1065 |
| 180 minute winter | DRIVEWAY 1 | Infiltration | | 0.3 | | | |
| 180 minute winter | DRIVEWAY 2 | Infiltration | | 0.6 | | | |
| 180 minute winter | DRIVEWAY 3 | Infiltration | | 0.3 | | | |
| 180 minute winter | DRIVEWAY 4 | Infiltration | | 0.5 | | | |
| 180 minute winter | DRIVEWAY 5 | Infiltration | | 0.2 | | | |

Results for 30 year +35% CC 180 minute winter. 420 minute analysis at 4 minute timestep. Mass balance: 98.64%

| Node Event | US Node | Peak (mins) | Level (m) | Depth (m) | Inflow (l/s) | Node Vol (m³) | Flood (m³) | Status |
|-------------------|------------|-------------|-----------|-----------|--------------|---------------|------------|------------|
| 180 minute winter | DRIVEWAY 6 | 132 | 2.669 | 0.069 | 0.4 | 0.6129 | 0.0000 | OK |
| 180 minute winter | SA1 | 140 | 2.551 | 0.446 | 8.9 | 0.5637 | 0.0000 | FLOOD RISK |
| 180 minute winter | SA2 | 144 | 2.545 | 0.481 | 8.9 | 17.0236 | 0.0000 | OK |
| 180 minute winter | SA3 | 108 | 2.669 | 0.093 | 7.9 | 0.1160 | 0.0000 | OK |
| 180 minute winter | SA4 | 192 | 2.499 | -0.067 | 7.9 | 30.7041 | 0.0000 | OK |
| 180 minute winter | J1 | 136 | 2.556 | 0.328 | 2.1 | 0.3710 | 0.0000 | SURCHARGED |
| 180 minute winter | J2 | 136 | 2.556 | 0.379 | 3.3 | 0.0000 | 0.0000 | SURCHARGED |
| 180 minute winter | J3 | 136 | 2.555 | 0.392 | 5.3 | 0.0000 | 0.0000 | SURCHARGED |
| 180 minute winter | J4 | 136 | 2.554 | 0.421 | 6.5 | 0.0000 | 0.0000 | SURCHARGED |

| Link Event | US Node | Link | DS Node | Outflow (l/s) | Velocity (m/s) | Flow/Cap | Link Vol (m³) |
|-------------------|------------|--------------|---------|---------------|----------------|----------|---------------|
| 180 minute winter | DRIVEWAY 6 | Infiltration | | 0.2 | | | |
| 180 minute winter | SA1 | 1.006 | SA2 | 8.9 | 0.504 | 0.661 | 0.1254 |
| 180 minute winter | SA2 | Infiltration | | 3.8 | | | |
| 180 minute winter | SA3 | 7.001 | SA4 | 7.9 | 0.744 | 0.573 | 0.0175 |
| 180 minute winter | SA4 | Infiltration | | 0.8 | | | |
| 180 minute winter | J1 | 1.002 | J2 | 2.0 | 0.239 | 0.151 | 0.1589 |
| 180 minute winter | J2 | 1.003 | J3 | 3.2 | 0.259 | 0.236 | 0.0417 |
| 180 minute winter | J3 | 1.004 | J4 | 5.3 | 0.321 | 0.397 | 0.0936 |
| 180 minute winter | J4 | 1.005 | SA1 | 6.5 | 0.368 | 0.484 | 0.0859 |

Results for 30 year +35% CC 240 minute summer. 480 minute analysis at 4 minute timestep. Mass balance: 98.73%

| Node Event | US Node | Peak (mins) | Level (m) | Depth (m) | Inflow (l/s) | Node Vol (m³) | Flood (m³) | Status |
|-------------------|------------|-------------|-----------|-----------|--------------|---------------|------------|------------|
| 240 minute summer | S1 | 152 | 2.561 | 0.261 | 1.1 | 0.1111 | 0.0000 | SURCHARGED |
| 240 minute summer | S2 | 152 | 2.560 | 0.362 | 2.2 | 0.1402 | 0.0000 | SURCHARGED |
| 240 minute summer | S3 | 152 | 2.557 | 0.207 | 2.0 | 0.1056 | 0.0000 | SURCHARGED |
| 240 minute summer | S4 | 152 | 2.562 | 0.262 | 1.1 | 0.1115 | 0.0000 | SURCHARGED |
| 240 minute summer | S5 | 152 | 2.562 | 0.275 | 1.1 | 0.0437 | 0.0000 | SURCHARGED |
| 240 minute summer | S6 | 152 | 2.561 | 0.261 | 1.1 | 0.1114 | 0.0000 | SURCHARGED |
| 240 minute summer | S7 | 152 | 2.560 | 0.260 | 1.4 | 0.1281 | 0.0000 | SURCHARGED |
| 240 minute summer | S8 | 152 | 2.556 | 0.256 | 1.4 | 0.1259 | 0.0000 | SURCHARGED |
| 240 minute summer | S9 | 136 | 2.756 | 0.056 | 4.0 | 0.0613 | 0.0000 | OK |
| 240 minute summer | S10 | 136 | 2.749 | 0.049 | 4.0 | 0.0535 | 0.0000 | OK |
| 240 minute summer | DRIVEWAY 1 | 172 | 2.781 | 0.181 | 1.0 | 2.0820 | 0.0000 | OK |
| 240 minute summer | DRIVEWAY 2 | 168 | 2.715 | 0.115 | 1.4 | 2.3985 | 0.0000 | OK |
| 240 minute summer | DRIVEWAY 3 | 160 | 2.666 | 0.066 | 0.6 | 0.7989 | 0.0000 | OK |
| 240 minute summer | DRIVEWAY 4 | 156 | 2.660 | 0.060 | 0.7 | 0.9424 | 0.0000 | OK |
| 240 minute summer | DRIVEWAY 5 | 160 | 2.670 | 0.070 | 0.4 | 0.6176 | 0.0000 | OK |

| Link Event | US Node | Link | DS Node | Outflow (l/s) | Velocity (m/s) | Flow/Cap | Link Vol (m³) |
|-------------------|------------|--------------|---------|---------------|----------------|----------|---------------|
| 240 minute summer | S1 | 4.000 | S2 | 1.1 | 0.174 | 0.080 | 0.3165 |
| 240 minute summer | S2 | 4.001 | J3 | 2.1 | 0.208 | 0.156 | 0.1038 |
| 240 minute summer | S3 | 6.000 | SA1 | 2.0 | 0.338 | 0.255 | 0.0959 |
| 240 minute summer | S4 | 1.000 | S5 | 1.1 | 0.314 | 0.077 | 0.0381 |
| 240 minute summer | S5 | 1.001 | J1 | 1.0 | 0.177 | 0.077 | 0.1826 |
| 240 minute summer | S6 | 2.000 | J1 | 1.1 | 0.379 | 0.055 | 0.1087 |
| 240 minute summer | S7 | 3.000 | J2 | 1.4 | 0.417 | 0.054 | 0.1084 |
| 240 minute summer | S8 | 5.000 | J4 | 1.4 | 0.458 | 0.046 | 0.1083 |
| 240 minute summer | S9 | 7.000 | SA3 | 4.0 | 0.436 | 0.301 | 0.2014 |
| 240 minute summer | S10 | 8.000 | SA3 | 4.0 | 0.463 | 0.231 | 0.1131 |
| 240 minute summer | DRIVEWAY 1 | Infiltration | | 0.3 | | | |
| 240 minute summer | DRIVEWAY 2 | Infiltration | | 0.6 | | | |
| 240 minute summer | DRIVEWAY 3 | Infiltration | | 0.3 | | | |
| 240 minute summer | DRIVEWAY 4 | Infiltration | | 0.5 | | | |
| 240 minute summer | DRIVEWAY 5 | Infiltration | | 0.2 | | | |

Results for 30 year +35% CC 240 minute summer. 480 minute analysis at 4 minute timestep. Mass balance: 98.73%

| Node Event | US Node | Peak (mins) | Level (m) | Depth (m) | Inflow (l/s) | Node Vol (m ³) | Flood (m ³) | Status |
|-------------------|------------|-------------|-----------|-----------|--------------|----------------------------|-------------------------|------------|
| 240 minute summer | DRIVEWAY 6 | 160 | 2.670 | 0.070 | 0.4 | 0.6165 | 0.0000 | OK |
| 240 minute summer | SA1 | 168 | 2.552 | 0.447 | 9.3 | 0.5657 | 0.0000 | FLOOD RISK |
| 240 minute summer | SA2 | 172 | 2.547 | 0.483 | 9.2 | 17.2360 | 0.0000 | OK |
| 240 minute summer | SA3 | 136 | 2.675 | 0.099 | 8.6 | 0.1224 | 0.0000 | OK |
| 240 minute summer | SA4 | 248 | 2.507 | -0.059 | 8.6 | 31.1399 | 0.0000 | OK |
| 240 minute summer | J1 | 152 | 2.561 | 0.333 | 2.1 | 0.3769 | 0.0000 | SURCHARGED |
| 240 minute summer | J2 | 152 | 2.560 | 0.383 | 3.3 | 0.0000 | 0.0000 | SURCHARGED |
| 240 minute summer | J3 | 152 | 2.560 | 0.397 | 5.4 | 0.0000 | 0.0000 | SURCHARGED |
| 240 minute summer | J4 | 152 | 2.556 | 0.423 | 6.7 | 0.0000 | 0.0000 | SURCHARGED |

| Link Event | US Node | Link | DS Node | Outflow (l/s) | Velocity (m/s) | Flow/Cap | Link Vol (m ³) |
|-------------------|------------|--------------|---------|---------------|----------------|----------|----------------------------|
| 240 minute summer | DRIVEWAY 6 | Infiltration | | 0.2 | | | |
| 240 minute summer | SA1 | 1.006 | SA2 | 9.2 | 0.525 | 0.689 | 0.1254 |
| 240 minute summer | SA2 | Infiltration | | 3.8 | | | |
| 240 minute summer | SA3 | 7.001 | SA4 | 8.6 | 0.757 | 0.621 | 0.0186 |
| 240 minute summer | SA4 | Infiltration | | 0.8 | | | |
| 240 minute summer | J1 | 1.002 | J2 | 2.0 | 0.239 | 0.153 | 0.1589 |
| 240 minute summer | J2 | 1.003 | J3 | 3.3 | 0.259 | 0.243 | 0.0417 |
| 240 minute summer | J3 | 1.004 | J4 | 5.4 | 0.321 | 0.403 | 0.0936 |
| 240 minute summer | J4 | 1.005 | SA1 | 6.7 | 0.378 | 0.497 | 0.0859 |

Results for 30 year +35% CC 240 minute winter. 480 minute analysis at 4 minute timestep. Mass balance: 98.74%

| Node Event | US Node | Peak (mins) | Level (m) | Depth (m) | Inflow (l/s) | Node Vol (m³) | Flood (m³) | Status |
|-------------------|------------|-------------|-----------|-----------|--------------|---------------|------------|------------|
| 240 minute winter | S1 | 168 | 2.543 | 0.243 | 0.9 | 0.1035 | 0.0000 | SURCHARGED |
| 240 minute winter | S2 | 168 | 2.543 | 0.345 | 1.8 | 0.1334 | 0.0000 | SURCHARGED |
| 240 minute winter | S3 | 168 | 2.541 | 0.191 | 1.5 | 0.0975 | 0.0000 | SURCHARGED |
| 240 minute winter | S4 | 168 | 2.543 | 0.243 | 0.9 | 0.1036 | 0.0000 | SURCHARGED |
| 240 minute winter | S5 | 168 | 2.543 | 0.256 | 0.9 | 0.0407 | 0.0000 | SURCHARGED |
| 240 minute winter | S6 | 168 | 2.543 | 0.243 | 0.9 | 0.1036 | 0.0000 | SURCHARGED |
| 240 minute winter | S7 | 168 | 2.543 | 0.243 | 1.1 | 0.1194 | 0.0000 | SURCHARGED |
| 240 minute winter | S8 | 168 | 2.541 | 0.241 | 1.1 | 0.1184 | 0.0000 | SURCHARGED |
| 240 minute winter | S9 | 136 | 2.749 | 0.049 | 3.1 | 0.0536 | 0.0000 | OK |
| 240 minute winter | S10 | 136 | 2.743 | 0.043 | 3.1 | 0.0469 | 0.0000 | OK |
| 240 minute winter | DRIVEWAY 1 | 180 | 2.756 | 0.156 | 0.8 | 1.7898 | 0.0000 | OK |
| 240 minute winter | DRIVEWAY 2 | 172 | 2.700 | 0.100 | 1.1 | 2.0840 | 0.0000 | OK |
| 240 minute winter | DRIVEWAY 3 | 160 | 2.652 | 0.052 | 0.4 | 0.6287 | 0.0000 | OK |
| 240 minute winter | DRIVEWAY 4 | 160 | 2.649 | 0.049 | 0.6 | 0.7747 | 0.0000 | OK |
| 240 minute winter | DRIVEWAY 5 | 164 | 2.658 | 0.058 | 0.3 | 0.5101 | 0.0000 | OK |

| Link Event | US Node | Link | DS Node | Outflow (l/s) | Velocity (m/s) | Flow/Cap | Link Vol (m³) |
|-------------------|------------|--------------|---------|---------------|----------------|----------|---------------|
| 240 minute winter | S1 | 4.000 | S2 | 0.9 | 0.174 | 0.065 | 0.3165 |
| 240 minute winter | S2 | 4.001 | J3 | 1.7 | 0.208 | 0.128 | 0.1038 |
| 240 minute winter | S3 | 6.000 | SA1 | 1.5 | 0.338 | 0.192 | 0.0959 |
| 240 minute winter | S4 | 1.000 | S5 | 0.9 | 0.314 | 0.063 | 0.0381 |
| 240 minute winter | S5 | 1.001 | J1 | 0.8 | 0.178 | 0.063 | 0.1826 |
| 240 minute winter | S6 | 2.000 | J1 | 0.9 | 0.379 | 0.045 | 0.1087 |
| 240 minute winter | S7 | 3.000 | J2 | 1.1 | 0.417 | 0.042 | 0.1084 |
| 240 minute winter | S8 | 5.000 | J4 | 1.1 | 0.451 | 0.036 | 0.1083 |
| 240 minute winter | S9 | 7.000 | SA3 | 3.1 | 0.414 | 0.234 | 0.1659 |
| 240 minute winter | S10 | 8.000 | SA3 | 3.1 | 0.441 | 0.180 | 0.0931 |
| 240 minute winter | DRIVEWAY 1 | Infiltration | | 0.3 | | | |
| 240 minute winter | DRIVEWAY 2 | Infiltration | | 0.6 | | | |
| 240 minute winter | DRIVEWAY 3 | Infiltration | | 0.3 | | | |
| 240 minute winter | DRIVEWAY 4 | Infiltration | | 0.4 | | | |
| 240 minute winter | DRIVEWAY 5 | Infiltration | | 0.2 | | | |

Results for 30 year +35% CC 240 minute winter. 480 minute analysis at 4 minute timestep. Mass balance: 98.74%

| Node Event | US Node | Peak (mins) | Level (m) | Depth (m) | Inflow (l/s) | Node Vol (m³) | Flood (m³) | Status |
|-------------------|------------|-------------|-----------|-----------|--------------|---------------|------------|------------|
| 240 minute winter | DRIVEWAY 6 | 164 | 2.658 | 0.058 | 0.3 | 0.5097 | 0.0000 | OK |
| 240 minute winter | SA1 | 172 | 2.538 | 0.433 | 7.5 | 0.5480 | 0.0000 | SURCHARGED |
| 240 minute winter | SA2 | 180 | 2.533 | 0.469 | 7.4 | 15.6333 | 0.0000 | OK |
| 240 minute winter | SA3 | 140 | 2.659 | 0.083 | 6.6 | 0.1035 | 0.0000 | OK |
| 240 minute winter | SA4 | 244 | 2.513 | -0.053 | 6.6 | 31.4550 | 0.0000 | OK |
| 240 minute winter | J1 | 168 | 2.543 | 0.315 | 1.7 | 0.3563 | 0.0000 | SURCHARGED |
| 240 minute winter | J2 | 168 | 2.543 | 0.366 | 2.7 | 0.0000 | 0.0000 | SURCHARGED |
| 240 minute winter | J3 | 168 | 2.542 | 0.379 | 4.4 | 0.0000 | 0.0000 | SURCHARGED |
| 240 minute winter | J4 | 168 | 2.541 | 0.408 | 5.5 | 0.0000 | 0.0000 | SURCHARGED |

| Link Event | US Node | Link | DS Node | Outflow (l/s) | Velocity (m/s) | Flow/Cap | Link Vol (m³) |
|-------------------|------------|--------------|---------|---------------|----------------|----------|---------------|
| 240 minute winter | DRIVEWAY 6 | Infiltration | | 0.2 | | | |
| 240 minute winter | SA1 | 1.006 | SA2 | 7.4 | 0.422 | 0.554 | 0.1254 |
| 240 minute winter | SA2 | Infiltration | | 3.7 | | | |
| 240 minute winter | SA3 | 7.001 | SA4 | 6.6 | 0.713 | 0.479 | 0.0152 |
| 240 minute winter | SA4 | Infiltration | | 0.8 | | | |
| 240 minute winter | J1 | 1.002 | J2 | 1.7 | 0.239 | 0.126 | 0.1589 |
| 240 minute winter | J2 | 1.003 | J3 | 2.7 | 0.259 | 0.199 | 0.0417 |
| 240 minute winter | J3 | 1.004 | J4 | 4.4 | 0.321 | 0.333 | 0.0936 |
| 240 minute winter | J4 | 1.005 | SA1 | 5.5 | 0.310 | 0.407 | 0.0859 |

Results for 30 year +35% CC 360 minute summer. 600 minute analysis at 8 minute timestep. Mass balance: 98.83%

| Node Event | US Node | Peak (mins) | Level (m) | Depth (m) | Inflow (l/s) | Node Vol (m³) | Flood (m³) | Status |
|-------------------|------------|-------------|-----------|-----------|--------------|---------------|------------|------------|
| 360 minute summer | S1 | 224 | 2.536 | 0.236 | 0.9 | 0.1006 | 0.0000 | SURCHARGED |
| 360 minute summer | S2 | 224 | 2.536 | 0.338 | 1.8 | 0.1307 | 0.0000 | SURCHARGED |
| 360 minute summer | S3 | 224 | 2.535 | 0.185 | 1.6 | 0.0940 | 0.0000 | SURCHARGED |
| 360 minute summer | S4 | 224 | 2.536 | 0.236 | 0.9 | 0.1007 | 0.0000 | SURCHARGED |
| 360 minute summer | S5 | 224 | 2.536 | 0.249 | 0.9 | 0.0397 | 0.0000 | SURCHARGED |
| 360 minute summer | S6 | 224 | 2.536 | 0.236 | 0.9 | 0.1007 | 0.0000 | SURCHARGED |
| 360 minute summer | S7 | 224 | 2.536 | 0.236 | 1.1 | 0.1161 | 0.0000 | SURCHARGED |
| 360 minute summer | S8 | 224 | 2.534 | 0.234 | 1.1 | 0.1151 | 0.0000 | SURCHARGED |
| 360 minute summer | S9 | 200 | 2.749 | 0.049 | 3.1 | 0.0536 | 0.0000 | OK |
| 360 minute summer | S10 | 200 | 2.743 | 0.043 | 3.1 | 0.0469 | 0.0000 | OK |
| 360 minute summer | DRIVEWAY 1 | 240 | 2.750 | 0.150 | 0.8 | 1.7200 | 0.0000 | OK |
| 360 minute summer | DRIVEWAY 2 | 232 | 2.694 | 0.094 | 1.1 | 1.9680 | 0.0000 | OK |
| 360 minute summer | DRIVEWAY 3 | 216 | 2.648 | 0.048 | 0.4 | 0.5859 | 0.0000 | OK |
| 360 minute summer | DRIVEWAY 4 | 216 | 2.649 | 0.049 | 0.6 | 0.7702 | 0.0000 | OK |
| 360 minute summer | DRIVEWAY 5 | 224 | 2.655 | 0.055 | 0.3 | 0.4902 | 0.0000 | OK |

| Link Event | US Node | Link | DS Node | Outflow (l/s) | Velocity (m/s) | Flow/Cap | Link Vol (m³) |
|-------------------|------------|--------------|---------|---------------|----------------|----------|---------------|
| 360 minute summer | S1 | 4.000 | S2 | 0.9 | 0.173 | 0.065 | 0.3165 |
| 360 minute summer | S2 | 4.001 | J3 | 1.7 | 0.204 | 0.127 | 0.1038 |
| 360 minute summer | S3 | 6.000 | SA1 | 1.6 | 0.338 | 0.205 | 0.0959 |
| 360 minute summer | S4 | 1.000 | S5 | 0.9 | 0.240 | 0.063 | 0.0381 |
| 360 minute summer | S5 | 1.001 | J1 | 0.8 | 0.172 | 0.062 | 0.1826 |
| 360 minute summer | S6 | 2.000 | J1 | 0.9 | 0.258 | 0.045 | 0.1087 |
| 360 minute summer | S7 | 3.000 | J2 | 1.1 | 0.291 | 0.042 | 0.1084 |
| 360 minute summer | S8 | 5.000 | J4 | 1.1 | 0.304 | 0.036 | 0.1083 |
| 360 minute summer | S9 | 7.000 | SA3 | 3.1 | 0.414 | 0.234 | 0.1659 |
| 360 minute summer | S10 | 8.000 | SA3 | 3.1 | 0.441 | 0.180 | 0.0931 |
| 360 minute summer | DRIVEWAY 1 | Infiltration | | 0.3 | | | |
| 360 minute summer | DRIVEWAY 2 | Infiltration | | 0.6 | | | |
| 360 minute summer | DRIVEWAY 3 | Infiltration | | 0.3 | | | |
| 360 minute summer | DRIVEWAY 4 | Infiltration | | 0.4 | | | |
| 360 minute summer | DRIVEWAY 5 | Infiltration | | 0.2 | | | |

Results for 30 year +35% CC 360 minute summer. 600 minute analysis at 8 minute timestep. Mass balance: 98.83%

| Node Event | US Node | Peak (mins) | Level (m) | Depth (m) | Inflow (l/s) | Node Vol (m³) | Flood (m³) | Status |
|-------------------|------------|-------------|-----------|-----------|--------------|---------------|------------|------------|
| 360 minute summer | DRIVEWAY 6 | 224 | 2.655 | 0.055 | 0.3 | 0.4900 | 0.0000 | OK |
| 360 minute summer | SA1 | 232 | 2.531 | 0.426 | 7.6 | 0.5391 | 0.0000 | SURCHARGED |
| 360 minute summer | SA2 | 232 | 2.526 | 0.462 | 7.5 | 14.8587 | 0.0000 | OK |
| 360 minute summer | SA3 | 200 | 2.659 | 0.083 | 6.6 | 0.1035 | 0.0000 | OK |
| 360 minute summer | SA4 | 336 | 2.494 | -0.072 | 6.6 | 30.4650 | 0.0000 | OK |
| 360 minute summer | J1 | 224 | 2.536 | 0.308 | 1.7 | 0.3487 | 0.0000 | SURCHARGED |
| 360 minute summer | J2 | 224 | 2.536 | 0.359 | 2.7 | 0.0000 | 0.0000 | SURCHARGED |
| 360 minute summer | J3 | 224 | 2.536 | 0.373 | 4.4 | 0.0000 | 0.0000 | SURCHARGED |
| 360 minute summer | J4 | 224 | 2.534 | 0.401 | 5.5 | 0.0000 | 0.0000 | SURCHARGED |

| Link Event | US Node | Link | DS Node | Outflow (l/s) | Velocity (m/s) | Flow/Cap | Link Vol (m³) |
|-------------------|------------|--------------|---------|---------------|----------------|----------|---------------|
| 360 minute summer | DRIVEWAY 6 | Infiltration | | 0.2 | | | |
| 360 minute summer | SA1 | 1.006 | SA2 | 7.5 | 0.429 | 0.562 | 0.1254 |
| 360 minute summer | SA2 | Infiltration | | 3.7 | | | |
| 360 minute summer | SA3 | 7.001 | SA4 | 6.6 | 0.713 | 0.479 | 0.0152 |
| 360 minute summer | SA4 | Infiltration | | 0.8 | | | |
| 360 minute summer | J1 | 1.002 | J2 | 1.7 | 0.230 | 0.125 | 0.1589 |
| 360 minute summer | J2 | 1.003 | J3 | 2.7 | 0.285 | 0.198 | 0.0417 |
| 360 minute summer | J3 | 1.004 | J4 | 4.4 | 0.269 | 0.331 | 0.0936 |
| 360 minute summer | J4 | 1.005 | SA1 | 5.4 | 0.308 | 0.405 | 0.0859 |

Results for 30 year +35% CC 360 minute winter. 600 minute analysis at 8 minute timestep. Mass balance: 98.81%

| Node Event | US Node | Peak (mins) | Level (m) | Depth (m) | Inflow (l/s) | Node Vol (m ³) | Flood (m ³) | Status |
|-------------------|------------|-------------|-----------|-----------|--------------|----------------------------|-------------------------|------------|
| 360 minute winter | S1 | 232 | 2.504 | 0.204 | 0.7 | 0.0870 | 0.0000 | SURCHARGED |
| 360 minute winter | S2 | 232 | 2.504 | 0.306 | 1.4 | 0.1184 | 0.0000 | SURCHARGED |
| 360 minute winter | S3 | 232 | 2.504 | 0.154 | 1.1 | 0.0782 | 0.0000 | SURCHARGED |
| 360 minute winter | S4 | 232 | 2.505 | 0.205 | 0.7 | 0.0871 | 0.0000 | SURCHARGED |
| 360 minute winter | S5 | 232 | 2.504 | 0.217 | 0.7 | 0.0346 | 0.0000 | SURCHARGED |
| 360 minute winter | S6 | 232 | 2.504 | 0.204 | 0.7 | 0.0871 | 0.0000 | SURCHARGED |
| 360 minute winter | S7 | 232 | 2.504 | 0.204 | 0.8 | 0.1004 | 0.0000 | SURCHARGED |
| 360 minute winter | S8 | 232 | 2.503 | 0.203 | 0.8 | 0.0997 | 0.0000 | SURCHARGED |
| 360 minute winter | S9 | 200 | 2.742 | 0.042 | 2.3 | 0.0460 | 0.0000 | OK |
| 360 minute winter | S10 | 200 | 2.737 | 0.037 | 2.3 | 0.0403 | 0.0000 | OK |
| 360 minute winter | DRIVEWAY 1 | 248 | 2.726 | 0.126 | 0.6 | 1.4513 | 0.0000 | OK |
| 360 minute winter | DRIVEWAY 2 | 232 | 2.667 | 0.067 | 0.8 | 1.3981 | 0.0000 | OK |
| 360 minute winter | DRIVEWAY 3 | 224 | 2.641 | 0.041 | 0.3 | 0.5006 | 0.0000 | OK |
| 360 minute winter | DRIVEWAY 4 | 216 | 2.640 | 0.040 | 0.4 | 0.6306 | 0.0000 | OK |
| 360 minute winter | DRIVEWAY 5 | 240 | 2.640 | 0.040 | 0.2 | 0.3584 | 0.0000 | OK |

| Link Event | US Node | Link | DS Node | Outflow (l/s) | Velocity (m/s) | Flow/Cap | Link Vol (m ³) |
|-------------------|------------|--------------|---------|---------------|----------------|----------|----------------------------|
| 360 minute winter | S1 | 4.000 | S2 | 0.7 | 0.173 | 0.051 | 0.3165 |
| 360 minute winter | S2 | 4.001 | J3 | 1.4 | 0.204 | 0.100 | 0.1038 |
| 360 minute winter | S3 | 6.000 | SA1 | 1.1 | 0.338 | 0.142 | 0.0959 |
| 360 minute winter | S4 | 1.000 | S5 | 0.7 | 0.240 | 0.050 | 0.0381 |
| 360 minute winter | S5 | 1.001 | J1 | 0.7 | 0.172 | 0.050 | 0.1826 |
| 360 minute winter | S6 | 2.000 | J1 | 0.7 | 0.258 | 0.036 | 0.1087 |
| 360 minute winter | S7 | 3.000 | J2 | 0.8 | 0.291 | 0.031 | 0.1084 |
| 360 minute winter | S8 | 5.000 | J4 | 0.8 | 0.304 | 0.027 | 0.1083 |
| 360 minute winter | S9 | 7.000 | SA3 | 2.3 | 0.385 | 0.173 | 0.1327 |
| 360 minute winter | S10 | 8.000 | SA3 | 2.3 | 0.411 | 0.133 | 0.0745 |
| 360 minute winter | DRIVEWAY 1 | Infiltration | | 0.3 | | | |
| 360 minute winter | DRIVEWAY 2 | Infiltration | | 0.6 | | | |
| 360 minute winter | DRIVEWAY 3 | Infiltration | | 0.3 | | | |
| 360 minute winter | DRIVEWAY 4 | Infiltration | | 0.4 | | | |
| 360 minute winter | DRIVEWAY 5 | Infiltration | | 0.2 | | | |

Results for 30 year +35% CC 360 minute winter. 600 minute analysis at 8 minute timestep. Mass balance: 98.81%

| Node Event | US Node | Peak (mins) | Level (m) | Depth (m) | Inflow (l/s) | Node Vol (m³) | Flood (m³) | Status |
|-------------------|------------|-------------|-----------|-----------|--------------|---------------|------------|------------|
| 360 minute winter | DRIVEWAY 6 | 240 | 2.640 | 0.040 | 0.2 | 0.3584 | 0.0000 | OK |
| 360 minute winter | SA1 | 240 | 2.501 | 0.396 | 5.7 | 0.5005 | 0.0000 | SURCHARGED |
| 360 minute winter | SA2 | 240 | 2.496 | 0.432 | 5.7 | 11.4333 | 0.0000 | OK |
| 360 minute winter | SA3 | 200 | 2.646 | 0.070 | 4.9 | 0.0865 | 0.0000 | OK |
| 360 minute winter | SA4 | 344 | 2.498 | -0.068 | 4.9 | 30.6927 | 0.0000 | OK |
| 360 minute winter | J1 | 232 | 2.504 | 0.276 | 1.3 | 0.3126 | 0.0000 | SURCHARGED |
| 360 minute winter | J2 | 232 | 2.504 | 0.327 | 2.1 | 0.0000 | 0.0000 | SURCHARGED |
| 360 minute winter | J3 | 232 | 2.504 | 0.341 | 3.5 | 0.0000 | 0.0000 | SURCHARGED |
| 360 minute winter | J4 | 232 | 2.503 | 0.370 | 4.2 | 0.0000 | 0.0000 | SURCHARGED |

| Link Event | US Node | Link | DS Node | Outflow (l/s) | Velocity (m/s) | Flow/Cap | Link Vol (m³) |
|-------------------|------------|--------------|---------|---------------|----------------|----------|---------------|
| 360 minute winter | DRIVEWAY 6 | Infiltration | | 0.2 | | | |
| 360 minute winter | SA1 | 1.006 | SA2 | 5.7 | 0.322 | 0.422 | 0.1254 |
| 360 minute winter | SA2 | Infiltration | | 3.7 | | | |
| 360 minute winter | SA3 | 7.001 | SA4 | 4.9 | 0.662 | 0.355 | 0.0122 |
| 360 minute winter | SA4 | Infiltration | | 0.8 | | | |
| 360 minute winter | J1 | 1.002 | J2 | 1.3 | 0.230 | 0.100 | 0.1589 |
| 360 minute winter | J2 | 1.003 | J3 | 2.1 | 0.285 | 0.154 | 0.0417 |
| 360 minute winter | J3 | 1.004 | J4 | 3.4 | 0.269 | 0.259 | 0.0936 |
| 360 minute winter | J4 | 1.005 | SA1 | 4.2 | 0.239 | 0.314 | 0.0859 |

Results for 30 year +35% CC 480 minute summer. 720 minute analysis at 8 minute timestep. Mass balance: 98.89%

| Node Event | US Node | Peak (mins) | Level (m) | Depth (m) | Inflow (l/s) | Node Vol (m³) | Flood (m³) | Status |
|-------------------|------------|-------------|-----------|-----------|--------------|---------------|------------|------------|
| 480 minute summer | S1 | 288 | 2.513 | 0.213 | 0.8 | 0.0908 | 0.0000 | SURCHARGED |
| 480 minute summer | S2 | 288 | 2.513 | 0.315 | 1.6 | 0.1219 | 0.0000 | SURCHARGED |
| 480 minute summer | S3 | 288 | 2.512 | 0.162 | 1.3 | 0.0823 | 0.0000 | SURCHARGED |
| 480 minute summer | S4 | 288 | 2.513 | 0.213 | 0.8 | 0.0909 | 0.0000 | SURCHARGED |
| 480 minute summer | S5 | 288 | 2.513 | 0.226 | 0.8 | 0.0360 | 0.0000 | SURCHARGED |
| 480 minute summer | S6 | 288 | 2.513 | 0.213 | 0.8 | 0.0909 | 0.0000 | SURCHARGED |
| 480 minute summer | S7 | 288 | 2.513 | 0.213 | 0.9 | 0.1048 | 0.0000 | SURCHARGED |
| 480 minute summer | S8 | 288 | 2.512 | 0.212 | 0.9 | 0.1041 | 0.0000 | SURCHARGED |
| 480 minute summer | S9 | 256 | 2.745 | 0.045 | 2.6 | 0.0489 | 0.0000 | OK |
| 480 minute summer | S10 | 256 | 2.739 | 0.039 | 2.6 | 0.0429 | 0.0000 | OK |
| 480 minute summer | DRIVEWAY 1 | 304 | 2.727 | 0.127 | 0.7 | 1.4637 | 0.0000 | OK |
| 480 minute summer | DRIVEWAY 2 | 288 | 2.673 | 0.073 | 0.9 | 1.5129 | 0.0000 | OK |
| 480 minute summer | DRIVEWAY 3 | 272 | 2.646 | 0.046 | 0.4 | 0.5598 | 0.0000 | OK |
| 480 minute summer | DRIVEWAY 4 | 272 | 2.645 | 0.045 | 0.5 | 0.7086 | 0.0000 | OK |
| 480 minute summer | DRIVEWAY 5 | 272 | 2.648 | 0.048 | 0.3 | 0.4267 | 0.0000 | OK |

| Link Event | US Node | Link | DS Node | Outflow (l/s) | Velocity (m/s) | Flow/Cap | Link Vol (m³) |
|-------------------|------------|--------------|---------|---------------|----------------|----------|---------------|
| 480 minute summer | S1 | 4.000 | S2 | 0.8 | 0.173 | 0.058 | 0.3165 |
| 480 minute summer | S2 | 4.001 | J3 | 1.5 | 0.238 | 0.113 | 0.1038 |
| 480 minute summer | S3 | 6.000 | SA1 | 1.3 | 0.338 | 0.168 | 0.0959 |
| 480 minute summer | S4 | 1.000 | S5 | 0.8 | 0.240 | 0.056 | 0.0381 |
| 480 minute summer | S5 | 1.001 | J1 | 0.7 | 0.171 | 0.055 | 0.1826 |
| 480 minute summer | S6 | 2.000 | J1 | 0.8 | 0.256 | 0.040 | 0.1087 |
| 480 minute summer | S7 | 3.000 | J2 | 0.9 | 0.245 | 0.035 | 0.1084 |
| 480 minute summer | S8 | 5.000 | J4 | 0.9 | 0.218 | 0.030 | 0.1083 |
| 480 minute summer | S9 | 7.000 | SA3 | 2.6 | 0.395 | 0.196 | 0.1459 |
| 480 minute summer | S10 | 8.000 | SA3 | 2.6 | 0.421 | 0.150 | 0.0819 |
| 480 minute summer | DRIVEWAY 1 | Infiltration | | 0.3 | | | |
| 480 minute summer | DRIVEWAY 2 | Infiltration | | 0.6 | | | |
| 480 minute summer | DRIVEWAY 3 | Infiltration | | 0.3 | | | |
| 480 minute summer | DRIVEWAY 4 | Infiltration | | 0.4 | | | |
| 480 minute summer | DRIVEWAY 5 | Infiltration | | 0.2 | | | |

Results for 30 year +35% CC 480 minute summer. 720 minute analysis at 8 minute timestep. Mass balance: 98.89%

| Node Event | US Node | Peak (mins) | Level (m) | Depth (m) | Inflow (l/s) | Node Vol (m ³) | Flood (m ³) | Status |
|-------------------|------------|-------------|-----------|-----------|--------------|----------------------------|-------------------------|------------|
| 480 minute summer | DRIVEWAY 6 | 272 | 2.648 | 0.048 | 0.3 | 0.4267 | 0.0000 | OK |
| 480 minute summer | SA1 | 288 | 2.509 | 0.404 | 6.4 | 0.5115 | 0.0000 | SURCHARGED |
| 480 minute summer | SA2 | 296 | 2.505 | 0.441 | 6.4 | 12.4046 | 0.0000 | OK |
| 480 minute summer | SA3 | 256 | 2.651 | 0.075 | 5.6 | 0.0934 | 0.0000 | OK |
| 480 minute summer | SA4 | 392 | 2.479 | -0.087 | 5.6 | 29.6778 | 0.0000 | OK |
| 480 minute summer | J1 | 288 | 2.513 | 0.285 | 1.5 | 0.3226 | 0.0000 | SURCHARGED |
| 480 minute summer | J2 | 288 | 2.513 | 0.336 | 2.3 | 0.0000 | 0.0000 | SURCHARGED |
| 480 minute summer | J3 | 288 | 2.513 | 0.350 | 3.9 | 0.0000 | 0.0000 | SURCHARGED |
| 480 minute summer | J4 | 288 | 2.511 | 0.378 | 4.7 | 0.0000 | 0.0000 | SURCHARGED |

| Link Event | US Node | Link | DS Node | Outflow (l/s) | Velocity (m/s) | Flow/Cap | Link Vol (m ³) |
|-------------------|------------|--------------|---------|---------------|----------------|----------|----------------------------|
| 480 minute summer | DRIVEWAY 6 | Infiltration | | 0.2 | | | |
| 480 minute summer | SA1 | 1.006 | SA2 | 6.4 | 0.364 | 0.477 | 0.1254 |
| 480 minute summer | SA2 | Infiltration | | 3.7 | | | |
| 480 minute summer | SA3 | 7.001 | SA4 | 5.6 | 0.684 | 0.404 | 0.0134 |
| 480 minute summer | SA4 | Infiltration | | 0.8 | | | |
| 480 minute summer | J1 | 1.002 | J2 | 1.5 | 0.239 | 0.111 | 0.1589 |
| 480 minute summer | J2 | 1.003 | J3 | 2.3 | 0.259 | 0.170 | 0.0417 |
| 480 minute summer | J3 | 1.004 | J4 | 3.8 | 0.265 | 0.288 | 0.0936 |
| 480 minute summer | J4 | 1.005 | SA1 | 4.7 | 0.265 | 0.348 | 0.0859 |

Results for 30 year +35% CC 480 minute winter. 720 minute analysis at 8 minute timestep. Mass balance: 98.89%

| Node Event | US Node | Peak (mins) | Level (m) | Depth (m) | Inflow (l/s) | Node Vol (m³) | Flood (m³) | Status |
|-------------------|------------|-------------|-----------|-----------|--------------|---------------|------------|------------|
| 480 minute winter | S1 | 288 | 2.478 | 0.178 | 0.5 | 0.0758 | 0.0000 | SURCHARGED |
| 480 minute winter | S2 | 288 | 2.478 | 0.280 | 1.0 | 0.1083 | 0.0000 | SURCHARGED |
| 480 minute winter | S3 | 288 | 2.477 | 0.127 | 0.9 | 0.0645 | 0.0000 | SURCHARGED |
| 480 minute winter | S4 | 288 | 2.478 | 0.178 | 0.5 | 0.0759 | 0.0000 | SURCHARGED |
| 480 minute winter | S5 | 288 | 2.478 | 0.191 | 0.5 | 0.0304 | 0.0000 | SURCHARGED |
| 480 minute winter | S6 | 288 | 2.478 | 0.178 | 0.5 | 0.0759 | 0.0000 | SURCHARGED |
| 480 minute winter | S7 | 288 | 2.478 | 0.178 | 0.7 | 0.0875 | 0.0000 | SURCHARGED |
| 480 minute winter | S8 | 288 | 2.476 | 0.176 | 0.7 | 0.0868 | 0.0000 | SURCHARGED |
| 480 minute winter | S9 | 248 | 2.737 | 0.037 | 1.8 | 0.0406 | 0.0000 | OK |
| 480 minute winter | S10 | 248 | 2.733 | 0.033 | 1.8 | 0.0357 | 0.0000 | OK |
| 480 minute winter | DRIVEWAY 1 | 304 | 2.691 | 0.091 | 0.5 | 1.0499 | 0.0000 | OK |
| 480 minute winter | DRIVEWAY 2 | 272 | 2.651 | 0.051 | 0.7 | 1.0649 | 0.0000 | OK |
| 480 minute winter | DRIVEWAY 3 | 272 | 2.639 | 0.039 | 0.3 | 0.4686 | 0.0000 | OK |
| 480 minute winter | DRIVEWAY 4 | 296 | 2.632 | 0.032 | 0.3 | 0.5074 | 0.0000 | OK |
| 480 minute winter | DRIVEWAY 5 | 296 | 2.640 | 0.040 | 0.2 | 0.3562 | 0.0000 | OK |

| Link Event | US Node | Link | DS Node | Outflow (l/s) | Velocity (m/s) | Flow/Cap | Link Vol (m³) |
|-------------------|------------|--------------|---------|---------------|----------------|----------|---------------|
| 480 minute winter | S1 | 4.000 | S2 | 0.5 | 0.173 | 0.037 | 0.3165 |
| 480 minute winter | S2 | 4.001 | J3 | 1.0 | 0.238 | 0.073 | 0.1038 |
| 480 minute winter | S3 | 6.000 | SA1 | 0.9 | 0.338 | 0.117 | 0.0959 |
| 480 minute winter | S4 | 1.000 | S5 | 0.5 | 0.240 | 0.036 | 0.0381 |
| 480 minute winter | S5 | 1.001 | J1 | 0.5 | 0.171 | 0.037 | 0.1826 |
| 480 minute winter | S6 | 2.000 | J1 | 0.5 | 0.256 | 0.026 | 0.1087 |
| 480 minute winter | S7 | 3.000 | J2 | 0.7 | 0.245 | 0.027 | 0.1084 |
| 480 minute winter | S8 | 5.000 | J4 | 0.7 | 0.218 | 0.024 | 0.1083 |
| 480 minute winter | S9 | 7.000 | SA3 | 1.8 | 0.359 | 0.136 | 0.1116 |
| 480 minute winter | S10 | 8.000 | SA3 | 1.8 | 0.384 | 0.104 | 0.0627 |
| 480 minute winter | DRIVEWAY 1 | Infiltration | | 0.3 | | | |
| 480 minute winter | DRIVEWAY 2 | Infiltration | | 0.6 | | | |
| 480 minute winter | DRIVEWAY 3 | Infiltration | | 0.3 | | | |
| 480 minute winter | DRIVEWAY 4 | Infiltration | | 0.3 | | | |
| 480 minute winter | DRIVEWAY 5 | Infiltration | | 0.2 | | | |

Results for 30 year +35% CC 480 minute winter. 720 minute analysis at 8 minute timestep. Mass balance: 98.89%

| Node Event | US Node | Peak (mins) | Level (m) | Depth (m) | Inflow (l/s) | Node Vol (m³) | Flood (m³) | Status |
|-------------------|------------|-------------|-----------|-----------|--------------|---------------|------------|------------|
| 480 minute winter | DRIVEWAY 6 | 296 | 2.640 | 0.040 | 0.2 | 0.3562 | 0.0000 | OK |
| 480 minute winter | SA1 | 288 | 2.474 | 0.369 | 4.5 | 0.4672 | 0.0000 | SURCHARGED |
| 480 minute winter | SA2 | 296 | 2.470 | 0.406 | 4.5 | 8.4374 | 0.0000 | OK |
| 480 minute winter | SA3 | 248 | 2.637 | 0.061 | 3.9 | 0.0759 | 0.0000 | OK |
| 480 minute winter | SA4 | 400 | 2.479 | -0.087 | 3.9 | 29.6902 | 0.0000 | OK |
| 480 minute winter | J1 | 288 | 2.478 | 0.250 | 1.0 | 0.2828 | 0.0000 | SURCHARGED |
| 480 minute winter | J2 | 288 | 2.478 | 0.301 | 1.7 | 0.0000 | 0.0000 | SURCHARGED |
| 480 minute winter | J3 | 288 | 2.478 | 0.315 | 2.6 | 0.0000 | 0.0000 | SURCHARGED |
| 480 minute winter | J4 | 288 | 2.476 | 0.343 | 3.3 | 0.0000 | 0.0000 | SURCHARGED |

| Link Event | US Node | Link | DS Node | Outflow (l/s) | Velocity (m/s) | Flow/Cap | Link Vol (m³) |
|-------------------|------------|--------------|---------|---------------|----------------|----------|---------------|
| 480 minute winter | DRIVEWAY 6 | Infiltration | | 0.2 | | | |
| 480 minute winter | SA1 | 1.006 | SA2 | 4.5 | 0.265 | 0.335 | 0.1254 |
| 480 minute winter | SA2 | Infiltration | | 3.6 | | | |
| 480 minute winter | SA3 | 7.001 | SA4 | 3.9 | 0.625 | 0.283 | 0.0103 |
| 480 minute winter | SA4 | Infiltration | | 0.8 | | | |
| 480 minute winter | J1 | 1.002 | J2 | 1.0 | 0.239 | 0.074 | 0.1589 |
| 480 minute winter | J2 | 1.003 | J3 | 1.7 | 0.259 | 0.122 | 0.0417 |
| 480 minute winter | J3 | 1.004 | J4 | 2.6 | 0.265 | 0.198 | 0.0936 |
| 480 minute winter | J4 | 1.005 | SA1 | 3.3 | 0.243 | 0.247 | 0.0859 |

Results for 30 year +35% CC 600 minute summer. 840 minute analysis at 15 minute timestep. Mass balance: 98.94%

| Node Event | US Node | Peak (mins) | Level (m) | Depth (m) | Inflow (l/s) | Node Vol (m ³) | Flood (m ³) | Status |
|-------------------|------------|-------------|-----------|-----------|--------------|----------------------------|-------------------------|------------|
| 600 minute summer | S1 | 345 | 2.492 | 0.192 | 0.6 | 0.0818 | 0.0000 | SURCHARGED |
| 600 minute summer | S2 | 345 | 2.492 | 0.294 | 1.2 | 0.1137 | 0.0000 | SURCHARGED |
| 600 minute summer | S3 | 345 | 2.491 | 0.141 | 1.1 | 0.0717 | 0.0000 | SURCHARGED |
| 600 minute summer | S4 | 345 | 2.492 | 0.192 | 0.6 | 0.0819 | 0.0000 | SURCHARGED |
| 600 minute summer | S5 | 345 | 2.492 | 0.205 | 0.6 | 0.0326 | 0.0000 | SURCHARGED |
| 600 minute summer | S6 | 345 | 2.492 | 0.192 | 0.6 | 0.0819 | 0.0000 | SURCHARGED |
| 600 minute summer | S7 | 345 | 2.492 | 0.192 | 0.8 | 0.0944 | 0.0000 | SURCHARGED |
| 600 minute summer | S8 | 345 | 2.491 | 0.191 | 0.8 | 0.0937 | 0.0000 | SURCHARGED |
| 600 minute summer | S9 | 315 | 2.742 | 0.042 | 2.3 | 0.0459 | 0.0000 | OK |
| 600 minute summer | S10 | 315 | 2.737 | 0.037 | 2.3 | 0.0403 | 0.0000 | OK |
| 600 minute summer | DRIVEWAY 1 | 360 | 2.703 | 0.103 | 0.6 | 1.1828 | 0.0000 | OK |
| 600 minute summer | DRIVEWAY 2 | 345 | 2.659 | 0.059 | 0.8 | 1.2236 | 0.0000 | OK |
| 600 minute summer | DRIVEWAY 3 | 330 | 2.638 | 0.038 | 0.3 | 0.4627 | 0.0000 | OK |
| 600 minute summer | DRIVEWAY 4 | 330 | 2.639 | 0.039 | 0.4 | 0.6060 | 0.0000 | OK |
| 600 minute summer | DRIVEWAY 5 | 345 | 2.639 | 0.039 | 0.2 | 0.3466 | 0.0000 | OK |

| Link Event | US Node | Link | DS Node | Outflow (l/s) | Velocity (m/s) | Flow/Cap | Link Vol (m ³) |
|-------------------|------------|--------------|---------|---------------|----------------|----------|----------------------------|
| 600 minute summer | S1 | 4.000 | S2 | 0.6 | 0.171 | 0.044 | 0.3165 |
| 600 minute summer | S2 | 4.001 | J3 | 1.2 | 0.197 | 0.086 | 0.1038 |
| 600 minute summer | S3 | 6.000 | SA1 | 1.1 | 0.338 | 0.142 | 0.0959 |
| 600 minute summer | S4 | 1.000 | S5 | 0.6 | 0.223 | 0.043 | 0.0381 |
| 600 minute summer | S5 | 1.001 | J1 | 0.6 | 0.171 | 0.043 | 0.1826 |
| 600 minute summer | S6 | 2.000 | J1 | 0.6 | 0.201 | 0.031 | 0.1087 |
| 600 minute summer | S7 | 3.000 | J2 | 0.8 | 0.184 | 0.031 | 0.1084 |
| 600 minute summer | S8 | 5.000 | J4 | 0.8 | 0.136 | 0.027 | 0.1083 |
| 600 minute summer | S9 | 7.000 | SA3 | 2.3 | 0.385 | 0.173 | 0.1322 |
| 600 minute summer | S10 | 8.000 | SA3 | 2.3 | 0.411 | 0.133 | 0.0742 |
| 600 minute summer | DRIVEWAY 1 | Infiltration | | 0.3 | | | |
| 600 minute summer | DRIVEWAY 2 | Infiltration | | 0.6 | | | |
| 600 minute summer | DRIVEWAY 3 | Infiltration | | 0.3 | | | |
| 600 minute summer | DRIVEWAY 4 | Infiltration | | 0.4 | | | |
| 600 minute summer | DRIVEWAY 5 | Infiltration | | 0.2 | | | |

Results for 30 year +35% CC 600 minute summer. 840 minute analysis at 15 minute timestep. Mass balance: 98.94%

| Node Event | US Node | Peak (mins) | Level (m) | Depth (m) | Inflow (l/s) | Node Vol (m³) | Flood (m³) | Status |
|-------------------|------------|-------------|-----------|-----------|--------------|---------------|------------|------------|
| 600 minute summer | DRIVEWAY 6 | 345 | 2.639 | 0.039 | 0.2 | 0.3466 | 0.0000 | OK |
| 600 minute summer | SA1 | 345 | 2.488 | 0.383 | 5.3 | 0.4850 | 0.0000 | SURCHARGED |
| 600 minute summer | SA2 | 360 | 2.484 | 0.420 | 5.3 | 10.0617 | 0.0000 | OK |
| 600 minute summer | SA3 | 315 | 2.645 | 0.069 | 4.9 | 0.0861 | 0.0000 | OK |
| 600 minute summer | SA4 | 450 | 2.457 | -0.109 | 4.9 | 28.5559 | 0.0000 | OK |
| 600 minute summer | J1 | 345 | 2.492 | 0.264 | 1.2 | 0.2988 | 0.0000 | SURCHARGED |
| 600 minute summer | J2 | 345 | 2.492 | 0.315 | 1.9 | 0.0000 | 0.0000 | SURCHARGED |
| 600 minute summer | J3 | 345 | 2.492 | 0.329 | 3.1 | 0.0000 | 0.0000 | SURCHARGED |
| 600 minute summer | J4 | 345 | 2.490 | 0.357 | 3.8 | 0.0000 | 0.0000 | SURCHARGED |

| Link Event | US Node | Link | DS Node | Outflow (l/s) | Velocity (m/s) | Flow/Cap | Link Vol (m³) |
|-------------------|------------|--------------|---------|---------------|----------------|----------|---------------|
| 600 minute summer | DRIVEWAY 6 | Infiltration | | 0.2 | | | |
| 600 minute summer | SA1 | 1.006 | SA2 | 5.3 | 0.300 | 0.394 | 0.1254 |
| 600 minute summer | SA2 | Infiltration | | 3.7 | | | |
| 600 minute summer | SA3 | 7.001 | SA4 | 4.9 | 0.661 | 0.353 | 0.0121 |
| 600 minute summer | SA4 | Infiltration | | 0.8 | | | |
| 600 minute summer | J1 | 1.002 | J2 | 1.2 | 0.227 | 0.087 | 0.1589 |
| 600 minute summer | J2 | 1.003 | J3 | 1.9 | 0.243 | 0.140 | 0.0417 |
| 600 minute summer | J3 | 1.004 | J4 | 3.1 | 0.320 | 0.230 | 0.0936 |
| 600 minute summer | J4 | 1.005 | SA1 | 3.8 | 0.217 | 0.285 | 0.0859 |

Results for 30 year +35% CC 600 minute winter. 840 minute analysis at 15 minute timestep. Mass balance: 98.93%

| Node Event | US Node | Peak (mins) | Level (m) | Depth (m) | Inflow (l/s) | Node Vol (m³) | Flood (m³) | Status |
|-------------------|------------|-------------|-----------|-----------|--------------|---------------|------------|------------|
| 600 minute winter | S1 | 345 | 2.457 | 0.157 | 0.4 | 0.0668 | 0.0000 | SURCHARGED |
| 600 minute winter | S2 | 345 | 2.457 | 0.259 | 0.8 | 0.1001 | 0.0000 | SURCHARGED |
| 600 minute winter | S3 | 330 | 2.457 | 0.107 | 0.8 | 0.0542 | 0.0000 | SURCHARGED |
| 600 minute winter | S4 | 345 | 2.457 | 0.157 | 0.4 | 0.0669 | 0.0000 | SURCHARGED |
| 600 minute winter | S5 | 345 | 2.457 | 0.170 | 0.4 | 0.0270 | 0.0000 | SURCHARGED |
| 600 minute winter | S6 | 345 | 2.457 | 0.157 | 0.4 | 0.0668 | 0.0000 | SURCHARGED |
| 600 minute winter | S7 | 345 | 2.457 | 0.157 | 0.6 | 0.0771 | 0.0000 | SURCHARGED |
| 600 minute winter | S8 | 345 | 2.456 | 0.156 | 0.6 | 0.0766 | 0.0000 | SURCHARGED |
| 600 minute winter | S9 | 315 | 2.734 | 0.034 | 1.5 | 0.0371 | 0.0000 | OK |
| 600 minute winter | S10 | 315 | 2.730 | 0.030 | 1.5 | 0.0326 | 0.0000 | OK |
| 600 minute winter | DRIVEWAY 1 | 360 | 2.674 | 0.074 | 0.4 | 0.8509 | 0.0000 | OK |
| 600 minute winter | DRIVEWAY 2 | 330 | 2.643 | 0.043 | 0.6 | 0.8882 | 0.0000 | OK |
| 600 minute winter | DRIVEWAY 3 | 375 | 2.629 | 0.029 | 0.2 | 0.3524 | 0.0000 | OK |
| 600 minute winter | DRIVEWAY 4 | 345 | 2.632 | 0.032 | 0.3 | 0.4987 | 0.0000 | OK |
| 600 minute winter | DRIVEWAY 5 | 345 | 2.639 | 0.039 | 0.2 | 0.3477 | 0.0000 | OK |

| Link Event | US Node | Link | DS Node | Outflow (l/s) | Velocity (m/s) | Flow/Cap | Link Vol (m³) |
|-------------------|------------|--------------|---------|---------------|----------------|----------|---------------|
| 600 minute winter | S1 | 4.000 | S2 | 0.4 | 0.171 | 0.030 | 0.3165 |
| 600 minute winter | S2 | 4.001 | J3 | 0.8 | 0.197 | 0.059 | 0.1038 |
| 600 minute winter | S3 | 6.000 | SA1 | 0.8 | 0.338 | 0.105 | 0.0959 |
| 600 minute winter | S4 | 1.000 | S5 | 0.4 | 0.223 | 0.029 | 0.0381 |
| 600 minute winter | S5 | 1.001 | J1 | 0.4 | 0.171 | 0.030 | 0.1826 |
| 600 minute winter | S6 | 2.000 | J1 | 0.4 | 0.201 | 0.021 | 0.1087 |
| 600 minute winter | S7 | 3.000 | J2 | 0.6 | 0.184 | 0.024 | 0.1084 |
| 600 minute winter | S8 | 5.000 | J4 | 0.6 | 0.136 | 0.020 | 0.1083 |
| 600 minute winter | S9 | 7.000 | SA3 | 1.5 | 0.345 | 0.113 | 0.0968 |
| 600 minute winter | S10 | 8.000 | SA3 | 1.5 | 0.369 | 0.087 | 0.0543 |
| 600 minute winter | DRIVEWAY 1 | Infiltration | | 0.3 | | | |
| 600 minute winter | DRIVEWAY 2 | Infiltration | | 0.5 | | | |
| 600 minute winter | DRIVEWAY 3 | Infiltration | | 0.2 | | | |
| 600 minute winter | DRIVEWAY 4 | Infiltration | | 0.3 | | | |
| 600 minute winter | DRIVEWAY 5 | Infiltration | | 0.2 | | | |

Results for 30 year +35% CC 600 minute winter. 840 minute analysis at 15 minute timestep. Mass balance: 98.93%

| Node Event | US Node | Peak (mins) | Level (m) | Depth (m) | Inflow (l/s) | Node Vol (m³) | Flood (m³) | Status |
|-------------------|------------|-------------|-----------|-----------|--------------|---------------|------------|------------|
| 600 minute winter | DRIVEWAY 6 | 345 | 2.639 | 0.039 | 0.2 | 0.3477 | 0.0000 | OK |
| 600 minute winter | SA1 | 345 | 2.454 | 0.349 | 3.8 | 0.4418 | 0.0000 | SURCHARGED |
| 600 minute winter | SA2 | 345 | 2.450 | 0.386 | 3.8 | 6.1647 | 0.0000 | OK |
| 600 minute winter | SA3 | 315 | 2.631 | 0.055 | 3.2 | 0.0679 | 0.0000 | OK |
| 600 minute winter | SA4 | 465 | 2.456 | -0.110 | 3.2 | 28.5274 | 0.0000 | OK |
| 600 minute winter | J1 | 345 | 2.457 | 0.229 | 0.8 | 0.2588 | 0.0000 | SURCHARGED |
| 600 minute winter | J2 | 345 | 2.457 | 0.280 | 1.4 | 0.0000 | 0.0000 | SURCHARGED |
| 600 minute winter | J3 | 345 | 2.456 | 0.293 | 2.2 | 0.0000 | 0.0000 | SURCHARGED |
| 600 minute winter | J4 | 345 | 2.456 | 0.323 | 2.8 | 0.0000 | 0.0000 | SURCHARGED |

| Link Event | US Node | Link | DS Node | Outflow (l/s) | Velocity (m/s) | Flow/Cap | Link Vol (m³) |
|-------------------|------------|--------------|---------|---------------|----------------|----------|---------------|
| 600 minute winter | DRIVEWAY 6 | Infiltration | | 0.2 | | | |
| 600 minute winter | SA1 | 1.006 | SA2 | 3.8 | 0.218 | 0.286 | 0.1254 |
| 600 minute winter | SA2 | Infiltration | | 3.6 | | | |
| 600 minute winter | SA3 | 7.001 | SA4 | 3.2 | 0.593 | 0.232 | 0.0089 |
| 600 minute winter | SA4 | Infiltration | | 0.8 | | | |
| 600 minute winter | J1 | 1.002 | J2 | 0.8 | 0.227 | 0.061 | 0.1589 |
| 600 minute winter | J2 | 1.003 | J3 | 1.4 | 0.243 | 0.101 | 0.0417 |
| 600 minute winter | J3 | 1.004 | J4 | 2.2 | 0.320 | 0.163 | 0.0936 |
| 600 minute winter | J4 | 1.005 | SA1 | 2.8 | 0.160 | 0.205 | 0.0859 |

Results for 30 year +35% CC 720 minute summer. 960 minute analysis at 15 minute timestep. Mass balance: 98.97%

| Node Event | US Node | Peak (mins) | Level (m) | Depth (m) | Inflow (l/s) | Node Vol (m ³) | Flood (m ³) | Status |
|-------------------|------------|-------------|-----------|-----------|--------------|----------------------------|-------------------------|------------|
| 720 minute summer | S1 | 405 | 2.475 | 0.175 | 0.6 | 0.0746 | 0.0000 | SURCHARGED |
| 720 minute summer | S2 | 405 | 2.475 | 0.277 | 1.2 | 0.1072 | 0.0000 | SURCHARGED |
| 720 minute summer | S3 | 405 | 2.475 | 0.125 | 1.0 | 0.0637 | 0.0000 | SURCHARGED |
| 720 minute summer | S4 | 405 | 2.475 | 0.175 | 0.6 | 0.0747 | 0.0000 | SURCHARGED |
| 720 minute summer | S5 | 405 | 2.475 | 0.188 | 0.6 | 0.0299 | 0.0000 | SURCHARGED |
| 720 minute summer | S6 | 405 | 2.475 | 0.175 | 0.6 | 0.0747 | 0.0000 | SURCHARGED |
| 720 minute summer | S7 | 405 | 2.475 | 0.175 | 0.7 | 0.0861 | 0.0000 | SURCHARGED |
| 720 minute summer | S8 | 405 | 2.474 | 0.174 | 0.7 | 0.0857 | 0.0000 | SURCHARGED |
| 720 minute summer | S9 | 375 | 2.739 | 0.039 | 2.0 | 0.0428 | 0.0000 | OK |
| 720 minute summer | S10 | 375 | 2.734 | 0.034 | 2.0 | 0.0376 | 0.0000 | OK |
| 720 minute summer | DRIVEWAY 1 | 420 | 2.696 | 0.096 | 0.5 | 1.0982 | 0.0000 | OK |
| 720 minute summer | DRIVEWAY 2 | 390 | 2.651 | 0.051 | 0.7 | 1.0671 | 0.0000 | OK |
| 720 minute summer | DRIVEWAY 3 | 390 | 2.638 | 0.038 | 0.3 | 0.4627 | 0.0000 | OK |
| 720 minute summer | DRIVEWAY 4 | 390 | 2.634 | 0.034 | 0.4 | 0.5354 | 0.0000 | OK |
| 720 minute summer | DRIVEWAY 5 | 405 | 2.639 | 0.039 | 0.2 | 0.3466 | 0.0000 | OK |

| Link Event | US Node | Link | DS Node | Outflow (l/s) | Velocity (m/s) | Flow/Cap | Link Vol (m ³) |
|-------------------|------------|--------------|---------|---------------|----------------|----------|----------------------------|
| 720 minute summer | S1 | 4.000 | S2 | 0.6 | 0.171 | 0.044 | 0.3165 |
| 720 minute summer | S2 | 4.001 | J3 | 1.2 | 0.197 | 0.086 | 0.1038 |
| 720 minute summer | S3 | 6.000 | SA1 | 1.0 | 0.330 | 0.129 | 0.0959 |
| 720 minute summer | S4 | 1.000 | S5 | 0.6 | 0.223 | 0.043 | 0.0381 |
| 720 minute summer | S5 | 1.001 | J1 | 0.6 | 0.171 | 0.043 | 0.1826 |
| 720 minute summer | S6 | 2.000 | J1 | 0.6 | 0.201 | 0.030 | 0.1087 |
| 720 minute summer | S7 | 3.000 | J2 | 0.7 | 0.184 | 0.028 | 0.1084 |
| 720 minute summer | S8 | 5.000 | J4 | 0.7 | 0.134 | 0.024 | 0.1083 |
| 720 minute summer | S9 | 7.000 | SA3 | 2.0 | 0.370 | 0.150 | 0.1198 |
| 720 minute summer | S10 | 8.000 | SA3 | 2.0 | 0.395 | 0.116 | 0.0672 |
| 720 minute summer | DRIVEWAY 1 | Infiltration | | 0.3 | | | |
| 720 minute summer | DRIVEWAY 2 | Infiltration | | 0.6 | | | |
| 720 minute summer | DRIVEWAY 3 | Infiltration | | 0.3 | | | |
| 720 minute summer | DRIVEWAY 4 | Infiltration | | 0.3 | | | |
| 720 minute summer | DRIVEWAY 5 | Infiltration | | 0.2 | | | |

Results for 30 year +35% CC 720 minute summer. 960 minute analysis at 15 minute timestep. Mass balance: 98.97%

| Node Event | US Node | Peak (mins) | Level (m) | Depth (m) | Inflow (l/s) | Node Vol (m ³) | Flood (m ³) | Status |
|-------------------|------------|-------------|-----------|-----------|--------------|----------------------------|-------------------------|------------|
| 720 minute summer | DRIVEWAY 6 | 405 | 2.639 | 0.039 | 0.2 | 0.3466 | 0.0000 | OK |
| 720 minute summer | SA1 | 405 | 2.473 | 0.368 | 5.0 | 0.4651 | 0.0000 | SURCHARGED |
| 720 minute summer | SA2 | 405 | 2.468 | 0.404 | 5.0 | 8.2361 | 0.0000 | OK |
| 720 minute summer | SA3 | 375 | 2.640 | 0.064 | 4.3 | 0.0799 | 0.0000 | OK |
| 720 minute summer | SA4 | 510 | 2.429 | -0.137 | 4.3 | 27.1368 | 0.0000 | OK |
| 720 minute summer | J1 | 405 | 2.475 | 0.247 | 1.2 | 0.2796 | 0.0000 | SURCHARGED |
| 720 minute summer | J2 | 405 | 2.475 | 0.298 | 1.8 | 0.0000 | 0.0000 | SURCHARGED |
| 720 minute summer | J3 | 405 | 2.475 | 0.312 | 3.0 | 0.0000 | 0.0000 | SURCHARGED |
| 720 minute summer | J4 | 405 | 2.474 | 0.341 | 3.6 | 0.0000 | 0.0000 | SURCHARGED |

| Link Event | US Node | Link | DS Node | Outflow (l/s) | Velocity (m/s) | Flow/Cap | Link Vol (m ³) |
|-------------------|------------|--------------|---------|---------------|----------------|----------|----------------------------|
| 720 minute summer | DRIVEWAY 6 | Infiltration | | 0.2 | | | |
| 720 minute summer | SA1 | 1.006 | SA2 | 5.0 | 0.284 | 0.373 | 0.1254 |
| 720 minute summer | SA2 | Infiltration | | 3.6 | | | |
| 720 minute summer | SA3 | 7.001 | SA4 | 4.3 | 0.640 | 0.310 | 0.0110 |
| 720 minute summer | SA4 | Infiltration | | 0.8 | | | |
| 720 minute summer | J1 | 1.002 | J2 | 1.1 | 0.227 | 0.086 | 0.1589 |
| 720 minute summer | J2 | 1.003 | J3 | 1.8 | 0.243 | 0.133 | 0.0417 |
| 720 minute summer | J3 | 1.004 | J4 | 3.0 | 0.317 | 0.223 | 0.0936 |
| 720 minute summer | J4 | 1.005 | SA1 | 3.6 | 0.335 | 0.271 | 0.0859 |

Results for 30 year +35% CC 720 minute winter. 960 minute analysis at 15 minute timestep. Mass balance: 98.96%

| Node Event | US Node | Peak (mins) | Level (m) | Depth (m) | Inflow (l/s) | Node Vol (m ³) | Flood (m ³) | Status |
|-------------------|------------|-------------|-----------|-----------|--------------|----------------------------|-------------------------|------------|
| 720 minute winter | S1 | 390 | 2.452 | 0.152 | 0.4 | 0.0647 | 0.0000 | SURCHARGED |
| 720 minute winter | S2 | 390 | 2.452 | 0.254 | 0.8 | 0.0982 | 0.0000 | SURCHARGED |
| 720 minute winter | S3 | 390 | 2.451 | 0.101 | 0.7 | 0.0516 | 0.0000 | SURCHARGED |
| 720 minute winter | S4 | 390 | 2.452 | 0.152 | 0.4 | 0.0648 | 0.0000 | SURCHARGED |
| 720 minute winter | S5 | 390 | 2.452 | 0.165 | 0.4 | 0.0263 | 0.0000 | SURCHARGED |
| 720 minute winter | S6 | 390 | 2.452 | 0.152 | 0.4 | 0.0648 | 0.0000 | SURCHARGED |
| 720 minute winter | S7 | 390 | 2.452 | 0.152 | 0.5 | 0.0747 | 0.0000 | SURCHARGED |
| 720 minute winter | S8 | 390 | 2.451 | 0.151 | 0.5 | 0.0743 | 0.0000 | SURCHARGED |
| 720 minute winter | S9 | 375 | 2.732 | 0.032 | 1.3 | 0.0345 | 0.0000 | OK |
| 720 minute winter | S10 | 375 | 2.728 | 0.028 | 1.3 | 0.0304 | 0.0000 | OK |
| 720 minute winter | DRIVEWAY 1 | 435 | 2.647 | 0.047 | 0.3 | 0.5443 | 0.0000 | OK |
| 720 minute winter | DRIVEWAY 2 | 390 | 2.638 | 0.038 | 0.5 | 0.8008 | 0.0000 | OK |
| 720 minute winter | DRIVEWAY 3 | 435 | 2.629 | 0.029 | 0.2 | 0.3524 | 0.0000 | OK |
| 720 minute winter | DRIVEWAY 4 | 465 | 2.622 | 0.022 | 0.2 | 0.3459 | 0.0000 | OK |
| 720 minute winter | DRIVEWAY 5 | 510 | 2.621 | 0.021 | 0.1 | 0.1846 | 0.0000 | OK |

| Link Event | US Node | Link | DS Node | Outflow (l/s) | Velocity (m/s) | Flow/Cap | Link Vol (m ³) |
|-------------------|------------|--------------|---------|---------------|----------------|----------|----------------------------|
| 720 minute winter | S1 | 4.000 | S2 | 0.4 | 0.171 | 0.030 | 0.3165 |
| 720 minute winter | S2 | 4.001 | J3 | 0.8 | 0.194 | 0.059 | 0.1038 |
| 720 minute winter | S3 | 6.000 | SA1 | 0.7 | 0.330 | 0.091 | 0.0959 |
| 720 minute winter | S4 | 1.000 | S5 | 0.4 | 0.223 | 0.029 | 0.0381 |
| 720 minute winter | S5 | 1.001 | J1 | 0.4 | 0.171 | 0.030 | 0.1826 |
| 720 minute winter | S6 | 2.000 | J1 | 0.4 | 0.201 | 0.021 | 0.1087 |
| 720 minute winter | S7 | 3.000 | J2 | 0.5 | 0.279 | 0.020 | 0.1084 |
| 720 minute winter | S8 | 5.000 | J4 | 0.5 | 0.228 | 0.017 | 0.1083 |
| 720 minute winter | S9 | 7.000 | SA3 | 1.3 | 0.331 | 0.098 | 0.0876 |
| 720 minute winter | S10 | 8.000 | SA3 | 1.3 | 0.354 | 0.075 | 0.0491 |
| 720 minute winter | DRIVEWAY 1 | Infiltration | | 0.3 | | | |
| 720 minute winter | DRIVEWAY 2 | Infiltration | | 0.5 | | | |
| 720 minute winter | DRIVEWAY 3 | Infiltration | | 0.2 | | | |
| 720 minute winter | DRIVEWAY 4 | Infiltration | | 0.2 | | | |
| 720 minute winter | DRIVEWAY 5 | Infiltration | | 0.1 | | | |

Results for 30 year +35% CC 720 minute winter. 960 minute analysis at 15 minute timestep. Mass balance: 98.96%

| Node Event | US Node | Peak (mins) | Level (m) | Depth (m) | Inflow (l/s) | Node Vol (m³) | Flood (m³) | Status |
|-------------------|------------|-------------|-----------|-----------|--------------|---------------|------------|------------|
| 720 minute winter | DRIVEWAY 6 | 510 | 2.621 | 0.021 | 0.1 | 0.1846 | 0.0000 | OK |
| 720 minute winter | SA1 | 390 | 2.450 | 0.345 | 3.5 | 0.4358 | 0.0000 | SURCHARGED |
| 720 minute winter | SA2 | 405 | 2.446 | 0.382 | 3.5 | 5.6912 | 0.0000 | OK |
| 720 minute winter | SA3 | 375 | 2.627 | 0.051 | 2.8 | 0.0631 | 0.0000 | OK |
| 720 minute winter | SA4 | 540 | 2.430 | -0.136 | 2.8 | 27.2015 | 0.0000 | OK |
| 720 minute winter | J1 | 390 | 2.452 | 0.224 | 0.8 | 0.2534 | 0.0000 | SURCHARGED |
| 720 minute winter | J2 | 390 | 2.452 | 0.275 | 1.3 | 0.0000 | 0.0000 | SURCHARGED |
| 720 minute winter | J3 | 390 | 2.452 | 0.289 | 2.1 | 0.0000 | 0.0000 | SURCHARGED |
| 720 minute winter | J4 | 390 | 2.451 | 0.318 | 2.6 | 0.0000 | 0.0000 | SURCHARGED |

| Link Event | US Node | Link | DS Node | Outflow (l/s) | Velocity (m/s) | Flow/Cap | Link Vol (m³) |
|-------------------|------------|--------------|---------|---------------|----------------|----------|---------------|
| 720 minute winter | DRIVEWAY 6 | Infiltration | | 0.1 | | | |
| 720 minute winter | SA1 | 1.006 | SA2 | 3.5 | 0.198 | 0.259 | 0.1254 |
| 720 minute winter | SA2 | Infiltration | | 3.3 | | | |
| 720 minute winter | SA3 | 7.001 | SA4 | 2.8 | 0.573 | 0.203 | 0.0081 |
| 720 minute winter | SA4 | Infiltration | | 0.8 | | | |
| 720 minute winter | J1 | 1.002 | J2 | 0.8 | 0.223 | 0.061 | 0.1589 |
| 720 minute winter | J2 | 1.003 | J3 | 1.3 | 0.247 | 0.095 | 0.0417 |
| 720 minute winter | J3 | 1.004 | J4 | 2.1 | 0.159 | 0.157 | 0.0936 |
| 720 minute winter | J4 | 1.005 | SA1 | 2.6 | 0.225 | 0.193 | 0.0859 |

Results for 30 year +35% CC 960 minute summer. 1200 minute analysis at 15 minute timestep. Mass balance: 99.00%

| Node Event | US Node | Peak (mins) | Level (m) | Depth (m) | Inflow (l/s) | Node Vol (m³) | Flood (m³) | Status |
|-------------------|------------|-------------|-----------|-----------|--------------|---------------|------------|------------|
| 960 minute summer | S1 | 510 | 2.457 | 0.157 | 0.5 | 0.0667 | 0.0000 | SURCHARGED |
| 960 minute summer | S2 | 510 | 2.456 | 0.258 | 1.0 | 0.1000 | 0.0000 | SURCHARGED |
| 960 minute summer | S3 | 510 | 2.456 | 0.106 | 0.8 | 0.0539 | 0.0000 | SURCHARGED |
| 960 minute summer | S4 | 510 | 2.457 | 0.157 | 0.5 | 0.0668 | 0.0000 | SURCHARGED |
| 960 minute summer | S5 | 510 | 2.457 | 0.170 | 0.5 | 0.0270 | 0.0000 | SURCHARGED |
| 960 minute summer | S6 | 510 | 2.457 | 0.157 | 0.5 | 0.0668 | 0.0000 | SURCHARGED |
| 960 minute summer | S7 | 510 | 2.457 | 0.157 | 0.6 | 0.0770 | 0.0000 | SURCHARGED |
| 960 minute summer | S8 | 510 | 2.456 | 0.156 | 0.6 | 0.0765 | 0.0000 | SURCHARGED |
| 960 minute summer | S9 | 495 | 2.735 | 0.035 | 1.6 | 0.0382 | 0.0000 | OK |
| 960 minute summer | S10 | 495 | 2.731 | 0.031 | 1.6 | 0.0336 | 0.0000 | OK |
| 960 minute summer | DRIVEWAY 1 | 525 | 2.662 | 0.062 | 0.4 | 0.7116 | 0.0000 | OK |
| 960 minute summer | DRIVEWAY 2 | 510 | 2.642 | 0.042 | 0.6 | 0.8728 | 0.0000 | OK |
| 960 minute summer | DRIVEWAY 3 | 540 | 2.629 | 0.029 | 0.2 | 0.3481 | 0.0000 | OK |
| 960 minute summer | DRIVEWAY 4 | 510 | 2.630 | 0.030 | 0.3 | 0.4654 | 0.0000 | OK |
| 960 minute summer | DRIVEWAY 5 | 510 | 2.635 | 0.035 | 0.2 | 0.3123 | 0.0000 | OK |

| Link Event | US Node | Link | DS Node | Outflow (l/s) | Velocity (m/s) | Flow/Cap | Link Vol (m³) |
|-------------------|------------|--------------|---------|---------------|----------------|----------|---------------|
| 960 minute summer | S1 | 4.000 | S2 | 0.5 | 0.028 | 0.037 | 0.3165 |
| 960 minute summer | S2 | 4.001 | J3 | 1.0 | 0.056 | 0.072 | 0.1038 |
| 960 minute summer | S3 | 6.000 | SA1 | 0.8 | 0.338 | 0.103 | 0.0959 |
| 960 minute summer | S4 | 1.000 | S5 | 0.5 | -0.044 | 0.036 | 0.0381 |
| 960 minute summer | S5 | 1.001 | J1 | 0.5 | 0.027 | 0.036 | 0.1826 |
| 960 minute summer | S6 | 2.000 | J1 | 0.5 | 0.028 | 0.026 | 0.1087 |
| 960 minute summer | S7 | 3.000 | J2 | 0.6 | 0.279 | 0.023 | 0.1084 |
| 960 minute summer | S8 | 5.000 | J4 | 0.6 | 0.228 | 0.020 | 0.1083 |
| 960 minute summer | S9 | 7.000 | SA3 | 1.6 | 0.352 | 0.120 | 0.1011 |
| 960 minute summer | S10 | 8.000 | SA3 | 1.6 | 0.376 | 0.093 | 0.0567 |
| 960 minute summer | DRIVEWAY 1 | Infiltration | | 0.3 | | | |
| 960 minute summer | DRIVEWAY 2 | Infiltration | | 0.5 | | | |
| 960 minute summer | DRIVEWAY 3 | Infiltration | | 0.2 | | | |
| 960 minute summer | DRIVEWAY 4 | Infiltration | | 0.3 | | | |
| 960 minute summer | DRIVEWAY 5 | Infiltration | | 0.2 | | | |

Results for 30 year +35% CC 960 minute summer. 1200 minute analysis at 15 minute timestep. Mass balance: 99.00%

| Node Event | US Node | Peak (mins) | Level (m) | Depth (m) | Inflow (l/s) | Node Vol (m ³) | Flood (m ³) | Status |
|-------------------|------------|-------------|-----------|-----------|--------------|----------------------------|-------------------------|------------|
| 960 minute summer | DRIVEWAY 6 | 510 | 2.635 | 0.035 | 0.2 | 0.3123 | 0.0000 | OK |
| 960 minute summer | SA1 | 510 | 2.454 | 0.349 | 4.2 | 0.4416 | 0.0000 | SURCHARGED |
| 960 minute summer | SA2 | 510 | 2.450 | 0.386 | 4.2 | 6.1406 | 0.0000 | OK |
| 960 minute summer | SA3 | 495 | 2.632 | 0.056 | 3.4 | 0.0701 | 0.0000 | OK |
| 960 minute summer | SA4 | 660 | 2.395 | -0.171 | 3.4 | 25.3932 | 0.0000 | OK |
| 960 minute summer | J1 | 510 | 2.457 | 0.229 | 1.0 | 0.2586 | 0.0000 | SURCHARGED |
| 960 minute summer | J2 | 510 | 2.456 | 0.279 | 1.5 | 0.0000 | 0.0000 | SURCHARGED |
| 960 minute summer | J3 | 510 | 2.456 | 0.293 | 2.5 | 0.0000 | 0.0000 | SURCHARGED |
| 960 minute summer | J4 | 510 | 2.456 | 0.323 | 3.1 | 0.0000 | 0.0000 | SURCHARGED |

| Link Event | US Node | Link | DS Node | Outflow (l/s) | Velocity (m/s) | Flow/Cap | Link Vol (m ³) |
|-------------------|------------|--------------|---------|---------------|----------------|----------|----------------------------|
| 960 minute summer | DRIVEWAY 6 | Infiltration | | 0.2 | | | |
| 960 minute summer | SA1 | 1.006 | SA2 | 4.2 | 0.236 | 0.310 | 0.1254 |
| 960 minute summer | SA2 | Infiltration | | 3.6 | | | |
| 960 minute summer | SA3 | 7.001 | SA4 | 3.4 | 0.602 | 0.246 | 0.0093 |
| 960 minute summer | SA4 | Infiltration | | 0.8 | | | |
| 960 minute summer | J1 | 1.002 | J2 | 1.0 | 0.054 | 0.072 | 0.1589 |
| 960 minute summer | J2 | 1.003 | J3 | 1.5 | 0.223 | 0.113 | 0.0417 |
| 960 minute summer | J3 | 1.004 | J4 | 2.5 | 0.159 | 0.189 | 0.0936 |
| 960 minute summer | J4 | 1.005 | SA1 | 3.1 | 0.175 | 0.230 | 0.0859 |

Results for 30 year +35% CC 960 minute winter. 1200 minute analysis at 15 minute timestep. Mass balance: 99.02%

| Node Event | US Node | Peak (mins) | Level (m) | Depth (m) | Inflow (l/s) | Node Vol (m ³) | Flood (m ³) | Status |
|-------------------|------------|-------------|-----------|-----------|--------------|----------------------------|-------------------------|------------|
| 960 minute winter | S1 | 525 | 2.441 | 0.141 | 0.3 | 0.0599 | 0.0000 | OK |
| 960 minute winter | S2 | 525 | 2.441 | 0.243 | 0.6 | 0.0939 | 0.0000 | SURCHARGED |
| 960 minute winter | S3 | 525 | 2.440 | 0.090 | 0.5 | 0.0458 | 0.0000 | OK |
| 960 minute winter | S4 | 525 | 2.441 | 0.141 | 0.3 | 0.0599 | 0.0000 | OK |
| 960 minute winter | S5 | 525 | 2.441 | 0.154 | 0.3 | 0.0244 | 0.0000 | SURCHARGED |
| 960 minute winter | S6 | 525 | 2.441 | 0.141 | 0.3 | 0.0599 | 0.0000 | OK |
| 960 minute winter | S7 | 525 | 2.441 | 0.141 | 0.4 | 0.0691 | 0.0000 | OK |
| 960 minute winter | S8 | 525 | 2.440 | 0.140 | 0.4 | 0.0689 | 0.0000 | OK |
| 960 minute winter | S9 | 495 | 2.729 | 0.029 | 1.1 | 0.0317 | 0.0000 | OK |
| 960 minute winter | S10 | 495 | 2.726 | 0.026 | 1.1 | 0.0280 | 0.0000 | OK |
| 960 minute winter | DRIVEWAY 1 | 525 | 2.646 | 0.046 | 0.3 | 0.5264 | 0.0000 | OK |
| 960 minute winter | DRIVEWAY 2 | 525 | 2.632 | 0.032 | 0.4 | 0.6702 | 0.0000 | OK |
| 960 minute winter | DRIVEWAY 3 | 510 | 2.619 | 0.019 | 0.2 | 0.2327 | 0.0000 | OK |
| 960 minute winter | DRIVEWAY 4 | 570 | 2.622 | 0.022 | 0.2 | 0.3454 | 0.0000 | OK |
| 960 minute winter | DRIVEWAY 5 | 660 | 2.621 | 0.021 | 0.1 | 0.1846 | 0.0000 | OK |

| Link Event | US Node | Link | DS Node | Outflow (l/s) | Velocity (m/s) | Flow/Cap | Link Vol (m ³) |
|-------------------|------------|--------------|---------|---------------|----------------|----------|----------------------------|
| 960 minute winter | S1 | 4.000 | S2 | 0.3 | 0.078 | 0.023 | 0.3124 |
| 960 minute winter | S2 | 4.001 | J3 | 0.6 | 0.034 | 0.044 | 0.1038 |
| 960 minute winter | S3 | 6.000 | SA1 | 0.5 | 0.338 | 0.066 | 0.0934 |
| 960 minute winter | S4 | 1.000 | S5 | 0.3 | 0.223 | 0.022 | 0.0376 |
| 960 minute winter | S5 | 1.001 | J1 | 0.3 | 0.169 | 0.023 | 0.1826 |
| 960 minute winter | S6 | 2.000 | J1 | 0.3 | 0.201 | 0.016 | 0.1074 |
| 960 minute winter | S7 | 3.000 | J2 | 0.4 | 0.279 | 0.016 | 0.1070 |
| 960 minute winter | S8 | 5.000 | J4 | 0.4 | 0.119 | 0.014 | 0.1068 |
| 960 minute winter | S9 | 7.000 | SA3 | 1.1 | 0.315 | 0.083 | 0.0776 |
| 960 minute winter | S10 | 8.000 | SA3 | 1.1 | 0.337 | 0.064 | 0.0436 |
| 960 minute winter | DRIVEWAY 1 | Infiltration | | 0.3 | | | |
| 960 minute winter | DRIVEWAY 2 | Infiltration | | 0.4 | | | |
| 960 minute winter | DRIVEWAY 3 | Infiltration | | 0.1 | | | |
| 960 minute winter | DRIVEWAY 4 | Infiltration | | 0.2 | | | |
| 960 minute winter | DRIVEWAY 5 | Infiltration | | 0.1 | | | |

Results for 30 year +35% CC 960 minute winter. 1200 minute analysis at 15 minute timestep. Mass balance: 99.02%

| Node Event | US Node | Peak (mins) | Level (m) | Depth (m) | Inflow (l/s) | Node Vol (m³) | Flood (m³) | Status |
|-------------------|------------|-------------|-----------|-----------|--------------|---------------|------------|------------|
| 960 minute winter | DRIVEWAY 6 | 660 | 2.621 | 0.021 | 0.1 | 0.1846 | 0.0000 | OK |
| 960 minute winter | SA1 | 525 | 2.439 | 0.334 | 2.7 | 0.4227 | 0.0000 | SURCHARGED |
| 960 minute winter | SA2 | 525 | 2.437 | 0.373 | 2.7 | 4.6443 | 0.0000 | OK |
| 960 minute winter | SA3 | 495 | 2.623 | 0.047 | 2.4 | 0.0578 | 0.0000 | OK |
| 960 minute winter | SA4 | 705 | 2.385 | -0.181 | 2.4 | 24.8894 | 0.0000 | OK |
| 960 minute winter | J1 | 525 | 2.441 | 0.213 | 0.6 | 0.2405 | 0.0000 | SURCHARGED |
| 960 minute winter | J2 | 525 | 2.441 | 0.264 | 1.0 | 0.0000 | 0.0000 | SURCHARGED |
| 960 minute winter | J3 | 525 | 2.440 | 0.277 | 1.6 | 0.0000 | 0.0000 | SURCHARGED |
| 960 minute winter | J4 | 525 | 2.440 | 0.307 | 2.0 | 0.0000 | 0.0000 | SURCHARGED |

| Link Event | US Node | Link | DS Node | Outflow (l/s) | Velocity (m/s) | Flow/Cap | Link Vol (m³) |
|-------------------|------------|--------------|---------|---------------|----------------|----------|---------------|
| 960 minute winter | DRIVEWAY 6 | Infiltration | | 0.1 | | | |
| 960 minute winter | SA1 | 1.006 | SA2 | 2.7 | 0.153 | 0.201 | 0.1254 |
| 960 minute winter | SA2 | Infiltration | | 2.7 | | | |
| 960 minute winter | SA3 | 7.001 | SA4 | 2.4 | 0.548 | 0.173 | 0.0072 |
| 960 minute winter | SA4 | Infiltration | | 0.8 | | | |
| 960 minute winter | J1 | 1.002 | J2 | 0.6 | 0.066 | 0.046 | 0.1589 |
| 960 minute winter | J2 | 1.003 | J3 | 1.0 | 0.223 | 0.073 | 0.0417 |
| 960 minute winter | J3 | 1.004 | J4 | 1.6 | 0.091 | 0.120 | 0.0936 |
| 960 minute winter | J4 | 1.005 | SA1 | 2.0 | 0.113 | 0.149 | 0.0859 |

Results for 30 year +35% CC 1440 minute summer. 1680 minute analysis at 30 minute timestep. Mass balance: 98.98%

| Node Event | US Node | Peak (mins) | Level (m) | Depth (m) | Inflow (l/s) | Node Vol (m³) | Flood (m³) | Status |
|--------------------|------------|-------------|-----------|-----------|--------------|---------------|------------|------------|
| 1440 minute summer | S1 | 750 | 2.441 | 0.141 | 0.3 | 0.0600 | 0.0000 | OK |
| 1440 minute summer | S2 | 750 | 2.441 | 0.243 | 0.6 | 0.0940 | 0.0000 | SURCHARGED |
| 1440 minute summer | S3 | 750 | 2.441 | 0.091 | 0.6 | 0.0461 | 0.0000 | OK |
| 1440 minute summer | S4 | 750 | 2.441 | 0.141 | 0.3 | 0.0600 | 0.0000 | OK |
| 1440 minute summer | S5 | 750 | 2.441 | 0.154 | 0.3 | 0.0245 | 0.0000 | SURCHARGED |
| 1440 minute summer | S6 | 750 | 2.441 | 0.141 | 0.3 | 0.0600 | 0.0000 | OK |
| 1440 minute summer | S7 | 750 | 2.441 | 0.141 | 0.4 | 0.0693 | 0.0000 | OK |
| 1440 minute summer | S8 | 750 | 2.440 | 0.140 | 0.4 | 0.0690 | 0.0000 | OK |
| 1440 minute summer | S9 | 750 | 2.729 | 0.029 | 1.1 | 0.0318 | 0.0000 | OK |
| 1440 minute summer | S10 | 750 | 2.726 | 0.026 | 1.1 | 0.0280 | 0.0000 | OK |
| 1440 minute summer | DRIVEWAY 1 | 750 | 2.644 | 0.044 | 0.3 | 0.5020 | 0.0000 | OK |
| 1440 minute summer | DRIVEWAY 2 | 750 | 2.631 | 0.031 | 0.4 | 0.6454 | 0.0000 | OK |
| 1440 minute summer | DRIVEWAY 3 | 750 | 2.626 | 0.026 | 0.2 | 0.3142 | 0.0000 | OK |
| 1440 minute summer | DRIVEWAY 4 | 780 | 2.622 | 0.022 | 0.2 | 0.3414 | 0.0000 | OK |
| 1440 minute summer | DRIVEWAY 5 | 870 | 2.621 | 0.021 | 0.1 | 0.1846 | 0.0000 | OK |

| Link Event | US Node | Link | DS Node | Outflow (l/s) | Velocity (m/s) | Flow/Cap | Link Vol (m³) |
|--------------------|------------|--------------|---------|---------------|----------------|----------|---------------|
| 1440 minute summer | S1 | 4.000 | S2 | 0.3 | 0.017 | 0.023 | 0.3125 |
| 1440 minute summer | S2 | 4.001 | J3 | 0.6 | 0.034 | 0.044 | 0.1038 |
| 1440 minute summer | S3 | 6.000 | SA1 | 0.6 | 0.338 | 0.078 | 0.0937 |
| 1440 minute summer | S4 | 1.000 | S5 | 0.3 | 0.017 | 0.022 | 0.0376 |
| 1440 minute summer | S5 | 1.001 | J1 | 0.3 | 0.017 | 0.023 | 0.1826 |
| 1440 minute summer | S6 | 2.000 | J1 | 0.3 | 0.017 | 0.016 | 0.1074 |
| 1440 minute summer | S7 | 3.000 | J2 | 0.4 | 0.023 | 0.016 | 0.1071 |
| 1440 minute summer | S8 | 5.000 | J4 | 0.4 | 0.023 | 0.014 | 0.1069 |
| 1440 minute summer | S9 | 7.000 | SA3 | 1.1 | 0.315 | 0.083 | 0.0780 |
| 1440 minute summer | S10 | 8.000 | SA3 | 1.1 | 0.337 | 0.064 | 0.0438 |
| 1440 minute summer | DRIVEWAY 1 | Infiltration | | 0.3 | | | |
| 1440 minute summer | DRIVEWAY 2 | Infiltration | | 0.4 | | | |
| 1440 minute summer | DRIVEWAY 3 | Infiltration | | 0.2 | | | |
| 1440 minute summer | DRIVEWAY 4 | Infiltration | | 0.2 | | | |
| 1440 minute summer | DRIVEWAY 5 | Infiltration | | 0.1 | | | |

Results for 30 year +35% CC 1440 minute summer. 1680 minute analysis at 30 minute timestep. Mass balance: 98.98%

| Node Event | US Node | Peak (mins) | Level (m) | Depth (m) | Inflow (l/s) | Node Vol (m³) | Flood (m³) | Status |
|--------------------|------------|-------------|-----------|-----------|--------------|---------------|------------|------------|
| 1440 minute summer | DRIVEWAY 6 | 870 | 2.621 | 0.021 | 0.1 | 0.1846 | 0.0000 | OK |
| 1440 minute summer | SA1 | 750 | 2.439 | 0.334 | 2.8 | 0.4230 | 0.0000 | SURCHARGED |
| 1440 minute summer | SA2 | 750 | 2.437 | 0.373 | 2.8 | 4.6584 | 0.0000 | OK |
| 1440 minute summer | SA3 | 750 | 2.623 | 0.047 | 2.4 | 0.0581 | 0.0000 | OK |
| 1440 minute summer | SA4 | 930 | 2.332 | -0.234 | 2.4 | 22.1683 | 0.0000 | OK |
| 1440 minute summer | J1 | 750 | 2.441 | 0.213 | 0.6 | 0.2408 | 0.0000 | SURCHARGED |
| 1440 minute summer | J2 | 750 | 2.441 | 0.264 | 1.0 | 0.0000 | 0.0000 | SURCHARGED |
| 1440 minute summer | J3 | 750 | 2.441 | 0.278 | 1.6 | 0.0000 | 0.0000 | SURCHARGED |
| 1440 minute summer | J4 | 750 | 2.440 | 0.307 | 2.0 | 0.0000 | 0.0000 | SURCHARGED |

| Link Event | US Node | Link | DS Node | Outflow (l/s) | Velocity (m/s) | Flow/Cap | Link Vol (m³) |
|--------------------|------------|--------------|---------|---------------|----------------|----------|---------------|
| 1440 minute summer | DRIVEWAY 6 | Infiltration | | 0.1 | | | |
| 1440 minute summer | SA1 | 1.006 | SA2 | 2.8 | 0.158 | 0.208 | 0.1254 |
| 1440 minute summer | SA2 | Infiltration | | 2.7 | | | |
| 1440 minute summer | SA3 | 7.001 | SA4 | 2.4 | 0.550 | 0.174 | 0.0072 |
| 1440 minute summer | SA4 | Infiltration | | 0.7 | | | |
| 1440 minute summer | J1 | 1.002 | J2 | 0.6 | 0.034 | 0.046 | 0.1589 |
| 1440 minute summer | J2 | 1.003 | J3 | 1.0 | 0.056 | 0.073 | 0.0417 |
| 1440 minute summer | J3 | 1.004 | J4 | 1.6 | 0.090 | 0.120 | 0.0936 |
| 1440 minute summer | J4 | 1.005 | SA1 | 2.0 | 0.113 | 0.148 | 0.0859 |

Results for 30 year +35% CC 1440 minute winter. 1680 minute analysis at 30 minute timestep. Mass balance: 98.99%

| Node Event | US Node | Peak (mins) | Level (m) | Depth (m) | Inflow (l/s) | Node Vol (m ³) | Flood (m ³) | Status |
|--------------------|------------|-------------|-----------|-----------|--------------|----------------------------|-------------------------|------------|
| 1440 minute winter | S1 | 780 | 2.428 | 0.128 | 0.2 | 0.0546 | 0.0000 | OK |
| 1440 minute winter | S2 | 780 | 2.428 | 0.230 | 0.4 | 0.0890 | 0.0000 | SURCHARGED |
| 1440 minute winter | S3 | 780 | 2.428 | 0.078 | 0.4 | 0.0396 | 0.0000 | OK |
| 1440 minute winter | S4 | 780 | 2.428 | 0.128 | 0.2 | 0.0546 | 0.0000 | OK |
| 1440 minute winter | S5 | 780 | 2.428 | 0.141 | 0.2 | 0.0224 | 0.0000 | OK |
| 1440 minute winter | S6 | 780 | 2.428 | 0.128 | 0.2 | 0.0546 | 0.0000 | OK |
| 1440 minute winter | S7 | 780 | 2.428 | 0.128 | 0.3 | 0.0630 | 0.0000 | OK |
| 1440 minute winter | S8 | 780 | 2.428 | 0.128 | 0.3 | 0.0629 | 0.0000 | OK |
| 1440 minute winter | S9 | 690 | 2.723 | 0.023 | 0.7 | 0.0255 | 0.0000 | OK |
| 1440 minute winter | S10 | 690 | 2.721 | 0.021 | 0.7 | 0.0225 | 0.0000 | OK |
| 1440 minute winter | DRIVEWAY 1 | 840 | 2.632 | 0.032 | 0.2 | 0.3649 | 0.0000 | OK |
| 1440 minute winter | DRIVEWAY 2 | 780 | 2.625 | 0.025 | 0.3 | 0.5114 | 0.0000 | OK |
| 1440 minute winter | DRIVEWAY 3 | 960 | 2.615 | 0.015 | 0.1 | 0.1775 | 0.0000 | OK |
| 1440 minute winter | DRIVEWAY 4 | 960 | 2.611 | 0.011 | 0.1 | 0.1731 | 0.0000 | OK |
| 1440 minute winter | DRIVEWAY 5 | 900 | 2.621 | 0.021 | 0.1 | 0.1846 | 0.0000 | OK |

| Link Event | US Node | Link | DS Node | Outflow (l/s) | Velocity (m/s) | Flow/Cap | Link Vol (m ³) |
|--------------------|------------|--------------|---------|---------------|----------------|----------|----------------------------|
| 1440 minute winter | S1 | 4.000 | S2 | 0.2 | 0.012 | 0.015 | 0.3022 |
| 1440 minute winter | S2 | 4.001 | J3 | 0.4 | 0.023 | 0.030 | 0.1038 |
| 1440 minute winter | S3 | 6.000 | SA1 | 0.4 | 0.338 | 0.052 | 0.0880 |
| 1440 minute winter | S4 | 1.000 | S5 | 0.2 | -0.031 | 0.015 | 0.0359 |
| 1440 minute winter | S5 | 1.001 | J1 | 0.2 | 0.012 | 0.015 | 0.1805 |
| 1440 minute winter | S6 | 2.000 | J1 | 0.2 | 0.012 | 0.011 | 0.1038 |
| 1440 minute winter | S7 | 3.000 | J2 | 0.3 | 0.021 | 0.012 | 0.1035 |
| 1440 minute winter | S8 | 5.000 | J4 | 0.3 | 0.017 | 0.010 | 0.1033 |
| 1440 minute winter | S9 | 7.000 | SA3 | 0.7 | 0.281 | 0.053 | 0.0555 |
| 1440 minute winter | S10 | 8.000 | SA3 | 0.7 | 0.301 | 0.041 | 0.0311 |
| 1440 minute winter | DRIVEWAY 1 | Infiltration | | 0.2 | | | |
| 1440 minute winter | DRIVEWAY 2 | Infiltration | | 0.3 | | | |
| 1440 minute winter | DRIVEWAY 3 | Infiltration | | 0.1 | | | |
| 1440 minute winter | DRIVEWAY 4 | Infiltration | | 0.1 | | | |
| 1440 minute winter | DRIVEWAY 5 | Infiltration | | 0.1 | | | |

Results for 30 year +35% CC 1440 minute winter. 1680 minute analysis at 30 minute timestep. Mass balance: 98.99%

| Node Event | US Node | Peak (mins) | Level (m) | Depth (m) | Inflow (l/s) | Node Vol (m ³) | Flood (m ³) | Status |
|--------------------|------------|-------------|-----------|-----------|--------------|----------------------------|-------------------------|------------|
| 1440 minute winter | DRIVEWAY 6 | 900 | 2.621 | 0.021 | 0.1 | 0.1846 | 0.0000 | OK |
| 1440 minute winter | SA1 | 780 | 2.427 | 0.322 | 1.9 | 0.4078 | 0.0000 | SURCHARGED |
| 1440 minute winter | SA2 | 780 | 2.426 | 0.362 | 1.9 | 3.4340 | 0.0000 | OK |
| 1440 minute winter | SA3 | 690 | 2.612 | 0.036 | 1.5 | 0.0452 | 0.0000 | OK |
| 1440 minute winter | SA4 | 990 | 2.298 | -0.268 | 1.5 | 20.4001 | 0.0000 | OK |
| 1440 minute winter | J1 | 780 | 2.428 | 0.200 | 0.4 | 0.2263 | 0.0000 | SURCHARGED |
| 1440 minute winter | J2 | 780 | 2.428 | 0.251 | 0.7 | 0.0000 | 0.0000 | SURCHARGED |
| 1440 minute winter | J3 | 780 | 2.428 | 0.265 | 1.1 | 0.0000 | 0.0000 | SURCHARGED |
| 1440 minute winter | J4 | 780 | 2.428 | 0.295 | 1.4 | 0.0000 | 0.0000 | SURCHARGED |

| Link Event | US Node | Link | DS Node | Outflow (l/s) | Velocity (m/s) | Flow/Cap | Link Vol (m ³) |
|--------------------|------------|--------------|---------|---------------|----------------|----------|----------------------------|
| 1440 minute winter | DRIVEWAY 6 | Infiltration | | 0.1 | | | |
| 1440 minute winter | SA1 | 1.006 | SA2 | 1.9 | 0.108 | 0.142 | 0.1254 |
| 1440 minute winter | SA2 | Infiltration | | 1.9 | | | |
| 1440 minute winter | SA3 | 7.001 | SA4 | 1.5 | 0.484 | 0.109 | 0.0051 |
| 1440 minute winter | SA4 | Infiltration | | 0.7 | | | |
| 1440 minute winter | J1 | 1.002 | J2 | 0.4 | 0.023 | 0.031 | 0.1589 |
| 1440 minute winter | J2 | 1.003 | J3 | 0.7 | 0.040 | 0.051 | 0.0417 |
| 1440 minute winter | J3 | 1.004 | J4 | 1.1 | 0.062 | 0.083 | 0.0936 |
| 1440 minute winter | J4 | 1.005 | SA1 | 1.4 | 0.079 | 0.104 | 0.0859 |

Results for 100 year 15 minute summer. 255 minute analysis at 1 minute timestep. Mass balance: 96.71%

| Node Event | US Node | Peak (mins) | Level (m) | Depth (m) | Inflow (l/s) | Node Vol (m ³) | Flood (m ³) | Status |
|------------------|------------|-------------|-----------|-----------|--------------|----------------------------|-------------------------|------------|
| 15 minute summer | S1 | 35 | 2.505 | 0.205 | 1.7 | 0.0875 | 0.0000 | SURCHARGED |
| 15 minute summer | S2 | 35 | 2.505 | 0.307 | 3.9 | 0.1187 | 0.0000 | SURCHARGED |
| 15 minute summer | S3 | 35 | 2.502 | 0.152 | 2.0 | 0.0773 | 0.0000 | SURCHARGED |
| 15 minute summer | S4 | 35 | 2.506 | 0.206 | 1.1 | 0.0879 | 0.0000 | SURCHARGED |
| 15 minute summer | S5 | 35 | 2.506 | 0.219 | 1.7 | 0.0349 | 0.0000 | SURCHARGED |
| 15 minute summer | S6 | 35 | 2.506 | 0.206 | 1.1 | 0.0878 | 0.0000 | SURCHARGED |
| 15 minute summer | S7 | 35 | 2.505 | 0.205 | 1.4 | 0.1008 | 0.0000 | SURCHARGED |
| 15 minute summer | S8 | 35 | 2.499 | 0.199 | 1.8 | 0.0981 | 0.0000 | SURCHARGED |
| 15 minute summer | S9 | 19 | 2.756 | 0.056 | 4.0 | 0.0614 | 0.0000 | OK |
| 15 minute summer | S10 | 18 | 2.749 | 0.049 | 4.0 | 0.0535 | 0.0000 | OK |
| 15 minute summer | DRIVEWAY 1 | 38 | 2.709 | 0.109 | 1.0 | 1.2521 | 0.0000 | OK |
| 15 minute summer | DRIVEWAY 2 | 38 | 2.678 | 0.078 | 1.4 | 1.6179 | 0.0000 | OK |
| 15 minute summer | DRIVEWAY 3 | 37 | 2.652 | 0.052 | 0.6 | 0.6253 | 0.0000 | OK |
| 15 minute summer | DRIVEWAY 4 | 37 | 2.647 | 0.047 | 0.7 | 0.7446 | 0.0000 | OK |
| 15 minute summer | DRIVEWAY 5 | 38 | 2.651 | 0.051 | 0.4 | 0.4515 | 0.0000 | OK |

| Link Event | US Node | Link | DS Node | Outflow (l/s) | Velocity (m/s) | Flow/Cap | Link Vol (m ³) |
|------------------|------------|--------------|---------|---------------|----------------|----------|----------------------------|
| 15 minute summer | S1 | 4.000 | S2 | 1.1 | 0.331 | 0.079 | 0.3165 |
| 15 minute summer | S2 | 4.001 | J3 | 2.2 | 0.344 | 0.161 | 0.1038 |
| 15 minute summer | S3 | 6.000 | SA1 | 1.9 | 0.669 | 0.255 | 0.0959 |
| 15 minute summer | S4 | 1.000 | S5 | 1.1 | 0.435 | 0.077 | 0.0381 |
| 15 minute summer | S5 | 1.001 | J1 | -1.1 | 0.340 | -0.082 | 0.1826 |
| 15 minute summer | S6 | 2.000 | J1 | 1.1 | 0.405 | 0.058 | 0.1087 |
| 15 minute summer | S7 | 3.000 | J2 | 1.5 | 0.473 | 0.059 | 0.1084 |
| 15 minute summer | S8 | 5.000 | J4 | 1.5 | 0.522 | 0.050 | 0.1083 |
| 15 minute summer | S9 | 7.000 | SA3 | 4.0 | 0.437 | 0.302 | 0.2020 |
| 15 minute summer | S10 | 8.000 | SA3 | 4.0 | 0.472 | 0.232 | 0.1135 |
| 15 minute summer | DRIVEWAY 1 | Infiltration | | 0.3 | | | |
| 15 minute summer | DRIVEWAY 2 | Infiltration | | 0.6 | | | |
| 15 minute summer | DRIVEWAY 3 | Infiltration | | 0.3 | | | |
| 15 minute summer | DRIVEWAY 4 | Infiltration | | 0.4 | | | |
| 15 minute summer | DRIVEWAY 5 | Infiltration | | 0.2 | | | |

Results for 100 year 15 minute summer. 255 minute analysis at 1 minute timestep. Mass balance: 96.71%

| Node Event | US Node | Peak (mins) | Level (m) | Depth (m) | Inflow (l/s) | Node Vol (m ³) | Flood (m ³) | Status |
|------------------|------------|-------------|-----------|-----------|--------------|----------------------------|-------------------------|------------|
| 15 minute summer | DRIVEWAY 6 | 38 | 2.651 | 0.051 | 0.4 | 0.4515 | 0.0000 | OK |
| 15 minute summer | SA1 | 36 | 2.491 | 0.386 | 9.3 | 0.4885 | 0.0000 | SURCHARGED |
| 15 minute summer | SA2 | 39 | 2.475 | 0.411 | 9.2 | 8.9657 | 0.0000 | OK |
| 15 minute summer | SA3 | 22 | 2.675 | 0.099 | 8.6 | 0.1228 | 0.0000 | OK |
| 15 minute summer | SA4 | 44 | 2.176 | -0.390 | 8.6 | 14.1414 | 0.0000 | OK |
| 15 minute summer | J1 | 35 | 2.506 | 0.278 | 3.9 | 0.3142 | 0.0000 | SURCHARGED |
| 15 minute summer | J2 | 35 | 2.504 | 0.327 | 3.4 | 0.0000 | 0.0000 | SURCHARGED |
| 15 minute summer | J3 | 35 | 2.504 | 0.341 | 5.4 | 0.0000 | 0.0000 | SURCHARGED |
| 15 minute summer | J4 | 35 | 2.499 | 0.366 | 6.7 | 0.0000 | 0.0000 | SURCHARGED |

| Link Event | US Node | Link | DS Node | Outflow (l/s) | Velocity (m/s) | Flow/Cap | Link Vol (m ³) |
|------------------|------------|--------------|---------|---------------|----------------|----------|----------------------------|
| 15 minute summer | DRIVEWAY 6 | Infiltration | | 0.2 | | | |
| 15 minute summer | SA1 | 1.006 | SA2 | 9.2 | 0.524 | 0.687 | 0.1254 |
| 15 minute summer | SA2 | Infiltration | | 3.6 | | | |
| 15 minute summer | SA3 | 7.001 | SA4 | 8.6 | 0.758 | 0.624 | 0.0187 |
| 15 minute summer | SA4 | Infiltration | | 0.6 | | | |
| 15 minute summer | J1 | 1.002 | J2 | 2.0 | 0.384 | 0.151 | 0.1589 |
| 15 minute summer | J2 | 1.003 | J3 | 3.3 | 0.392 | 0.244 | 0.0417 |
| 15 minute summer | J3 | 1.004 | J4 | 5.4 | 0.469 | 0.405 | 0.0936 |
| 15 minute summer | J4 | 1.005 | SA1 | 6.7 | 0.380 | 0.499 | 0.0859 |

Results for 100 year 15 minute winter. 255 minute analysis at 1 minute timestep. Mass balance: 96.70%

| Node Event | US Node | Peak (mins) | Level (m) | Depth (m) | Inflow (l/s) | Node Vol (m³) | Flood (m³) | Status |
|------------------|------------|-------------|-----------|-----------|--------------|---------------|------------|------------|
| 15 minute winter | S1 | 34 | 2.504 | 0.204 | 1.9 | 0.0871 | 0.0000 | SURCHARGED |
| 15 minute winter | S2 | 34 | 2.504 | 0.306 | 3.8 | 0.1183 | 0.0000 | SURCHARGED |
| 15 minute winter | S3 | 34 | 2.502 | 0.152 | 2.0 | 0.0772 | 0.0000 | SURCHARGED |
| 15 minute winter | S4 | 34 | 2.505 | 0.205 | 1.1 | 0.0875 | 0.0000 | SURCHARGED |
| 15 minute winter | S5 | 34 | 2.505 | 0.218 | 1.4 | 0.0347 | 0.0000 | SURCHARGED |
| 15 minute winter | S6 | 34 | 2.505 | 0.205 | 1.1 | 0.0874 | 0.0000 | SURCHARGED |
| 15 minute winter | S7 | 34 | 2.504 | 0.204 | 1.4 | 0.1004 | 0.0000 | SURCHARGED |
| 15 minute winter | S8 | 35 | 2.499 | 0.199 | 1.6 | 0.0977 | 0.0000 | SURCHARGED |
| 15 minute winter | S9 | 19 | 2.756 | 0.056 | 4.0 | 0.0614 | 0.0000 | OK |
| 15 minute winter | S10 | 18 | 2.749 | 0.049 | 4.0 | 0.0535 | 0.0000 | OK |
| 15 minute winter | DRIVEWAY 1 | 39 | 2.708 | 0.108 | 1.0 | 1.2469 | 0.0000 | OK |
| 15 minute winter | DRIVEWAY 2 | 38 | 2.677 | 0.077 | 1.4 | 1.6084 | 0.0000 | OK |
| 15 minute winter | DRIVEWAY 3 | 37 | 2.651 | 0.051 | 0.6 | 0.6222 | 0.0000 | OK |
| 15 minute winter | DRIVEWAY 4 | 37 | 2.647 | 0.047 | 0.7 | 0.7446 | 0.0000 | OK |
| 15 minute winter | DRIVEWAY 5 | 37 | 2.650 | 0.050 | 0.4 | 0.4455 | 0.0000 | OK |

| Link Event | US Node | Link | DS Node | Outflow (l/s) | Velocity (m/s) | Flow/Cap | Link Vol (m³) |
|------------------|------------|--------------|---------|---------------|----------------|----------|---------------|
| 15 minute winter | S1 | 4.000 | S2 | 1.1 | 0.322 | 0.079 | 0.3165 |
| 15 minute winter | S2 | 4.001 | J3 | 2.1 | 0.349 | 0.155 | 0.1038 |
| 15 minute winter | S3 | 6.000 | SA1 | 2.0 | 0.639 | 0.255 | 0.0959 |
| 15 minute winter | S4 | 1.000 | S5 | 1.1 | 0.433 | 0.077 | 0.0381 |
| 15 minute winter | S5 | 1.001 | J1 | -1.1 | 0.329 | -0.082 | 0.1826 |
| 15 minute winter | S6 | 2.000 | J1 | 1.1 | 0.390 | 0.056 | 0.1087 |
| 15 minute winter | S7 | 3.000 | J2 | 1.5 | 0.473 | 0.059 | 0.1084 |
| 15 minute winter | S8 | 5.000 | J4 | 1.5 | 0.522 | 0.052 | 0.1083 |
| 15 minute winter | S9 | 7.000 | SA3 | 4.0 | 0.437 | 0.302 | 0.2020 |
| 15 minute winter | S10 | 8.000 | SA3 | 4.0 | 0.466 | 0.232 | 0.1135 |
| 15 minute winter | DRIVEWAY 1 | Infiltration | | 0.3 | | | |
| 15 minute winter | DRIVEWAY 2 | Infiltration | | 0.6 | | | |
| 15 minute winter | DRIVEWAY 3 | Infiltration | | 0.3 | | | |
| 15 minute winter | DRIVEWAY 4 | Infiltration | | 0.4 | | | |
| 15 minute winter | DRIVEWAY 5 | Infiltration | | 0.2 | | | |

Results for 100 year 15 minute winter. 255 minute analysis at 1 minute timestep. Mass balance: 96.70%

| Node Event | US Node | Peak (mins) | Level (m) | Depth (m) | Inflow (l/s) | Node Vol (m³) | Flood (m³) | Status |
|------------------|------------|-------------|-----------|-----------|--------------|---------------|------------|------------|
| 15 minute winter | DRIVEWAY 6 | 37 | 2.650 | 0.050 | 0.4 | 0.4455 | 0.0000 | OK |
| 15 minute winter | SA1 | 35 | 2.490 | 0.385 | 9.3 | 0.4874 | 0.0000 | SURCHARGED |
| 15 minute winter | SA2 | 39 | 2.474 | 0.410 | 9.2 | 8.9016 | 0.0000 | OK |
| 15 minute winter | SA3 | 22 | 2.675 | 0.099 | 8.6 | 0.1228 | 0.0000 | OK |
| 15 minute winter | SA4 | 44 | 2.176 | -0.390 | 8.6 | 14.1392 | 0.0000 | OK |
| 15 minute winter | J1 | 34 | 2.505 | 0.277 | 3.7 | 0.3132 | 0.0000 | SURCHARGED |
| 15 minute winter | J2 | 34 | 2.504 | 0.327 | 3.4 | 0.0000 | 0.0000 | SURCHARGED |
| 15 minute winter | J3 | 34 | 2.503 | 0.340 | 5.4 | 0.0000 | 0.0000 | SURCHARGED |
| 15 minute winter | J4 | 35 | 2.498 | 0.365 | 6.7 | 0.0000 | 0.0000 | SURCHARGED |

| Link Event | US Node | Link | DS Node | Outflow (l/s) | Velocity (m/s) | Flow/Cap | Link Vol (m³) |
|------------------|------------|--------------|---------|---------------|----------------|----------|---------------|
| 15 minute winter | DRIVEWAY 6 | Infiltration | | 0.2 | | | |
| 15 minute winter | SA1 | 1.006 | SA2 | 9.2 | 0.524 | 0.688 | 0.1254 |
| 15 minute winter | SA2 | Infiltration | | 3.6 | | | |
| 15 minute winter | SA3 | 7.001 | SA4 | 8.6 | 0.758 | 0.624 | 0.0187 |
| 15 minute winter | SA4 | Infiltration | | 0.6 | | | |
| 15 minute winter | J1 | 1.002 | J2 | -2.1 | 0.385 | -0.155 | 0.1589 |
| 15 minute winter | J2 | 1.003 | J3 | 3.3 | 0.389 | 0.244 | 0.0417 |
| 15 minute winter | J3 | 1.004 | J4 | 5.4 | 0.485 | 0.404 | 0.0936 |
| 15 minute winter | J4 | 1.005 | SA1 | 6.7 | 0.400 | 0.498 | 0.0859 |

Results for 100 year 30 minute summer. 270 minute analysis at 1 minute timestep. Mass balance: 97.53%

| Node Event | US Node | Peak (mins) | Level (m) | Depth (m) | Inflow (l/s) | Node Vol (m³) | Flood (m³) | Status |
|------------------|------------|-------------|-----------|-----------|--------------|---------------|------------|------------|
| 30 minute summer | S1 | 40 | 2.554 | 0.254 | 1.9 | 0.1082 | 0.0000 | SURCHARGED |
| 30 minute summer | S2 | 42 | 2.553 | 0.355 | 2.9 | 0.1374 | 0.0000 | SURCHARGED |
| 30 minute summer | S3 | 41 | 2.550 | 0.200 | 2.7 | 0.1016 | 0.0000 | SURCHARGED |
| 30 minute summer | S4 | 40 | 2.556 | 0.256 | 1.5 | 0.1090 | 0.0000 | SURCHARGED |
| 30 minute summer | S5 | 40 | 2.556 | 0.269 | 1.8 | 0.0427 | 0.0000 | SURCHARGED |
| 30 minute summer | S6 | 40 | 2.555 | 0.255 | 1.5 | 0.1088 | 0.0000 | SURCHARGED |
| 30 minute summer | S7 | 41 | 2.553 | 0.253 | 1.9 | 0.1246 | 0.0000 | SURCHARGED |
| 30 minute summer | S8 | 42 | 2.545 | 0.245 | 1.9 | 0.1206 | 0.0000 | SURCHARGED |
| 30 minute summer | S9 | 30 | 2.765 | 0.065 | 5.3 | 0.0714 | 0.0000 | OK |
| 30 minute summer | S10 | 30 | 2.757 | 0.057 | 5.3 | 0.0620 | 0.0000 | OK |
| 30 minute summer | DRIVEWAY 1 | 48 | 2.747 | 0.147 | 1.3 | 1.6954 | 0.0000 | OK |
| 30 minute summer | DRIVEWAY 2 | 47 | 2.707 | 0.107 | 1.9 | 2.2372 | 0.0000 | OK |
| 30 minute summer | DRIVEWAY 3 | 46 | 2.665 | 0.065 | 0.8 | 0.7907 | 0.0000 | OK |
| 30 minute summer | DRIVEWAY 4 | 45 | 2.662 | 0.062 | 0.9 | 0.9758 | 0.0000 | OK |
| 30 minute summer | DRIVEWAY 5 | 46 | 2.670 | 0.070 | 0.6 | 0.6183 | 0.0000 | OK |

| Link Event | US Node | Link | DS Node | Outflow (l/s) | Velocity (m/s) | Flow/Cap | Link Vol (m³) |
|------------------|------------|--------------|---------|---------------|----------------|----------|---------------|
| 30 minute summer | S1 | 4.000 | S2 | 1.4 | 0.256 | 0.108 | 0.3165 |
| 30 minute summer | S2 | 4.001 | J3 | 2.9 | 0.322 | 0.210 | 0.1038 |
| 30 minute summer | S3 | 6.000 | SA1 | 2.6 | 0.528 | 0.336 | 0.0959 |
| 30 minute summer | S4 | 1.000 | S5 | 1.4 | 0.424 | 0.104 | 0.0381 |
| 30 minute summer | S5 | 1.001 | J1 | 1.4 | 0.309 | 0.102 | 0.1826 |
| 30 minute summer | S6 | 2.000 | J1 | 1.4 | 0.388 | 0.074 | 0.1087 |
| 30 minute summer | S7 | 3.000 | J2 | 1.8 | 0.470 | 0.072 | 0.1084 |
| 30 minute summer | S8 | 5.000 | J4 | 1.8 | 0.523 | 0.062 | 0.1083 |
| 30 minute summer | S9 | 7.000 | SA3 | 5.3 | 0.469 | 0.397 | 0.2439 |
| 30 minute summer | S10 | 8.000 | SA3 | 5.3 | 0.499 | 0.306 | 0.1368 |
| 30 minute summer | DRIVEWAY 1 | Infiltration | | 0.3 | | | |
| 30 minute summer | DRIVEWAY 2 | Infiltration | | 0.6 | | | |
| 30 minute summer | DRIVEWAY 3 | Infiltration | | 0.3 | | | |
| 30 minute summer | DRIVEWAY 4 | Infiltration | | 0.5 | | | |
| 30 minute summer | DRIVEWAY 5 | Infiltration | | 0.2 | | | |

Results for 100 year 30 minute summer. 270 minute analysis at 1 minute timestep. Mass balance: 97.53%

| Node Event | US Node | Peak (mins) | Level (m) | Depth (m) | Inflow (l/s) | Node Vol (m ³) | Flood (m ³) | Status |
|------------------|------------|-------------|-----------|-----------|--------------|----------------------------|-------------------------|------------|
| 30 minute summer | DRIVEWAY 6 | 46 | 2.670 | 0.070 | 0.6 | 0.6178 | 0.0000 | OK |
| 30 minute summer | SA1 | 43 | 2.533 | 0.428 | 12.3 | 0.5411 | 0.0000 | SURCHARGED |
| 30 minute summer | SA2 | 48 | 2.510 | 0.446 | 12.2 | 13.0665 | 0.0000 | OK |
| 30 minute summer | SA3 | 30 | 2.693 | 0.117 | 11.3 | 0.1456 | 0.0000 | OK |
| 30 minute summer | SA4 | 56 | 2.265 | -0.301 | 11.2 | 18.7416 | 0.0000 | OK |
| 30 minute summer | J1 | 41 | 2.555 | 0.327 | 2.8 | 0.3697 | 0.0000 | SURCHARGED |
| 30 minute summer | J2 | 41 | 2.553 | 0.376 | 4.5 | 0.0000 | 0.0000 | SURCHARGED |
| 30 minute summer | J3 | 41 | 2.552 | 0.389 | 7.2 | 0.0000 | 0.0000 | SURCHARGED |
| 30 minute summer | J4 | 42 | 2.545 | 0.412 | 8.9 | 0.0000 | 0.0000 | SURCHARGED |

| Link Event | US Node | Link | DS Node | Outflow (l/s) | Velocity (m/s) | Flow/Cap | Link Vol (m ³) |
|------------------|------------|--------------|---------|---------------|----------------|----------|----------------------------|
| 30 minute summer | DRIVEWAY 6 | Infiltration | | 0.2 | | | |
| 30 minute summer | SA1 | 1.006 | SA2 | 12.2 | 0.691 | 0.907 | 0.1254 |
| 30 minute summer | SA2 | Infiltration | | 3.7 | | | |
| 30 minute summer | SA3 | 7.001 | SA4 | 11.2 | 0.830 | 0.815 | 0.0222 |
| 30 minute summer | SA4 | Infiltration | | 0.7 | | | |
| 30 minute summer | J1 | 1.002 | J2 | 2.7 | 0.297 | 0.204 | 0.1589 |
| 30 minute summer | J2 | 1.003 | J3 | 4.4 | 0.355 | 0.323 | 0.0417 |
| 30 minute summer | J3 | 1.004 | J4 | 7.2 | 0.407 | 0.540 | 0.0936 |
| 30 minute summer | J4 | 1.005 | SA1 | 8.8 | 0.502 | 0.660 | 0.0859 |

Results for 100 year 30 minute winter. 270 minute analysis at 1 minute timestep. Mass balance: 97.53%

| Node Event | US Node | Peak (mins) | Level (m) | Depth (m) | Inflow (l/s) | Node Vol (m³) | Flood (m³) | Status |
|------------------|------------|-------------|-----------|-----------|--------------|---------------|------------|------------|
| 30 minute winter | S1 | 41 | 2.552 | 0.252 | 1.6 | 0.1074 | 0.0000 | SURCHARGED |
| 30 minute winter | S2 | 41 | 2.551 | 0.353 | 2.9 | 0.1367 | 0.0000 | SURCHARGED |
| 30 minute winter | S3 | 41 | 2.547 | 0.197 | 2.7 | 0.1001 | 0.0000 | SURCHARGED |
| 30 minute winter | S4 | 41 | 2.554 | 0.254 | 1.5 | 0.1083 | 0.0000 | SURCHARGED |
| 30 minute winter | S5 | 41 | 2.554 | 0.267 | 1.6 | 0.0425 | 0.0000 | SURCHARGED |
| 30 minute winter | S6 | 41 | 2.554 | 0.254 | 1.5 | 0.1081 | 0.0000 | SURCHARGED |
| 30 minute winter | S7 | 41 | 2.552 | 0.252 | 1.9 | 0.1239 | 0.0000 | SURCHARGED |
| 30 minute winter | S8 | 41 | 2.543 | 0.243 | 1.9 | 0.1196 | 0.0000 | SURCHARGED |
| 30 minute winter | S9 | 31 | 2.766 | 0.066 | 5.3 | 0.0716 | 0.0000 | OK |
| 30 minute winter | S10 | 31 | 2.757 | 0.057 | 5.3 | 0.0621 | 0.0000 | OK |
| 30 minute winter | DRIVEWAY 1 | 49 | 2.749 | 0.149 | 1.3 | 1.7083 | 0.0000 | OK |
| 30 minute winter | DRIVEWAY 2 | 47 | 2.706 | 0.106 | 1.9 | 2.2123 | 0.0000 | OK |
| 30 minute winter | DRIVEWAY 3 | 46 | 2.665 | 0.065 | 0.8 | 0.7881 | 0.0000 | OK |
| 30 minute winter | DRIVEWAY 4 | 45 | 2.661 | 0.061 | 0.9 | 0.9624 | 0.0000 | OK |
| 30 minute winter | DRIVEWAY 5 | 46 | 2.669 | 0.069 | 0.6 | 0.6129 | 0.0000 | OK |

| Link Event | US Node | Link | DS Node | Outflow (l/s) | Velocity (m/s) | Flow/Cap | Link Vol (m³) |
|------------------|------------|--------------|---------|---------------|----------------|----------|---------------|
| 30 minute winter | S1 | 4.000 | S2 | 1.4 | 0.276 | 0.107 | 0.3165 |
| 30 minute winter | S2 | 4.001 | J3 | 2.9 | 0.287 | 0.210 | 0.1038 |
| 30 minute winter | S3 | 6.000 | SA1 | 2.6 | 0.526 | 0.336 | 0.0959 |
| 30 minute winter | S4 | 1.000 | S5 | 1.4 | 0.424 | 0.104 | 0.0381 |
| 30 minute winter | S5 | 1.001 | J1 | 1.4 | 0.289 | 0.102 | 0.1826 |
| 30 minute winter | S6 | 2.000 | J1 | 1.4 | 0.389 | 0.074 | 0.1087 |
| 30 minute winter | S7 | 3.000 | J2 | 1.8 | 0.469 | 0.072 | 0.1084 |
| 30 minute winter | S8 | 5.000 | J4 | 1.8 | 0.520 | 0.062 | 0.1083 |
| 30 minute winter | S9 | 7.000 | SA3 | 5.3 | 0.470 | 0.399 | 0.2456 |
| 30 minute winter | S10 | 8.000 | SA3 | 5.3 | 0.499 | 0.307 | 0.1377 |
| 30 minute winter | DRIVEWAY 1 | Infiltration | | 0.3 | | | |
| 30 minute winter | DRIVEWAY 2 | Infiltration | | 0.6 | | | |
| 30 minute winter | DRIVEWAY 3 | Infiltration | | 0.3 | | | |
| 30 minute winter | DRIVEWAY 4 | Infiltration | | 0.5 | | | |
| 30 minute winter | DRIVEWAY 5 | Infiltration | | 0.2 | | | |

Results for 100 year 30 minute winter. 270 minute analysis at 1 minute timestep. Mass balance: 97.53%

| Node Event | US Node | Peak (mins) | Level (m) | Depth (m) | Inflow (l/s) | Node Vol (m³) | Flood (m³) | Status |
|------------------|------------|-------------|-----------|-----------|--------------|---------------|------------|------------|
| 30 minute winter | DRIVEWAY 6 | 46 | 2.669 | 0.069 | 0.6 | 0.6124 | 0.0000 | OK |
| 30 minute winter | SA1 | 42 | 2.530 | 0.425 | 12.3 | 0.5379 | 0.0000 | SURCHARGED |
| 30 minute winter | SA2 | 49 | 2.509 | 0.445 | 12.2 | 12.9510 | 0.0000 | OK |
| 30 minute winter | SA3 | 31 | 2.694 | 0.118 | 11.4 | 0.1469 | 0.0000 | OK |
| 30 minute winter | SA4 | 56 | 2.266 | -0.300 | 11.4 | 18.7652 | 0.0000 | OK |
| 30 minute winter | J1 | 41 | 2.553 | 0.325 | 2.8 | 0.3680 | 0.0000 | SURCHARGED |
| 30 minute winter | J2 | 41 | 2.551 | 0.374 | 4.5 | 0.0000 | 0.0000 | SURCHARGED |
| 30 minute winter | J3 | 41 | 2.550 | 0.387 | 7.2 | 0.0000 | 0.0000 | SURCHARGED |
| 30 minute winter | J4 | 41 | 2.543 | 0.410 | 8.9 | 0.0000 | 0.0000 | SURCHARGED |

| Link Event | US Node | Link | DS Node | Outflow (l/s) | Velocity (m/s) | Flow/Cap | Link Vol (m³) |
|------------------|------------|--------------|---------|---------------|----------------|----------|---------------|
| 30 minute winter | DRIVEWAY 6 | Infiltration | | 0.2 | | | |
| 30 minute winter | SA1 | 1.006 | SA2 | 12.2 | 0.691 | 0.907 | 0.1254 |
| 30 minute winter | SA2 | Infiltration | | 3.7 | | | |
| 30 minute winter | SA3 | 7.001 | SA4 | 11.4 | 0.834 | 0.827 | 0.0224 |
| 30 minute winter | SA4 | Infiltration | | 0.7 | | | |
| 30 minute winter | J1 | 1.002 | J2 | 2.7 | 0.313 | 0.204 | 0.1589 |
| 30 minute winter | J2 | 1.003 | J3 | 4.4 | 0.366 | 0.322 | 0.0417 |
| 30 minute winter | J3 | 1.004 | J4 | 7.2 | 0.407 | 0.540 | 0.0936 |
| 30 minute winter | J4 | 1.005 | SA1 | 8.8 | 0.502 | 0.660 | 0.0859 |

Results for 100 year 60 minute summer. 300 minute analysis at 1 minute timestep. Mass balance: 98.06%

| Node Event | US Node | Peak (mins) | Level (m) | Depth (m) | Inflow (l/s) | Node Vol (m ³) | Flood (m ³) | Status |
|------------------|------------|-------------|-----------|-----------|--------------|----------------------------|-------------------------|------------|
| 60 minute summer | S1 | 57 | 2.585 | 0.285 | 1.6 | 0.1215 | 0.0000 | SURCHARGED |
| 60 minute summer | S2 | 57 | 2.584 | 0.386 | 3.1 | 0.1495 | 0.0000 | SURCHARGED |
| 60 minute summer | S3 | 56 | 2.579 | 0.229 | 2.7 | 0.1164 | 0.0000 | SURCHARGED |
| 60 minute summer | S4 | 57 | 2.587 | 0.287 | 1.6 | 0.1224 | 0.0000 | SURCHARGED |
| 60 minute summer | S5 | 57 | 2.587 | 0.300 | 1.5 | 0.0477 | 0.0000 | SURCHARGED |
| 60 minute summer | S6 | 57 | 2.587 | 0.287 | 1.6 | 0.1221 | 0.0000 | SURCHARGED |
| 60 minute summer | S7 | 57 | 2.585 | 0.285 | 1.9 | 0.1400 | 0.0000 | SURCHARGED |
| 60 minute summer | S8 | 57 | 2.575 | 0.275 | 1.9 | 0.1353 | 0.0000 | SURCHARGED |
| 60 minute summer | S9 | 45 | 2.766 | 0.066 | 5.4 | 0.0724 | 0.0000 | OK |
| 60 minute summer | S10 | 44 | 2.757 | 0.057 | 5.4 | 0.0627 | 0.0000 | OK |
| 60 minute summer | DRIVEWAY 1 | 67 | 2.776 | 0.176 | 1.4 | 2.0286 | 0.0000 | OK |
| 60 minute summer | DRIVEWAY 2 | 65 | 2.728 | 0.128 | 1.9 | 2.6727 | 0.0000 | OK |
| 60 minute summer | DRIVEWAY 3 | 62 | 2.679 | 0.079 | 0.8 | 0.9581 | 0.0000 | OK |
| 60 minute summer | DRIVEWAY 4 | 62 | 2.674 | 0.074 | 1.0 | 1.1630 | 0.0000 | OK |
| 60 minute summer | DRIVEWAY 5 | 63 | 2.684 | 0.084 | 0.6 | 0.7399 | 0.0000 | OK |

| Link Event | US Node | Link | DS Node | Outflow (l/s) | Velocity (m/s) | Flow/Cap | Link Vol (m ³) |
|------------------|------------|--------------|---------|---------------|----------------|----------|----------------------------|
| 60 minute summer | S1 | 4.000 | S2 | 1.5 | 0.225 | 0.112 | 0.3165 |
| 60 minute summer | S2 | 4.001 | J3 | 3.0 | 0.287 | 0.218 | 0.1038 |
| 60 minute summer | S3 | 6.000 | SA1 | 2.6 | 0.465 | 0.344 | 0.0959 |
| 60 minute summer | S4 | 1.000 | S5 | 1.5 | 0.336 | 0.108 | 0.0381 |
| 60 minute summer | S5 | 1.001 | J1 | 1.4 | 0.241 | 0.104 | 0.1826 |
| 60 minute summer | S6 | 2.000 | J1 | 1.5 | 0.389 | 0.077 | 0.1087 |
| 60 minute summer | S7 | 3.000 | J2 | 1.8 | 0.469 | 0.073 | 0.1084 |
| 60 minute summer | S8 | 5.000 | J4 | 1.8 | 0.523 | 0.062 | 0.1083 |
| 60 minute summer | S9 | 7.000 | SA3 | 5.4 | 0.471 | 0.407 | 0.2485 |
| 60 minute summer | S10 | 8.000 | SA3 | 5.4 | 0.500 | 0.313 | 0.1394 |
| 60 minute summer | DRIVEWAY 1 | Infiltration | | 0.3 | | | |
| 60 minute summer | DRIVEWAY 2 | Infiltration | | 0.6 | | | |
| 60 minute summer | DRIVEWAY 3 | Infiltration | | 0.4 | | | |
| 60 minute summer | DRIVEWAY 4 | Infiltration | | 0.5 | | | |
| 60 minute summer | DRIVEWAY 5 | Infiltration | | 0.2 | | | |

Results for 100 year 60 minute summer. 300 minute analysis at 1 minute timestep. Mass balance: 98.06%

| Node Event | US Node | Peak (mins) | Level (m) | Depth (m) | Inflow (l/s) | Node Vol (m ³) | Flood (m ³) | Status |
|------------------|------------|-------------|-----------|-----------|--------------|----------------------------|-------------------------|------------|
| 60 minute summer | DRIVEWAY 6 | 63 | 2.683 | 0.083 | 0.6 | 0.7386 | 0.0000 | OK |
| 60 minute summer | SA1 | 58 | 2.561 | 0.456 | 12.6 | 0.5768 | 0.0000 | FLOOD RISK |
| 60 minute summer | SA2 | 67 | 2.540 | 0.476 | 12.5 | 16.4195 | 0.0000 | OK |
| 60 minute summer | SA3 | 46 | 2.696 | 0.120 | 11.6 | 0.1485 | 0.0000 | OK |
| 60 minute summer | SA4 | 83 | 2.360 | -0.206 | 11.6 | 23.5865 | 0.0000 | OK |
| 60 minute summer | J1 | 57 | 2.586 | 0.358 | 2.8 | 0.4052 | 0.0000 | SURCHARGED |
| 60 minute summer | J2 | 57 | 2.584 | 0.407 | 4.6 | 0.0000 | 0.0000 | SURCHARGED |
| 60 minute summer | J3 | 57 | 2.583 | 0.420 | 7.4 | 0.0000 | 0.0000 | SURCHARGED |
| 60 minute summer | J4 | 57 | 2.574 | 0.441 | 9.1 | 0.0000 | 0.0000 | SURCHARGED |

| Link Event | US Node | Link | DS Node | Outflow (l/s) | Velocity (m/s) | Flow/Cap | Link Vol (m ³) |
|------------------|------------|--------------|---------|---------------|----------------|----------|----------------------------|
| 60 minute summer | DRIVEWAY 6 | Infiltration | | 0.2 | | | |
| 60 minute summer | SA1 | 1.006 | SA2 | 12.5 | 0.712 | 0.934 | 0.1254 |
| 60 minute summer | SA2 | Infiltration | | 3.7 | | | |
| 60 minute summer | SA3 | 7.001 | SA4 | 11.6 | 0.840 | 0.841 | 0.0227 |
| 60 minute summer | SA4 | Infiltration | | 0.7 | | | |
| 60 minute summer | J1 | 1.002 | J2 | 2.8 | 0.286 | 0.207 | 0.1589 |
| 60 minute summer | J2 | 1.003 | J3 | 4.5 | 0.305 | 0.329 | 0.0417 |
| 60 minute summer | J3 | 1.004 | J4 | 7.3 | 0.413 | 0.547 | 0.0936 |
| 60 minute summer | J4 | 1.005 | SA1 | 9.0 | 0.513 | 0.674 | 0.0859 |

Results for 100 year 60 minute winter. 300 minute analysis at 1 minute timestep. Mass balance: 98.06%

| Node Event | US Node | Peak (mins) | Level (m) | Depth (m) | Inflow (l/s) | Node Vol (m³) | Flood (m³) | Status |
|------------------|------------|-------------|-----------|-----------|--------------|---------------|------------|------------|
| 60 minute winter | S1 | 55 | 2.575 | 0.275 | 1.5 | 0.1173 | 0.0000 | SURCHARGED |
| 60 minute winter | S2 | 55 | 2.574 | 0.376 | 2.9 | 0.1456 | 0.0000 | SURCHARGED |
| 60 minute winter | S3 | 55 | 2.570 | 0.220 | 2.7 | 0.1122 | 0.0000 | SURCHARGED |
| 60 minute winter | S4 | 55 | 2.577 | 0.277 | 1.5 | 0.1181 | 0.0000 | SURCHARGED |
| 60 minute winter | S5 | 55 | 2.577 | 0.290 | 1.4 | 0.0461 | 0.0000 | SURCHARGED |
| 60 minute winter | S6 | 55 | 2.577 | 0.277 | 1.5 | 0.1179 | 0.0000 | SURCHARGED |
| 60 minute winter | S7 | 56 | 2.575 | 0.275 | 1.9 | 0.1352 | 0.0000 | SURCHARGED |
| 60 minute winter | S8 | 56 | 2.566 | 0.266 | 1.9 | 0.1309 | 0.0000 | SURCHARGED |
| 60 minute winter | S9 | 46 | 2.766 | 0.066 | 5.4 | 0.0724 | 0.0000 | OK |
| 60 minute winter | S10 | 46 | 2.757 | 0.057 | 5.4 | 0.0627 | 0.0000 | OK |
| 60 minute winter | DRIVEWAY 1 | 69 | 2.775 | 0.175 | 1.3 | 2.0106 | 0.0000 | OK |
| 60 minute winter | DRIVEWAY 2 | 67 | 2.726 | 0.126 | 1.9 | 2.6284 | 0.0000 | OK |
| 60 minute winter | DRIVEWAY 3 | 63 | 2.677 | 0.077 | 0.8 | 0.9304 | 0.0000 | OK |
| 60 minute winter | DRIVEWAY 4 | 63 | 2.672 | 0.072 | 1.0 | 1.1365 | 0.0000 | OK |
| 60 minute winter | DRIVEWAY 5 | 64 | 2.681 | 0.081 | 0.6 | 0.7206 | 0.0000 | OK |

| Link Event | US Node | Link | DS Node | Outflow (l/s) | Velocity (m/s) | Flow/Cap | Link Vol (m³) |
|------------------|------------|--------------|---------|---------------|----------------|----------|---------------|
| 60 minute winter | S1 | 4.000 | S2 | 1.4 | 0.231 | 0.108 | 0.3165 |
| 60 minute winter | S2 | 4.001 | J3 | 2.9 | 0.287 | 0.212 | 0.1038 |
| 60 minute winter | S3 | 6.000 | SA1 | 2.6 | 0.470 | 0.343 | 0.0959 |
| 60 minute winter | S4 | 1.000 | S5 | 1.4 | 0.358 | 0.105 | 0.0381 |
| 60 minute winter | S5 | 1.001 | J1 | 1.4 | 0.242 | 0.104 | 0.1826 |
| 60 minute winter | S6 | 2.000 | J1 | 1.4 | 0.389 | 0.075 | 0.1087 |
| 60 minute winter | S7 | 3.000 | J2 | 1.8 | 0.469 | 0.073 | 0.1084 |
| 60 minute winter | S8 | 5.000 | J4 | 1.8 | 0.523 | 0.062 | 0.1083 |
| 60 minute winter | S9 | 7.000 | SA3 | 5.4 | 0.471 | 0.407 | 0.2485 |
| 60 minute winter | S10 | 8.000 | SA3 | 5.4 | 0.500 | 0.313 | 0.1394 |
| 60 minute winter | DRIVEWAY 1 | Infiltration | | 0.3 | | | |
| 60 minute winter | DRIVEWAY 2 | Infiltration | | 0.6 | | | |
| 60 minute winter | DRIVEWAY 3 | Infiltration | | 0.4 | | | |
| 60 minute winter | DRIVEWAY 4 | Infiltration | | 0.5 | | | |
| 60 minute winter | DRIVEWAY 5 | Infiltration | | 0.2 | | | |

Results for 100 year 60 minute winter. 300 minute analysis at 1 minute timestep. Mass balance: 98.06%

| Node Event | US Node | Peak (mins) | Level (m) | Depth (m) | Inflow (l/s) | Node Vol (m³) | Flood (m³) | Status |
|------------------|------------|-------------|-----------|-----------|--------------|---------------|------------|------------|
| 60 minute winter | DRIVEWAY 6 | 64 | 2.681 | 0.081 | 0.6 | 0.7193 | 0.0000 | OK |
| 60 minute winter | SA1 | 58 | 2.554 | 0.449 | 12.5 | 0.5675 | 0.0000 | FLOOD RISK |
| 60 minute winter | SA2 | 69 | 2.538 | 0.474 | 12.4 | 16.2326 | 0.0000 | OK |
| 60 minute winter | SA3 | 47 | 2.696 | 0.120 | 11.6 | 0.1485 | 0.0000 | OK |
| 60 minute winter | SA4 | 83 | 2.361 | -0.205 | 11.6 | 23.6473 | 0.0000 | OK |
| 60 minute winter | J1 | 55 | 2.576 | 0.348 | 2.8 | 0.3939 | 0.0000 | SURCHARGED |
| 60 minute winter | J2 | 56 | 2.574 | 0.397 | 4.5 | 0.0000 | 0.0000 | SURCHARGED |
| 60 minute winter | J3 | 56 | 2.573 | 0.410 | 7.3 | 0.0000 | 0.0000 | SURCHARGED |
| 60 minute winter | J4 | 57 | 2.565 | 0.432 | 9.1 | 0.0000 | 0.0000 | SURCHARGED |

| Link Event | US Node | Link | DS Node | Outflow (l/s) | Velocity (m/s) | Flow/Cap | Link Vol (m³) |
|------------------|------------|--------------|---------|---------------|----------------|----------|---------------|
| 60 minute winter | DRIVEWAY 6 | Infiltration | | 0.2 | | | |
| 60 minute winter | SA1 | 1.006 | SA2 | 12.4 | 0.706 | 0.927 | 0.1254 |
| 60 minute winter | SA2 | Infiltration | | 3.7 | | | |
| 60 minute winter | SA3 | 7.001 | SA4 | 11.6 | 0.840 | 0.841 | 0.0227 |
| 60 minute winter | SA4 | Infiltration | | 0.8 | | | |
| 60 minute winter | J1 | 1.002 | J2 | 2.8 | 0.286 | 0.207 | 0.1589 |
| 60 minute winter | J2 | 1.003 | J3 | 4.5 | 0.317 | 0.328 | 0.0417 |
| 60 minute winter | J3 | 1.004 | J4 | 7.3 | 0.413 | 0.548 | 0.0936 |
| 60 minute winter | J4 | 1.005 | SA1 | 9.0 | 0.511 | 0.672 | 0.0859 |

Results for 100 year 120 minute summer. 360 minute analysis at 2 minute timestep. Mass balance: 98.38%

| Node Event | US Node | Peak (mins) | Level (m) | Depth (m) | Inflow (l/s) | Node Vol (m³) | Flood (m³) | Status |
|-------------------|------------|-------------|-----------|-----------|--------------|---------------|------------|------------|
| 120 minute summer | S1 | 86 | 2.575 | 0.275 | 1.4 | 0.1170 | 0.0000 | SURCHARGED |
| 120 minute summer | S2 | 88 | 2.574 | 0.376 | 2.7 | 0.1454 | 0.0000 | SURCHARGED |
| 120 minute summer | S3 | 86 | 2.569 | 0.219 | 2.5 | 0.1115 | 0.0000 | SURCHARGED |
| 120 minute summer | S4 | 86 | 2.576 | 0.276 | 1.4 | 0.1176 | 0.0000 | SURCHARGED |
| 120 minute summer | S5 | 86 | 2.576 | 0.289 | 1.3 | 0.0459 | 0.0000 | SURCHARGED |
| 120 minute summer | S6 | 86 | 2.576 | 0.276 | 1.4 | 0.1174 | 0.0000 | SURCHARGED |
| 120 minute summer | S7 | 88 | 2.574 | 0.274 | 1.8 | 0.1348 | 0.0000 | SURCHARGED |
| 120 minute summer | S8 | 88 | 2.567 | 0.267 | 1.8 | 0.1314 | 0.0000 | SURCHARGED |
| 120 minute summer | S9 | 76 | 2.763 | 0.063 | 4.9 | 0.0686 | 0.0000 | OK |
| 120 minute summer | S10 | 76 | 2.755 | 0.055 | 4.9 | 0.0595 | 0.0000 | OK |
| 120 minute summer | DRIVEWAY 1 | 104 | 2.776 | 0.176 | 1.2 | 2.0266 | 0.0000 | OK |
| 120 minute summer | DRIVEWAY 2 | 100 | 2.725 | 0.125 | 1.8 | 2.6138 | 0.0000 | OK |
| 120 minute summer | DRIVEWAY 3 | 92 | 2.674 | 0.074 | 0.7 | 0.9002 | 0.0000 | OK |
| 120 minute summer | DRIVEWAY 4 | 92 | 2.669 | 0.069 | 0.9 | 1.0879 | 0.0000 | OK |
| 120 minute summer | DRIVEWAY 5 | 96 | 2.677 | 0.077 | 0.5 | 0.6809 | 0.0000 | OK |

| Link Event | US Node | Link | DS Node | Outflow (l/s) | Velocity (m/s) | Flow/Cap | Link Vol (m³) |
|-------------------|------------|--------------|---------|---------------|----------------|----------|---------------|
| 120 minute summer | S1 | 4.000 | S2 | 1.3 | 0.206 | 0.101 | 0.3165 |
| 120 minute summer | S2 | 4.001 | J3 | 2.7 | 0.306 | 0.197 | 0.1038 |
| 120 minute summer | S3 | 6.000 | SA1 | 2.4 | 0.415 | 0.317 | 0.0959 |
| 120 minute summer | S4 | 1.000 | S5 | 1.3 | 0.289 | 0.098 | 0.0381 |
| 120 minute summer | S5 | 1.001 | J1 | 1.3 | 0.213 | 0.096 | 0.1826 |
| 120 minute summer | S6 | 2.000 | J1 | 1.3 | 0.348 | 0.070 | 0.1087 |
| 120 minute summer | S7 | 3.000 | J2 | 1.7 | 0.362 | 0.068 | 0.1084 |
| 120 minute summer | S8 | 5.000 | J4 | 1.7 | 0.376 | 0.059 | 0.1083 |
| 120 minute summer | S9 | 7.000 | SA3 | 4.9 | 0.460 | 0.369 | 0.2324 |
| 120 minute summer | S10 | 8.000 | SA3 | 4.9 | 0.489 | 0.284 | 0.1304 |
| 120 minute summer | DRIVEWAY 1 | Infiltration | | 0.3 | | | |
| 120 minute summer | DRIVEWAY 2 | Infiltration | | 0.6 | | | |
| 120 minute summer | DRIVEWAY 3 | Infiltration | | 0.4 | | | |
| 120 minute summer | DRIVEWAY 4 | Infiltration | | 0.5 | | | |
| 120 minute summer | DRIVEWAY 5 | Infiltration | | 0.2 | | | |

Results for 100 year 120 minute summer. 360 minute analysis at 2 minute timestep. Mass balance: 98.38%

| Node Event | US Node | Peak (mins) | Level (m) | Depth (m) | Inflow (l/s) | Node Vol (m ³) | Flood (m ³) | Status |
|-------------------|------------|-------------|-----------|-----------|--------------|----------------------------|-------------------------|------------|
| 120 minute summer | DRIVEWAY 6 | 96 | 2.677 | 0.077 | 0.5 | 0.6796 | 0.0000 | OK |
| 120 minute summer | SA1 | 90 | 2.557 | 0.452 | 11.6 | 0.5715 | 0.0000 | FLOOD RISK |
| 120 minute summer | SA2 | 102 | 2.546 | 0.482 | 11.6 | 17.1724 | 0.0000 | OK |
| 120 minute summer | SA3 | 78 | 2.688 | 0.112 | 10.5 | 0.1392 | 0.0000 | OK |
| 120 minute summer | SA4 | 136 | 2.419 | -0.147 | 10.5 | 26.6486 | 0.0000 | OK |
| 120 minute summer | J1 | 86 | 2.575 | 0.347 | 2.6 | 0.3927 | 0.0000 | SURCHARGED |
| 120 minute summer | J2 | 88 | 2.574 | 0.397 | 4.2 | 0.0000 | 0.0000 | SURCHARGED |
| 120 minute summer | J3 | 88 | 2.573 | 0.410 | 6.8 | 0.0000 | 0.0000 | SURCHARGED |
| 120 minute summer | J4 | 88 | 2.567 | 0.434 | 8.4 | 0.0000 | 0.0000 | SURCHARGED |

| Link Event | US Node | Link | DS Node | Outflow (l/s) | Velocity (m/s) | Flow/Cap | Link Vol (m ³) |
|-------------------|------------|--------------|---------|---------------|----------------|----------|----------------------------|
| 120 minute summer | DRIVEWAY 6 | Infiltration | | 0.2 | | | |
| 120 minute summer | SA1 | 1.006 | SA2 | 11.6 | 0.656 | 0.861 | 0.1254 |
| 120 minute summer | SA2 | Infiltration | | 3.8 | | | |
| 120 minute summer | SA3 | 7.001 | SA4 | 10.5 | 0.810 | 0.761 | 0.0213 |
| 120 minute summer | SA4 | Infiltration | | 0.8 | | | |
| 120 minute summer | J1 | 1.002 | J2 | 2.6 | 0.239 | 0.192 | 0.1589 |
| 120 minute summer | J2 | 1.003 | J3 | 4.1 | 0.278 | 0.304 | 0.0417 |
| 120 minute summer | J3 | 1.004 | J4 | 6.8 | 0.384 | 0.509 | 0.0936 |
| 120 minute summer | J4 | 1.005 | SA1 | 8.3 | 0.474 | 0.623 | 0.0859 |

Results for 100 year 120 minute winter. 360 minute analysis at 2 minute timestep. Mass balance: 98.38%

| Node Event | US Node | Peak (mins) | Level (m) | Depth (m) | Inflow (l/s) | Node Vol (m³) | Flood (m³) | Status |
|-------------------|------------|-------------|-----------|-----------|--------------|---------------|------------|------------|
| 120 minute winter | S1 | 88 | 2.557 | 0.257 | 1.2 | 0.1093 | 0.0000 | SURCHARGED |
| 120 minute winter | S2 | 88 | 2.556 | 0.358 | 2.4 | 0.1385 | 0.0000 | SURCHARGED |
| 120 minute winter | S3 | 90 | 2.553 | 0.203 | 2.2 | 0.1034 | 0.0000 | SURCHARGED |
| 120 minute winter | S4 | 88 | 2.558 | 0.258 | 1.2 | 0.1098 | 0.0000 | SURCHARGED |
| 120 minute winter | S5 | 88 | 2.558 | 0.271 | 1.2 | 0.0430 | 0.0000 | SURCHARGED |
| 120 minute winter | S6 | 88 | 2.558 | 0.258 | 1.2 | 0.1097 | 0.0000 | SURCHARGED |
| 120 minute winter | S7 | 88 | 2.556 | 0.256 | 1.5 | 0.1261 | 0.0000 | SURCHARGED |
| 120 minute winter | S8 | 94 | 2.551 | 0.251 | 1.5 | 0.1237 | 0.0000 | SURCHARGED |
| 120 minute winter | S9 | 76 | 2.758 | 0.058 | 4.3 | 0.0638 | 0.0000 | OK |
| 120 minute winter | S10 | 76 | 2.751 | 0.051 | 4.3 | 0.0556 | 0.0000 | OK |
| 120 minute winter | DRIVEWAY 1 | 108 | 2.776 | 0.176 | 1.1 | 2.0253 | 0.0000 | OK |
| 120 minute winter | DRIVEWAY 2 | 102 | 2.718 | 0.118 | 1.5 | 2.4641 | 0.0000 | OK |
| 120 minute winter | DRIVEWAY 3 | 98 | 2.669 | 0.069 | 0.6 | 0.8363 | 0.0000 | OK |
| 120 minute winter | DRIVEWAY 4 | 94 | 2.664 | 0.064 | 0.8 | 1.0117 | 0.0000 | OK |
| 120 minute winter | DRIVEWAY 5 | 98 | 2.675 | 0.075 | 0.5 | 0.6605 | 0.0000 | OK |

| Link Event | US Node | Link | DS Node | Outflow (l/s) | Velocity (m/s) | Flow/Cap | Link Vol (m³) |
|-------------------|------------|--------------|---------|---------------|----------------|----------|---------------|
| 120 minute winter | S1 | 4.000 | S2 | 1.2 | 0.214 | 0.086 | 0.3165 |
| 120 minute winter | S2 | 4.001 | J3 | 2.3 | 0.306 | 0.169 | 0.1038 |
| 120 minute winter | S3 | 6.000 | SA1 | 2.1 | 0.417 | 0.280 | 0.0959 |
| 120 minute winter | S4 | 1.000 | S5 | 1.2 | 0.311 | 0.084 | 0.0381 |
| 120 minute winter | S5 | 1.001 | J1 | 1.1 | 0.213 | 0.083 | 0.1826 |
| 120 minute winter | S6 | 2.000 | J1 | 1.2 | 0.348 | 0.060 | 0.1087 |
| 120 minute winter | S7 | 3.000 | J2 | 1.5 | 0.362 | 0.058 | 0.1084 |
| 120 minute winter | S8 | 5.000 | J4 | 1.5 | 0.376 | 0.049 | 0.1083 |
| 120 minute winter | S9 | 7.000 | SA3 | 4.3 | 0.445 | 0.324 | 0.2123 |
| 120 minute winter | S10 | 8.000 | SA3 | 4.3 | 0.473 | 0.249 | 0.1192 |
| 120 minute winter | DRIVEWAY 1 | Infiltration | | 0.3 | | | |
| 120 minute winter | DRIVEWAY 2 | Infiltration | | 0.6 | | | |
| 120 minute winter | DRIVEWAY 3 | Infiltration | | 0.3 | | | |
| 120 minute winter | DRIVEWAY 4 | Infiltration | | 0.5 | | | |
| 120 minute winter | DRIVEWAY 5 | Infiltration | | 0.2 | | | |

Results for 100 year 120 minute winter. 360 minute analysis at 2 minute timestep. Mass balance: 98.38%

| Node Event | US Node | Peak (mins) | Level (m) | Depth (m) | Inflow (l/s) | Node Vol (m³) | Flood (m³) | Status |
|-------------------|------------|-------------|-----------|-----------|--------------|---------------|------------|------------|
| 120 minute winter | DRIVEWAY 6 | 98 | 2.674 | 0.074 | 0.5 | 0.6591 | 0.0000 | OK |
| 120 minute winter | SA1 | 96 | 2.546 | 0.441 | 10.1 | 0.5582 | 0.0000 | SURCHARGED |
| 120 minute winter | SA2 | 106 | 2.540 | 0.476 | 10.0 | 16.4276 | 0.0000 | OK |
| 120 minute winter | SA3 | 78 | 2.679 | 0.103 | 9.2 | 0.1281 | 0.0000 | OK |
| 120 minute winter | SA4 | 136 | 2.421 | -0.145 | 9.2 | 26.7282 | 0.0000 | OK |
| 120 minute winter | J1 | 88 | 2.557 | 0.329 | 2.3 | 0.3724 | 0.0000 | SURCHARGED |
| 120 minute winter | J2 | 88 | 2.556 | 0.379 | 3.7 | 0.0000 | 0.0000 | SURCHARGED |
| 120 minute winter | J3 | 88 | 2.555 | 0.392 | 5.9 | 0.0000 | 0.0000 | SURCHARGED |
| 120 minute winter | J4 | 94 | 2.551 | 0.418 | 7.3 | 0.0000 | 0.0000 | SURCHARGED |

| Link Event | US Node | Link | DS Node | Outflow (l/s) | Velocity (m/s) | Flow/Cap | Link Vol (m³) |
|-------------------|------------|--------------|---------|---------------|----------------|----------|---------------|
| 120 minute winter | DRIVEWAY 6 | Infiltration | | 0.2 | | | |
| 120 minute winter | SA1 | 1.006 | SA2 | 10.0 | 0.570 | 0.747 | 0.1254 |
| 120 minute winter | SA2 | Infiltration | | 3.7 | | | |
| 120 minute winter | SA3 | 7.001 | SA4 | 9.2 | 0.774 | 0.667 | 0.0195 |
| 120 minute winter | SA4 | Infiltration | | 0.8 | | | |
| 120 minute winter | J1 | 1.002 | J2 | 2.2 | 0.238 | 0.165 | 0.1589 |
| 120 minute winter | J2 | 1.003 | J3 | 3.6 | 0.295 | 0.265 | 0.0417 |
| 120 minute winter | J3 | 1.004 | J4 | 5.9 | 0.334 | 0.441 | 0.0936 |
| 120 minute winter | J4 | 1.005 | SA1 | 7.3 | 0.412 | 0.542 | 0.0859 |

Results for 100 year 180 minute summer. 420 minute analysis at 4 minute timestep. Mass balance: 98.53%

| Node Event | US Node | Peak (mins) | Level (m) | Depth (m) | Inflow (l/s) | Node Vol (m³) | Flood (m³) | Status |
|-------------------|------------|-------------|-----------|-----------|--------------|---------------|------------|------------|
| 180 minute summer | S1 | 120 | 2.557 | 0.257 | 1.2 | 0.1096 | 0.0000 | SURCHARGED |
| 180 minute summer | S2 | 120 | 2.557 | 0.359 | 2.4 | 0.1388 | 0.0000 | SURCHARGED |
| 180 minute summer | S3 | 120 | 2.554 | 0.204 | 2.1 | 0.1039 | 0.0000 | SURCHARGED |
| 180 minute summer | S4 | 120 | 2.558 | 0.258 | 1.2 | 0.1100 | 0.0000 | SURCHARGED |
| 180 minute summer | S5 | 120 | 2.558 | 0.271 | 1.2 | 0.0431 | 0.0000 | SURCHARGED |
| 180 minute summer | S6 | 120 | 2.558 | 0.258 | 1.2 | 0.1099 | 0.0000 | SURCHARGED |
| 180 minute summer | S7 | 120 | 2.557 | 0.257 | 1.5 | 0.1265 | 0.0000 | SURCHARGED |
| 180 minute summer | S8 | 124 | 2.552 | 0.252 | 1.5 | 0.1242 | 0.0000 | SURCHARGED |
| 180 minute summer | S9 | 108 | 2.758 | 0.058 | 4.2 | 0.0630 | 0.0000 | OK |
| 180 minute summer | S10 | 108 | 2.750 | 0.050 | 4.2 | 0.0549 | 0.0000 | OK |
| 180 minute summer | DRIVEWAY 1 | 140 | 2.762 | 0.162 | 1.0 | 1.8638 | 0.0000 | OK |
| 180 minute summer | DRIVEWAY 2 | 132 | 2.713 | 0.113 | 1.5 | 2.3582 | 0.0000 | OK |
| 180 minute summer | DRIVEWAY 3 | 128 | 2.666 | 0.066 | 0.6 | 0.8071 | 0.0000 | OK |
| 180 minute summer | DRIVEWAY 4 | 124 | 2.661 | 0.061 | 0.7 | 0.9513 | 0.0000 | OK |
| 180 minute summer | DRIVEWAY 5 | 128 | 2.669 | 0.069 | 0.4 | 0.6128 | 0.0000 | OK |

| Link Event | US Node | Link | DS Node | Outflow (l/s) | Velocity (m/s) | Flow/Cap | Link Vol (m³) |
|-------------------|------------|--------------|---------|---------------|----------------|----------|---------------|
| 180 minute summer | S1 | 4.000 | S2 | 1.2 | 0.173 | 0.087 | 0.3165 |
| 180 minute summer | S2 | 4.001 | J3 | 2.3 | 0.308 | 0.170 | 0.1038 |
| 180 minute summer | S3 | 6.000 | SA1 | 2.0 | 0.402 | 0.268 | 0.0959 |
| 180 minute summer | S4 | 1.000 | S5 | 1.2 | 0.315 | 0.084 | 0.0381 |
| 180 minute summer | S5 | 1.001 | J1 | 1.1 | 0.206 | 0.083 | 0.1826 |
| 180 minute summer | S6 | 2.000 | J1 | 1.2 | 0.375 | 0.060 | 0.1087 |
| 180 minute summer | S7 | 3.000 | J2 | 1.4 | 0.417 | 0.057 | 0.1084 |
| 180 minute summer | S8 | 5.000 | J4 | 1.4 | 0.456 | 0.049 | 0.1083 |
| 180 minute summer | S9 | 7.000 | SA3 | 4.2 | 0.442 | 0.317 | 0.2090 |
| 180 minute summer | S10 | 8.000 | SA3 | 4.2 | 0.470 | 0.243 | 0.1173 |
| 180 minute summer | DRIVEWAY 1 | Infiltration | | 0.3 | | | |
| 180 minute summer | DRIVEWAY 2 | Infiltration | | 0.6 | | | |
| 180 minute summer | DRIVEWAY 3 | Infiltration | | 0.3 | | | |
| 180 minute summer | DRIVEWAY 4 | Infiltration | | 0.5 | | | |
| 180 minute summer | DRIVEWAY 5 | Infiltration | | 0.2 | | | |

Results for 100 year 180 minute summer. 420 minute analysis at 4 minute timestep. Mass balance: 98.53%

| Node Event | US Node | Peak (mins) | Level (m) | Depth (m) | Inflow (l/s) | Node Vol (m ³) | Flood (m ³) | Status |
|-------------------|------------|-------------|-----------|-----------|--------------|----------------------------|-------------------------|------------|
| 180 minute summer | DRIVEWAY 6 | 128 | 2.669 | 0.069 | 0.4 | 0.6120 | 0.0000 | OK |
| 180 minute summer | SA1 | 128 | 2.547 | 0.442 | 9.9 | 0.5588 | 0.0000 | SURCHARGED |
| 180 minute summer | SA2 | 136 | 2.540 | 0.476 | 9.9 | 16.4546 | 0.0000 | OK |
| 180 minute summer | SA3 | 108 | 2.678 | 0.102 | 9.0 | 0.1264 | 0.0000 | OK |
| 180 minute summer | SA4 | 192 | 2.445 | -0.121 | 9.0 | 27.9569 | 0.0000 | OK |
| 180 minute summer | J1 | 120 | 2.558 | 0.330 | 2.3 | 0.3730 | 0.0000 | SURCHARGED |
| 180 minute summer | J2 | 120 | 2.557 | 0.380 | 3.6 | 0.0000 | 0.0000 | SURCHARGED |
| 180 minute summer | J3 | 120 | 2.556 | 0.393 | 5.8 | 0.0000 | 0.0000 | SURCHARGED |
| 180 minute summer | J4 | 124 | 2.552 | 0.419 | 7.2 | 0.0000 | 0.0000 | SURCHARGED |

| Link Event | US Node | Link | DS Node | Outflow (l/s) | Velocity (m/s) | Flow/Cap | Link Vol (m ³) |
|-------------------|------------|--------------|---------|---------------|----------------|----------|----------------------------|
| 180 minute summer | DRIVEWAY 6 | Infiltration | | 0.2 | | | |
| 180 minute summer | SA1 | 1.006 | SA2 | 9.9 | 0.560 | 0.735 | 0.1254 |
| 180 minute summer | SA2 | Infiltration | | 3.7 | | | |
| 180 minute summer | SA3 | 7.001 | SA4 | 9.0 | 0.768 | 0.653 | 0.0193 |
| 180 minute summer | SA4 | Infiltration | | 0.8 | | | |
| 180 minute summer | J1 | 1.002 | J2 | 2.2 | 0.239 | 0.167 | 0.1589 |
| 180 minute summer | J2 | 1.003 | J3 | 3.6 | 0.259 | 0.262 | 0.0417 |
| 180 minute summer | J3 | 1.004 | J4 | 5.8 | 0.329 | 0.437 | 0.0936 |
| 180 minute summer | J4 | 1.005 | SA1 | 7.2 | 0.408 | 0.536 | 0.0859 |

Results for 100 year 180 minute winter. 420 minute analysis at 4 minute timestep. Mass balance: 98.54%

| Node Event | US Node | Peak (mins) | Level (m) | Depth (m) | Inflow (l/s) | Node Vol (m³) | Flood (m³) | Status |
|-------------------|------------|-------------|-----------|-----------|--------------|---------------|------------|------------|
| 180 minute winter | S1 | 132 | 2.541 | 0.241 | 1.0 | 0.1025 | 0.0000 | SURCHARGED |
| 180 minute winter | S2 | 132 | 2.540 | 0.342 | 2.0 | 0.1325 | 0.0000 | SURCHARGED |
| 180 minute winter | S3 | 132 | 2.540 | 0.190 | 1.7 | 0.0965 | 0.0000 | SURCHARGED |
| 180 minute winter | S4 | 128 | 2.541 | 0.241 | 1.0 | 0.1027 | 0.0000 | SURCHARGED |
| 180 minute winter | S5 | 128 | 2.541 | 0.254 | 1.0 | 0.0404 | 0.0000 | SURCHARGED |
| 180 minute winter | S6 | 128 | 2.541 | 0.241 | 1.0 | 0.1027 | 0.0000 | SURCHARGED |
| 180 minute winter | S7 | 132 | 2.541 | 0.241 | 1.2 | 0.1184 | 0.0000 | SURCHARGED |
| 180 minute winter | S8 | 132 | 2.538 | 0.238 | 1.2 | 0.1173 | 0.0000 | SURCHARGED |
| 180 minute winter | S9 | 108 | 2.752 | 0.052 | 3.4 | 0.0563 | 0.0000 | OK |
| 180 minute winter | S10 | 108 | 2.745 | 0.045 | 3.4 | 0.0492 | 0.0000 | OK |
| 180 minute winter | DRIVEWAY 1 | 144 | 2.758 | 0.158 | 0.9 | 1.8127 | 0.0000 | OK |
| 180 minute winter | DRIVEWAY 2 | 140 | 2.705 | 0.105 | 1.2 | 2.1913 | 0.0000 | OK |
| 180 minute winter | DRIVEWAY 3 | 128 | 2.658 | 0.058 | 0.5 | 0.7048 | 0.0000 | OK |
| 180 minute winter | DRIVEWAY 4 | 124 | 2.652 | 0.052 | 0.6 | 0.8227 | 0.0000 | OK |
| 180 minute winter | DRIVEWAY 5 | 132 | 2.664 | 0.064 | 0.4 | 0.5648 | 0.0000 | OK |

| Link Event | US Node | Link | DS Node | Outflow (l/s) | Velocity (m/s) | Flow/Cap | Link Vol (m³) |
|-------------------|------------|--------------|---------|---------------|----------------|----------|---------------|
| 180 minute winter | S1 | 4.000 | S2 | 1.0 | 0.173 | 0.072 | 0.3165 |
| 180 minute winter | S2 | 4.001 | J3 | 1.9 | 0.308 | 0.141 | 0.1038 |
| 180 minute winter | S3 | 6.000 | SA1 | 1.7 | 0.402 | 0.217 | 0.0959 |
| 180 minute winter | S4 | 1.000 | S5 | 1.0 | 0.315 | 0.070 | 0.0381 |
| 180 minute winter | S5 | 1.001 | J1 | 0.9 | 0.206 | 0.069 | 0.1826 |
| 180 minute winter | S6 | 2.000 | J1 | 1.0 | 0.375 | 0.050 | 0.1087 |
| 180 minute winter | S7 | 3.000 | J2 | 1.2 | 0.417 | 0.046 | 0.1084 |
| 180 minute winter | S8 | 5.000 | J4 | 1.2 | 0.456 | 0.039 | 0.1083 |
| 180 minute winter | S9 | 7.000 | SA3 | 3.4 | 0.421 | 0.256 | 0.1786 |
| 180 minute winter | S10 | 8.000 | SA3 | 3.4 | 0.448 | 0.197 | 0.1003 |
| 180 minute winter | DRIVEWAY 1 | Infiltration | | 0.3 | | | |
| 180 minute winter | DRIVEWAY 2 | Infiltration | | 0.6 | | | |
| 180 minute winter | DRIVEWAY 3 | Infiltration | | 0.3 | | | |
| 180 minute winter | DRIVEWAY 4 | Infiltration | | 0.5 | | | |
| 180 minute winter | DRIVEWAY 5 | Infiltration | | 0.2 | | | |

Results for 100 year 180 minute winter. 420 minute analysis at 4 minute timestep. Mass balance: 98.54%

| Node Event | US Node | Peak (mins) | Level (m) | Depth (m) | Inflow (l/s) | Node Vol (m³) | Flood (m³) | Status |
|-------------------|------------|-------------|-----------|-----------|--------------|---------------|------------|------------|
| 180 minute winter | DRIVEWAY 6 | 132 | 2.664 | 0.064 | 0.4 | 0.5640 | 0.0000 | OK |
| 180 minute winter | SA1 | 140 | 2.536 | 0.431 | 8.2 | 0.5448 | 0.0000 | SURCHARGED |
| 180 minute winter | SA2 | 144 | 2.530 | 0.466 | 8.2 | 15.3509 | 0.0000 | OK |
| 180 minute winter | SA3 | 108 | 2.665 | 0.089 | 7.3 | 0.1102 | 0.0000 | OK |
| 180 minute winter | SA4 | 192 | 2.447 | -0.119 | 7.3 | 28.0573 | 0.0000 | OK |
| 180 minute winter | J1 | 132 | 2.541 | 0.313 | 1.9 | 0.3539 | 0.0000 | SURCHARGED |
| 180 minute winter | J2 | 132 | 2.540 | 0.363 | 3.0 | 0.0000 | 0.0000 | SURCHARGED |
| 180 minute winter | J3 | 132 | 2.540 | 0.377 | 4.9 | 0.0000 | 0.0000 | SURCHARGED |
| 180 minute winter | J4 | 132 | 2.538 | 0.405 | 6.0 | 0.0000 | 0.0000 | SURCHARGED |

| Link Event | US Node | Link | DS Node | Outflow (l/s) | Velocity (m/s) | Flow/Cap | Link Vol (m³) |
|-------------------|------------|--------------|---------|---------------|----------------|----------|---------------|
| 180 minute winter | DRIVEWAY 6 | Infiltration | | 0.2 | | | |
| 180 minute winter | SA1 | 1.006 | SA2 | 8.2 | 0.464 | 0.609 | 0.1254 |
| 180 minute winter | SA2 | Infiltration | | 3.7 | | | |
| 180 minute winter | SA3 | 7.001 | SA4 | 7.3 | 0.730 | 0.529 | 0.0165 |
| 180 minute winter | SA4 | Infiltration | | 0.8 | | | |
| 180 minute winter | J1 | 1.002 | J2 | 1.8 | 0.239 | 0.138 | 0.1589 |
| 180 minute winter | J2 | 1.003 | J3 | 3.0 | 0.259 | 0.217 | 0.0417 |
| 180 minute winter | J3 | 1.004 | J4 | 4.8 | 0.325 | 0.364 | 0.0936 |
| 180 minute winter | J4 | 1.005 | SA1 | 6.0 | 0.339 | 0.445 | 0.0859 |

Results for 100 year 240 minute summer. 480 minute analysis at 4 minute timestep. Mass balance: 98.63%

| Node Event | US Node | Peak (mins) | Level (m) | Depth (m) | Inflow (l/s) | Node Vol (m³) | Flood (m³) | Status |
|-------------------|------------|-------------|-----------|-----------|--------------|---------------|------------|------------|
| 240 minute summer | S1 | 156 | 2.542 | 0.242 | 1.1 | 0.1030 | 0.0000 | SURCHARGED |
| 240 minute summer | S2 | 156 | 2.541 | 0.343 | 2.1 | 0.1329 | 0.0000 | SURCHARGED |
| 240 minute summer | S3 | 156 | 2.540 | 0.190 | 1.8 | 0.0965 | 0.0000 | SURCHARGED |
| 240 minute summer | S4 | 156 | 2.542 | 0.242 | 1.1 | 0.1032 | 0.0000 | SURCHARGED |
| 240 minute summer | S5 | 156 | 2.542 | 0.255 | 1.0 | 0.0406 | 0.0000 | SURCHARGED |
| 240 minute summer | S6 | 156 | 2.542 | 0.242 | 1.1 | 0.1032 | 0.0000 | SURCHARGED |
| 240 minute summer | S7 | 156 | 2.542 | 0.242 | 1.3 | 0.1189 | 0.0000 | SURCHARGED |
| 240 minute summer | S8 | 156 | 2.539 | 0.239 | 1.3 | 0.1175 | 0.0000 | SURCHARGED |
| 240 minute summer | S9 | 136 | 2.754 | 0.054 | 3.7 | 0.0588 | 0.0000 | OK |
| 240 minute summer | S10 | 136 | 2.747 | 0.047 | 3.7 | 0.0513 | 0.0000 | OK |
| 240 minute summer | DRIVEWAY 1 | 172 | 2.754 | 0.154 | 0.9 | 1.7759 | 0.0000 | OK |
| 240 minute summer | DRIVEWAY 2 | 164 | 2.701 | 0.101 | 1.3 | 2.1020 | 0.0000 | OK |
| 240 minute summer | DRIVEWAY 3 | 156 | 2.658 | 0.058 | 0.5 | 0.7026 | 0.0000 | OK |
| 240 minute summer | DRIVEWAY 4 | 152 | 2.654 | 0.054 | 0.7 | 0.8438 | 0.0000 | OK |
| 240 minute summer | DRIVEWAY 5 | 160 | 2.665 | 0.065 | 0.4 | 0.5746 | 0.0000 | OK |

| Link Event | US Node | Link | DS Node | Outflow (l/s) | Velocity (m/s) | Flow/Cap | Link Vol (m³) |
|-------------------|------------|--------------|---------|---------------|----------------|----------|---------------|
| 240 minute summer | S1 | 4.000 | S2 | 1.0 | 0.174 | 0.078 | 0.3165 |
| 240 minute summer | S2 | 4.001 | J3 | 2.1 | 0.208 | 0.152 | 0.1038 |
| 240 minute summer | S3 | 6.000 | SA1 | 1.8 | 0.363 | 0.231 | 0.0959 |
| 240 minute summer | S4 | 1.000 | S5 | 1.0 | 0.314 | 0.076 | 0.0381 |
| 240 minute summer | S5 | 1.001 | J1 | 1.0 | 0.177 | 0.073 | 0.1826 |
| 240 minute summer | S6 | 2.000 | J1 | 1.0 | 0.379 | 0.054 | 0.1087 |
| 240 minute summer | S7 | 3.000 | J2 | 1.3 | 0.417 | 0.050 | 0.1084 |
| 240 minute summer | S8 | 5.000 | J4 | 1.3 | 0.451 | 0.043 | 0.1083 |
| 240 minute summer | S9 | 7.000 | SA3 | 3.7 | 0.430 | 0.278 | 0.1892 |
| 240 minute summer | S10 | 8.000 | SA3 | 3.7 | 0.458 | 0.214 | 0.1062 |
| 240 minute summer | DRIVEWAY 1 | Infiltration | | 0.3 | | | |
| 240 minute summer | DRIVEWAY 2 | Infiltration | | 0.6 | | | |
| 240 minute summer | DRIVEWAY 3 | Infiltration | | 0.3 | | | |
| 240 minute summer | DRIVEWAY 4 | Infiltration | | 0.5 | | | |
| 240 minute summer | DRIVEWAY 5 | Infiltration | | 0.2 | | | |

Results for 100 year 240 minute summer. 480 minute analysis at 4 minute timestep. Mass balance: 98.63%

| Node Event | US Node | Peak (mins) | Level (m) | Depth (m) | Inflow (l/s) | Node Vol (m ³) | Flood (m ³) | Status |
|-------------------|------------|-------------|-----------|-----------|--------------|----------------------------|-------------------------|------------|
| 240 minute summer | DRIVEWAY 6 | 160 | 2.665 | 0.065 | 0.4 | 0.5738 | 0.0000 | OK |
| 240 minute summer | SA1 | 160 | 2.535 | 0.430 | 8.8 | 0.5442 | 0.0000 | SURCHARGED |
| 240 minute summer | SA2 | 168 | 2.529 | 0.465 | 8.7 | 15.2492 | 0.0000 | OK |
| 240 minute summer | SA3 | 136 | 2.669 | 0.093 | 7.9 | 0.1156 | 0.0000 | OK |
| 240 minute summer | SA4 | 248 | 2.451 | -0.115 | 7.9 | 28.2836 | 0.0000 | OK |
| 240 minute summer | J1 | 156 | 2.542 | 0.314 | 2.0 | 0.3552 | 0.0000 | SURCHARGED |
| 240 minute summer | J2 | 156 | 2.541 | 0.364 | 3.2 | 0.0000 | 0.0000 | SURCHARGED |
| 240 minute summer | J3 | 156 | 2.541 | 0.378 | 5.2 | 0.0000 | 0.0000 | SURCHARGED |
| 240 minute summer | J4 | 156 | 2.539 | 0.406 | 6.4 | 0.0000 | 0.0000 | SURCHARGED |

| Link Event | US Node | Link | DS Node | Outflow (l/s) | Velocity (m/s) | Flow/Cap | Link Vol (m ³) |
|-------------------|------------|--------------|---------|---------------|----------------|----------|----------------------------|
| 240 minute summer | DRIVEWAY 6 | Infiltration | | 0.2 | | | |
| 240 minute summer | SA1 | 1.006 | SA2 | 8.7 | 0.494 | 0.648 | 0.1254 |
| 240 minute summer | SA2 | Infiltration | | 3.7 | | | |
| 240 minute summer | SA3 | 7.001 | SA4 | 7.9 | 0.743 | 0.570 | 0.0174 |
| 240 minute summer | SA4 | Infiltration | | 0.8 | | | |
| 240 minute summer | J1 | 1.002 | J2 | 1.9 | 0.239 | 0.146 | 0.1589 |
| 240 minute summer | J2 | 1.003 | J3 | 3.1 | 0.259 | 0.230 | 0.0417 |
| 240 minute summer | J3 | 1.004 | J4 | 5.1 | 0.319 | 0.387 | 0.0936 |
| 240 minute summer | J4 | 1.005 | SA1 | 6.3 | 0.359 | 0.472 | 0.0859 |

Results for 100 year 240 minute winter. 480 minute analysis at 4 minute timestep. Mass balance: 98.63%

| Node Event | US Node | Peak (mins) | Level (m) | Depth (m) | Inflow (l/s) | Node Vol (m³) | Flood (m³) | Status |
|-------------------|------------|-------------|-----------|-----------|--------------|---------------|------------|------------|
| 240 minute winter | S1 | 164 | 2.524 | 0.224 | 0.8 | 0.0952 | 0.0000 | SURCHARGED |
| 240 minute winter | S2 | 164 | 2.523 | 0.325 | 1.6 | 0.1259 | 0.0000 | SURCHARGED |
| 240 minute winter | S3 | 164 | 2.522 | 0.172 | 1.4 | 0.0876 | 0.0000 | SURCHARGED |
| 240 minute winter | S4 | 164 | 2.524 | 0.224 | 0.8 | 0.0954 | 0.0000 | SURCHARGED |
| 240 minute winter | S5 | 164 | 2.524 | 0.237 | 0.8 | 0.0377 | 0.0000 | SURCHARGED |
| 240 minute winter | S6 | 164 | 2.524 | 0.224 | 0.8 | 0.0954 | 0.0000 | SURCHARGED |
| 240 minute winter | S7 | 164 | 2.523 | 0.223 | 1.0 | 0.1099 | 0.0000 | SURCHARGED |
| 240 minute winter | S8 | 172 | 2.522 | 0.222 | 1.0 | 0.1091 | 0.0000 | SURCHARGED |
| 240 minute winter | S9 | 136 | 2.747 | 0.047 | 2.8 | 0.0509 | 0.0000 | OK |
| 240 minute winter | S10 | 132 | 2.741 | 0.041 | 2.8 | 0.0445 | 0.0000 | OK |
| 240 minute winter | DRIVEWAY 1 | 180 | 2.741 | 0.141 | 0.7 | 1.6246 | 0.0000 | OK |
| 240 minute winter | DRIVEWAY 2 | 168 | 2.684 | 0.084 | 1.0 | 1.7567 | 0.0000 | OK |
| 240 minute winter | DRIVEWAY 3 | 156 | 2.650 | 0.050 | 0.4 | 0.6015 | 0.0000 | OK |
| 240 minute winter | DRIVEWAY 4 | 152 | 2.646 | 0.046 | 0.5 | 0.7188 | 0.0000 | OK |
| 240 minute winter | DRIVEWAY 5 | 160 | 2.655 | 0.055 | 0.3 | 0.4868 | 0.0000 | OK |

| Link Event | US Node | Link | DS Node | Outflow (l/s) | Velocity (m/s) | Flow/Cap | Link Vol (m³) |
|-------------------|------------|--------------|---------|---------------|----------------|----------|---------------|
| 240 minute winter | S1 | 4.000 | S2 | 0.8 | 0.174 | 0.059 | 0.3165 |
| 240 minute winter | S2 | 4.001 | J3 | 1.6 | 0.208 | 0.115 | 0.1038 |
| 240 minute winter | S3 | 6.000 | SA1 | 1.4 | 0.363 | 0.180 | 0.0959 |
| 240 minute winter | S4 | 1.000 | S5 | 0.8 | 0.314 | 0.057 | 0.0381 |
| 240 minute winter | S5 | 1.001 | J1 | 0.8 | 0.177 | 0.057 | 0.1826 |
| 240 minute winter | S6 | 2.000 | J1 | 0.8 | 0.379 | 0.041 | 0.1087 |
| 240 minute winter | S7 | 3.000 | J2 | 1.0 | 0.417 | 0.039 | 0.1084 |
| 240 minute winter | S8 | 5.000 | J4 | 1.0 | 0.451 | 0.033 | 0.1083 |
| 240 minute winter | S9 | 7.000 | SA3 | 2.8 | 0.403 | 0.211 | 0.1542 |
| 240 minute winter | S10 | 8.000 | SA3 | 2.8 | 0.430 | 0.162 | 0.0865 |
| 240 minute winter | DRIVEWAY 1 | Infiltration | | 0.3 | | | |
| 240 minute winter | DRIVEWAY 2 | Infiltration | | 0.6 | | | |
| 240 minute winter | DRIVEWAY 3 | Infiltration | | 0.3 | | | |
| 240 minute winter | DRIVEWAY 4 | Infiltration | | 0.4 | | | |
| 240 minute winter | DRIVEWAY 5 | Infiltration | | 0.2 | | | |

Results for 100 year 240 minute winter. 480 minute analysis at 4 minute timestep. Mass balance: 98.63%

| Node Event | US Node | Peak (mins) | Level (m) | Depth (m) | Inflow (l/s) | Node Vol (m³) | Flood (m³) | Status |
|-------------------|------------|-------------|-----------|-----------|--------------|---------------|------------|------------|
| 240 minute winter | DRIVEWAY 6 | 160 | 2.655 | 0.055 | 0.3 | 0.4867 | 0.0000 | OK |
| 240 minute winter | SA1 | 172 | 2.520 | 0.415 | 6.8 | 0.5244 | 0.0000 | SURCHARGED |
| 240 minute winter | SA2 | 176 | 2.514 | 0.450 | 6.7 | 13.5269 | 0.0000 | OK |
| 240 minute winter | SA3 | 136 | 2.655 | 0.079 | 6.0 | 0.0976 | 0.0000 | OK |
| 240 minute winter | SA4 | 244 | 2.455 | -0.111 | 6.0 | 28.4528 | 0.0000 | OK |
| 240 minute winter | J1 | 164 | 2.524 | 0.296 | 1.5 | 0.3345 | 0.0000 | SURCHARGED |
| 240 minute winter | J2 | 164 | 2.523 | 0.346 | 2.5 | 0.0000 | 0.0000 | SURCHARGED |
| 240 minute winter | J3 | 164 | 2.523 | 0.360 | 4.0 | 0.0000 | 0.0000 | SURCHARGED |
| 240 minute winter | J4 | 172 | 2.522 | 0.389 | 4.9 | 0.0000 | 0.0000 | SURCHARGED |

| Link Event | US Node | Link | DS Node | Outflow (l/s) | Velocity (m/s) | Flow/Cap | Link Vol (m³) |
|-------------------|------------|--------------|---------|---------------|----------------|----------|---------------|
| 240 minute winter | DRIVEWAY 6 | Infiltration | | 0.2 | | | |
| 240 minute winter | SA1 | 1.006 | SA2 | 6.7 | 0.383 | 0.502 | 0.1254 |
| 240 minute winter | SA2 | Infiltration | | 3.7 | | | |
| 240 minute winter | SA3 | 7.001 | SA4 | 6.0 | 0.697 | 0.435 | 0.0142 |
| 240 minute winter | SA4 | Infiltration | | 0.8 | | | |
| 240 minute winter | J1 | 1.002 | J2 | 1.5 | 0.239 | 0.115 | 0.1589 |
| 240 minute winter | J2 | 1.003 | J3 | 2.4 | 0.259 | 0.179 | 0.0417 |
| 240 minute winter | J3 | 1.004 | J4 | 4.0 | 0.319 | 0.298 | 0.0936 |
| 240 minute winter | J4 | 1.005 | SA1 | 4.9 | 0.312 | 0.366 | 0.0859 |

Results for 100 year 360 minute summer. 600 minute analysis at 8 minute timestep. Mass balance: 98.73%

| Node Event | US Node | Peak (mins) | Level (m) | Depth (m) | Inflow (l/s) | Node Vol (m³) | Flood (m³) | Status |
|-------------------|------------|-------------|-----------|-----------|--------------|---------------|------------|------------|
| 360 minute summer | S1 | 224 | 2.515 | 0.215 | 0.8 | 0.0914 | 0.0000 | SURCHARGED |
| 360 minute summer | S2 | 224 | 2.514 | 0.316 | 1.6 | 0.1225 | 0.0000 | SURCHARGED |
| 360 minute summer | S3 | 224 | 2.514 | 0.164 | 1.4 | 0.0834 | 0.0000 | SURCHARGED |
| 360 minute summer | S4 | 216 | 2.515 | 0.215 | 0.8 | 0.0916 | 0.0000 | SURCHARGED |
| 360 minute summer | S5 | 216 | 2.515 | 0.228 | 0.8 | 0.0362 | 0.0000 | SURCHARGED |
| 360 minute summer | S6 | 216 | 2.515 | 0.215 | 0.8 | 0.0915 | 0.0000 | SURCHARGED |
| 360 minute summer | S7 | 224 | 2.514 | 0.214 | 1.0 | 0.1055 | 0.0000 | SURCHARGED |
| 360 minute summer | S8 | 224 | 2.513 | 0.213 | 1.0 | 0.1048 | 0.0000 | SURCHARGED |
| 360 minute summer | S9 | 200 | 2.747 | 0.047 | 2.9 | 0.0518 | 0.0000 | OK |
| 360 minute summer | S10 | 200 | 2.742 | 0.042 | 2.9 | 0.0453 | 0.0000 | OK |
| 360 minute summer | DRIVEWAY 1 | 240 | 2.734 | 0.134 | 0.7 | 1.5401 | 0.0000 | OK |
| 360 minute summer | DRIVEWAY 2 | 224 | 2.677 | 0.077 | 1.0 | 1.6129 | 0.0000 | OK |
| 360 minute summer | DRIVEWAY 3 | 216 | 2.648 | 0.048 | 0.4 | 0.5854 | 0.0000 | OK |
| 360 minute summer | DRIVEWAY 4 | 216 | 2.646 | 0.046 | 0.5 | 0.7214 | 0.0000 | OK |
| 360 minute summer | DRIVEWAY 5 | 216 | 2.650 | 0.050 | 0.3 | 0.4429 | 0.0000 | OK |

| Link Event | US Node | Link | DS Node | Outflow (l/s) | Velocity (m/s) | Flow/Cap | Link Vol (m³) |
|-------------------|------------|--------------|---------|---------------|----------------|----------|---------------|
| 360 minute summer | S1 | 4.000 | S2 | 0.8 | 0.173 | 0.058 | 0.3165 |
| 360 minute summer | S2 | 4.001 | J3 | 1.6 | 0.204 | 0.114 | 0.1038 |
| 360 minute summer | S3 | 6.000 | SA1 | 1.4 | 0.338 | 0.180 | 0.0959 |
| 360 minute summer | S4 | 1.000 | S5 | 0.8 | 0.240 | 0.057 | 0.0381 |
| 360 minute summer | S5 | 1.001 | J1 | 0.8 | 0.172 | 0.057 | 0.1826 |
| 360 minute summer | S6 | 2.000 | J1 | 0.8 | 0.258 | 0.041 | 0.1087 |
| 360 minute summer | S7 | 3.000 | J2 | 1.0 | 0.291 | 0.039 | 0.1084 |
| 360 minute summer | S8 | 5.000 | J4 | 1.0 | 0.304 | 0.033 | 0.1083 |
| 360 minute summer | S9 | 7.000 | SA3 | 2.9 | 0.407 | 0.219 | 0.1581 |
| 360 minute summer | S10 | 8.000 | SA3 | 2.9 | 0.434 | 0.168 | 0.0887 |
| 360 minute summer | DRIVEWAY 1 | Infiltration | | 0.3 | | | |
| 360 minute summer | DRIVEWAY 2 | Infiltration | | 0.6 | | | |
| 360 minute summer | DRIVEWAY 3 | Infiltration | | 0.3 | | | |
| 360 minute summer | DRIVEWAY 4 | Infiltration | | 0.4 | | | |
| 360 minute summer | DRIVEWAY 5 | Infiltration | | 0.2 | | | |

Results for 100 year 360 minute summer. 600 minute analysis at 8 minute timestep. Mass balance: 98.73%

| Node Event | US Node | Peak (mins) | Level (m) | Depth (m) | Inflow (l/s) | Node Vol (m³) | Flood (m³) | Status |
|-------------------|------------|-------------|-----------|-----------|--------------|---------------|------------|------------|
| 360 minute summer | DRIVEWAY 6 | 216 | 2.650 | 0.050 | 0.3 | 0.4429 | 0.0000 | OK |
| 360 minute summer | SA1 | 224 | 2.511 | 0.406 | 6.8 | 0.5134 | 0.0000 | SURCHARGED |
| 360 minute summer | SA2 | 232 | 2.506 | 0.442 | 6.7 | 12.5695 | 0.0000 | OK |
| 360 minute summer | SA3 | 200 | 2.656 | 0.080 | 6.2 | 0.0995 | 0.0000 | OK |
| 360 minute summer | SA4 | 320 | 2.444 | -0.122 | 6.2 | 27.9208 | 0.0000 | OK |
| 360 minute summer | J1 | 224 | 2.515 | 0.287 | 1.5 | 0.3243 | 0.0000 | SURCHARGED |
| 360 minute summer | J2 | 224 | 2.514 | 0.337 | 2.5 | 0.0000 | 0.0000 | SURCHARGED |
| 360 minute summer | J3 | 224 | 2.514 | 0.351 | 4.0 | 0.0000 | 0.0000 | SURCHARGED |
| 360 minute summer | J4 | 224 | 2.513 | 0.380 | 4.9 | 0.0000 | 0.0000 | SURCHARGED |

| Link Event | US Node | Link | DS Node | Outflow (l/s) | Velocity (m/s) | Flow/Cap | Link Vol (m³) |
|-------------------|------------|--------------|---------|---------------|----------------|----------|---------------|
| 360 minute summer | DRIVEWAY 6 | Infiltration | | 0.2 | | | |
| 360 minute summer | SA1 | 1.006 | SA2 | 6.7 | 0.383 | 0.502 | 0.1254 |
| 360 minute summer | SA2 | Infiltration | | 3.7 | | | |
| 360 minute summer | SA3 | 7.001 | SA4 | 6.2 | 0.702 | 0.450 | 0.0145 |
| 360 minute summer | SA4 | Infiltration | | 0.8 | | | |
| 360 minute summer | J1 | 1.002 | J2 | 1.5 | 0.239 | 0.114 | 0.1589 |
| 360 minute summer | J2 | 1.003 | J3 | 2.4 | 0.285 | 0.179 | 0.0417 |
| 360 minute summer | J3 | 1.004 | J4 | 4.0 | 0.269 | 0.298 | 0.0936 |
| 360 minute summer | J4 | 1.005 | SA1 | 4.9 | 0.278 | 0.366 | 0.0859 |

Results for 100 year 360 minute winter. 600 minute analysis at 8 minute timestep. Mass balance: 98.73%

| Node Event | US Node | Peak (mins) | Level (m) | Depth (m) | Inflow (l/s) | Node Vol (m ³) | Flood (m ³) | Status |
|-------------------|------------|-------------|-----------|-----------|--------------|----------------------------|-------------------------|------------|
| 360 minute winter | S1 | 232 | 2.492 | 0.192 | 0.6 | 0.0817 | 0.0000 | SURCHARGED |
| 360 minute winter | S2 | 232 | 2.492 | 0.294 | 1.2 | 0.1136 | 0.0000 | SURCHARGED |
| 360 minute winter | S3 | 232 | 2.491 | 0.141 | 1.1 | 0.0715 | 0.0000 | SURCHARGED |
| 360 minute winter | S4 | 232 | 2.492 | 0.192 | 0.6 | 0.0818 | 0.0000 | SURCHARGED |
| 360 minute winter | S5 | 232 | 2.492 | 0.205 | 0.6 | 0.0326 | 0.0000 | SURCHARGED |
| 360 minute winter | S6 | 232 | 2.492 | 0.192 | 0.6 | 0.0818 | 0.0000 | SURCHARGED |
| 360 minute winter | S7 | 232 | 2.492 | 0.192 | 0.8 | 0.0943 | 0.0000 | SURCHARGED |
| 360 minute winter | S8 | 232 | 2.490 | 0.190 | 0.8 | 0.0936 | 0.0000 | SURCHARGED |
| 360 minute winter | S9 | 192 | 2.740 | 0.040 | 2.1 | 0.0439 | 0.0000 | OK |
| 360 minute winter | S10 | 192 | 2.735 | 0.035 | 2.1 | 0.0385 | 0.0000 | OK |
| 360 minute winter | DRIVEWAY 1 | 240 | 2.698 | 0.098 | 0.5 | 1.1298 | 0.0000 | OK |
| 360 minute winter | DRIVEWAY 2 | 224 | 2.660 | 0.060 | 0.8 | 1.2412 | 0.0000 | OK |
| 360 minute winter | DRIVEWAY 3 | 224 | 2.641 | 0.041 | 0.3 | 0.4982 | 0.0000 | OK |
| 360 minute winter | DRIVEWAY 4 | 216 | 2.638 | 0.038 | 0.4 | 0.5913 | 0.0000 | OK |
| 360 minute winter | DRIVEWAY 5 | 232 | 2.640 | 0.040 | 0.2 | 0.3516 | 0.0000 | OK |

| Link Event | US Node | Link | DS Node | Outflow (l/s) | Velocity (m/s) | Flow/Cap | Link Vol (m ³) |
|-------------------|------------|--------------|---------|---------------|----------------|----------|----------------------------|
| 360 minute winter | S1 | 4.000 | S2 | 0.6 | 0.173 | 0.044 | 0.3165 |
| 360 minute winter | S2 | 4.001 | J3 | 1.2 | 0.204 | 0.087 | 0.1038 |
| 360 minute winter | S3 | 6.000 | SA1 | 1.1 | 0.338 | 0.142 | 0.0959 |
| 360 minute winter | S4 | 1.000 | S5 | 0.6 | 0.240 | 0.043 | 0.0381 |
| 360 minute winter | S5 | 1.001 | J1 | 0.6 | 0.172 | 0.044 | 0.1826 |
| 360 minute winter | S6 | 2.000 | J1 | 0.6 | 0.258 | 0.031 | 0.1087 |
| 360 minute winter | S7 | 3.000 | J2 | 0.8 | 0.291 | 0.031 | 0.1084 |
| 360 minute winter | S8 | 5.000 | J4 | 0.8 | 0.304 | 0.027 | 0.1083 |
| 360 minute winter | S9 | 7.000 | SA3 | 2.1 | 0.376 | 0.158 | 0.1244 |
| 360 minute winter | S10 | 8.000 | SA3 | 2.1 | 0.401 | 0.122 | 0.0698 |
| 360 minute winter | DRIVEWAY 1 | Infiltration | | 0.3 | | | |
| 360 minute winter | DRIVEWAY 2 | Infiltration | | 0.6 | | | |
| 360 minute winter | DRIVEWAY 3 | Infiltration | | 0.3 | | | |
| 360 minute winter | DRIVEWAY 4 | Infiltration | | 0.3 | | | |
| 360 minute winter | DRIVEWAY 5 | Infiltration | | 0.2 | | | |

Results for 100 year 360 minute winter. 600 minute analysis at 8 minute timestep. Mass balance: 98.73%

| Node Event | US Node | Peak (mins) | Level (m) | Depth (m) | Inflow (l/s) | Node Vol (m³) | Flood (m³) | Status |
|-------------------|------------|-------------|-----------|-----------|--------------|---------------|------------|------------|
| 360 minute winter | DRIVEWAY 6 | 232 | 2.640 | 0.040 | 0.2 | 0.3516 | 0.0000 | OK |
| 360 minute winter | SA1 | 232 | 2.488 | 0.383 | 5.3 | 0.4846 | 0.0000 | SURCHARGED |
| 360 minute winter | SA2 | 240 | 2.483 | 0.419 | 5.3 | 9.9853 | 0.0000 | OK |
| 360 minute winter | SA3 | 192 | 2.642 | 0.066 | 4.5 | 0.0823 | 0.0000 | OK |
| 360 minute winter | SA4 | 344 | 2.445 | -0.121 | 4.5 | 27.9631 | 0.0000 | OK |
| 360 minute winter | J1 | 232 | 2.492 | 0.264 | 1.2 | 0.2985 | 0.0000 | SURCHARGED |
| 360 minute winter | J2 | 232 | 2.492 | 0.315 | 1.9 | 0.0000 | 0.0000 | SURCHARGED |
| 360 minute winter | J3 | 232 | 2.491 | 0.328 | 3.1 | 0.0000 | 0.0000 | SURCHARGED |
| 360 minute winter | J4 | 232 | 2.490 | 0.357 | 3.9 | 0.0000 | 0.0000 | SURCHARGED |

| Link Event | US Node | Link | DS Node | Outflow (l/s) | Velocity (m/s) | Flow/Cap | Link Vol (m³) |
|-------------------|------------|--------------|---------|---------------|----------------|----------|---------------|
| 360 minute winter | DRIVEWAY 6 | Infiltration | | 0.2 | | | |
| 360 minute winter | SA1 | 1.006 | SA2 | 5.3 | 0.303 | 0.395 | 0.1254 |
| 360 minute winter | SA2 | Infiltration | | 3.7 | | | |
| 360 minute winter | SA3 | 7.001 | SA4 | 4.5 | 0.648 | 0.326 | 0.0114 |
| 360 minute winter | SA4 | Infiltration | | 0.8 | | | |
| 360 minute winter | J1 | 1.002 | J2 | 1.2 | 0.230 | 0.087 | 0.1589 |
| 360 minute winter | J2 | 1.003 | J3 | 1.9 | 0.285 | 0.140 | 0.0417 |
| 360 minute winter | J3 | 1.004 | J4 | 3.1 | 0.269 | 0.231 | 0.0936 |
| 360 minute winter | J4 | 1.005 | SA1 | 3.8 | 0.218 | 0.286 | 0.0859 |

Results for 100 year 480 minute summer. 720 minute analysis at 8 minute timestep. Mass balance: 98.79%

| Node Event | US Node | Peak (mins) | Level (m) | Depth (m) | Inflow (l/s) | Node Vol (m³) | Flood (m³) | Status |
|-------------------|------------|-------------|-----------|-----------|--------------|---------------|------------|------------|
| 480 minute summer | S1 | 280 | 2.498 | 0.198 | 0.7 | 0.0842 | 0.0000 | SURCHARGED |
| 480 minute summer | S2 | 280 | 2.497 | 0.299 | 1.4 | 0.1159 | 0.0000 | SURCHARGED |
| 480 minute summer | S3 | 288 | 2.497 | 0.147 | 1.2 | 0.0747 | 0.0000 | SURCHARGED |
| 480 minute summer | S4 | 280 | 2.498 | 0.198 | 0.7 | 0.0843 | 0.0000 | SURCHARGED |
| 480 minute summer | S5 | 280 | 2.498 | 0.211 | 0.7 | 0.0335 | 0.0000 | SURCHARGED |
| 480 minute summer | S6 | 280 | 2.498 | 0.198 | 0.7 | 0.0843 | 0.0000 | SURCHARGED |
| 480 minute summer | S7 | 280 | 2.498 | 0.198 | 0.9 | 0.0972 | 0.0000 | SURCHARGED |
| 480 minute summer | S8 | 280 | 2.496 | 0.196 | 0.9 | 0.0964 | 0.0000 | SURCHARGED |
| 480 minute summer | S9 | 256 | 2.743 | 0.043 | 2.4 | 0.0470 | 0.0000 | OK |
| 480 minute summer | S10 | 256 | 2.738 | 0.038 | 2.4 | 0.0412 | 0.0000 | OK |
| 480 minute summer | DRIVEWAY 1 | 296 | 2.709 | 0.109 | 0.6 | 1.2511 | 0.0000 | OK |
| 480 minute summer | DRIVEWAY 2 | 288 | 2.668 | 0.068 | 0.9 | 1.4095 | 0.0000 | OK |
| 480 minute summer | DRIVEWAY 3 | 280 | 2.640 | 0.040 | 0.3 | 0.4869 | 0.0000 | OK |
| 480 minute summer | DRIVEWAY 4 | 280 | 2.638 | 0.038 | 0.4 | 0.6012 | 0.0000 | OK |
| 480 minute summer | DRIVEWAY 5 | 272 | 2.647 | 0.047 | 0.3 | 0.4176 | 0.0000 | OK |

| Link Event | US Node | Link | DS Node | Outflow (l/s) | Velocity (m/s) | Flow/Cap | Link Vol (m³) |
|-------------------|------------|--------------|---------|---------------|----------------|----------|---------------|
| 480 minute summer | S1 | 4.000 | S2 | 0.7 | 0.173 | 0.051 | 0.3165 |
| 480 minute summer | S2 | 4.001 | J3 | 1.4 | 0.204 | 0.100 | 0.1038 |
| 480 minute summer | S3 | 6.000 | SA1 | 1.2 | 0.338 | 0.155 | 0.0959 |
| 480 minute summer | S4 | 1.000 | S5 | 0.7 | 0.240 | 0.050 | 0.0381 |
| 480 minute summer | S5 | 1.001 | J1 | 0.7 | 0.172 | 0.050 | 0.1826 |
| 480 minute summer | S6 | 2.000 | J1 | 0.7 | 0.258 | 0.036 | 0.1087 |
| 480 minute summer | S7 | 3.000 | J2 | 0.9 | 0.291 | 0.035 | 0.1084 |
| 480 minute summer | S8 | 5.000 | J4 | 0.9 | 0.307 | 0.030 | 0.1083 |
| 480 minute summer | S9 | 7.000 | SA3 | 2.4 | 0.390 | 0.181 | 0.1368 |
| 480 minute summer | S10 | 8.000 | SA3 | 2.4 | 0.417 | 0.139 | 0.0768 |
| 480 minute summer | DRIVEWAY 1 | Infiltration | | 0.3 | | | |
| 480 minute summer | DRIVEWAY 2 | Infiltration | | 0.6 | | | |
| 480 minute summer | DRIVEWAY 3 | Infiltration | | 0.3 | | | |
| 480 minute summer | DRIVEWAY 4 | Infiltration | | 0.3 | | | |
| 480 minute summer | DRIVEWAY 5 | Infiltration | | 0.2 | | | |

Results for 100 year 480 minute summer. 720 minute analysis at 8 minute timestep. Mass balance: 98.79%

| Node Event | US Node | Peak (mins) | Level (m) | Depth (m) | Inflow (l/s) | Node Vol (m³) | Flood (m³) | Status |
|-------------------|------------|-------------|-----------|-----------|--------------|---------------|------------|------------|
| 480 minute summer | DRIVEWAY 6 | 272 | 2.647 | 0.047 | 0.3 | 0.4176 | 0.0000 | OK |
| 480 minute summer | SA1 | 288 | 2.494 | 0.389 | 5.9 | 0.4924 | 0.0000 | SURCHARGED |
| 480 minute summer | SA2 | 296 | 2.489 | 0.425 | 5.9 | 10.6754 | 0.0000 | OK |
| 480 minute summer | SA3 | 256 | 2.647 | 0.071 | 5.1 | 0.0886 | 0.0000 | OK |
| 480 minute summer | SA4 | 384 | 2.424 | -0.142 | 5.1 | 26.8676 | 0.0000 | OK |
| 480 minute summer | J1 | 280 | 2.498 | 0.270 | 1.4 | 0.3051 | 0.0000 | SURCHARGED |
| 480 minute summer | J2 | 280 | 2.497 | 0.320 | 2.2 | 0.0000 | 0.0000 | SURCHARGED |
| 480 minute summer | J3 | 280 | 2.497 | 0.334 | 3.5 | 0.0000 | 0.0000 | SURCHARGED |
| 480 minute summer | J4 | 280 | 2.496 | 0.363 | 4.4 | 0.0000 | 0.0000 | SURCHARGED |

| Link Event | US Node | Link | DS Node | Outflow (l/s) | Velocity (m/s) | Flow/Cap | Link Vol (m³) |
|-------------------|------------|--------------|---------|---------------|----------------|----------|---------------|
| 480 minute summer | DRIVEWAY 6 | Infiltration | | 0.2 | | | |
| 480 minute summer | SA1 | 1.006 | SA2 | 5.9 | 0.335 | 0.440 | 0.1254 |
| 480 minute summer | SA2 | Infiltration | | 3.7 | | | |
| 480 minute summer | SA3 | 7.001 | SA4 | 5.1 | 0.669 | 0.370 | 0.0126 |
| 480 minute summer | SA4 | Infiltration | | 0.8 | | | |
| 480 minute summer | J1 | 1.002 | J2 | 1.3 | 0.239 | 0.100 | 0.1589 |
| 480 minute summer | J2 | 1.003 | J3 | 2.2 | 0.285 | 0.159 | 0.0417 |
| 480 minute summer | J3 | 1.004 | J4 | 3.5 | 0.270 | 0.263 | 0.0936 |
| 480 minute summer | J4 | 1.005 | SA1 | 4.4 | 0.247 | 0.325 | 0.0859 |

Results for 100 year 480 minute winter. 720 minute analysis at 8 minute timestep. Mass balance: 98.79%

| Node Event | US Node | Peak (mins) | Level (m) | Depth (m) | Inflow (l/s) | Node Vol (m³) | Flood (m³) | Status |
|-------------------|------------|-------------|-----------|-----------|--------------|---------------|------------|------------|
| 480 minute winter | S1 | 280 | 2.466 | 0.166 | 0.5 | 0.0708 | 0.0000 | SURCHARGED |
| 480 minute winter | S2 | 280 | 2.466 | 0.268 | 1.0 | 0.1037 | 0.0000 | SURCHARGED |
| 480 minute winter | S3 | 280 | 2.466 | 0.116 | 0.9 | 0.0590 | 0.0000 | SURCHARGED |
| 480 minute winter | S4 | 280 | 2.466 | 0.166 | 0.5 | 0.0709 | 0.0000 | SURCHARGED |
| 480 minute winter | S5 | 280 | 2.466 | 0.179 | 0.5 | 0.0285 | 0.0000 | SURCHARGED |
| 480 minute winter | S6 | 280 | 2.466 | 0.166 | 0.5 | 0.0709 | 0.0000 | SURCHARGED |
| 480 minute winter | S7 | 280 | 2.466 | 0.166 | 0.6 | 0.0818 | 0.0000 | SURCHARGED |
| 480 minute winter | S8 | 280 | 2.465 | 0.165 | 0.6 | 0.0813 | 0.0000 | SURCHARGED |
| 480 minute winter | S9 | 256 | 2.736 | 0.036 | 1.7 | 0.0395 | 0.0000 | OK |
| 480 minute winter | S10 | 256 | 2.732 | 0.032 | 1.7 | 0.0347 | 0.0000 | OK |
| 480 minute winter | DRIVEWAY 1 | 296 | 2.673 | 0.073 | 0.4 | 0.8408 | 0.0000 | OK |
| 480 minute winter | DRIVEWAY 2 | 280 | 2.647 | 0.047 | 0.6 | 0.9769 | 0.0000 | OK |
| 480 minute winter | DRIVEWAY 3 | 312 | 2.629 | 0.029 | 0.2 | 0.3512 | 0.0000 | OK |
| 480 minute winter | DRIVEWAY 4 | 288 | 2.632 | 0.032 | 0.3 | 0.4986 | 0.0000 | OK |
| 480 minute winter | DRIVEWAY 5 | 288 | 2.639 | 0.039 | 0.2 | 0.3474 | 0.0000 | OK |

| Link Event | US Node | Link | DS Node | Outflow (l/s) | Velocity (m/s) | Flow/Cap | Link Vol (m³) |
|-------------------|------------|--------------|---------|---------------|----------------|----------|---------------|
| 480 minute winter | S1 | 4.000 | S2 | 0.5 | 0.173 | 0.037 | 0.3165 |
| 480 minute winter | S2 | 4.001 | J3 | 1.0 | 0.204 | 0.073 | 0.1038 |
| 480 minute winter | S3 | 6.000 | SA1 | 0.9 | 0.338 | 0.117 | 0.0959 |
| 480 minute winter | S4 | 1.000 | S5 | 0.5 | 0.240 | 0.036 | 0.0381 |
| 480 minute winter | S5 | 1.001 | J1 | 0.5 | 0.172 | 0.037 | 0.1826 |
| 480 minute winter | S6 | 2.000 | J1 | 0.5 | 0.258 | 0.026 | 0.1087 |
| 480 minute winter | S7 | 3.000 | J2 | 0.6 | 0.291 | 0.024 | 0.1084 |
| 480 minute winter | S8 | 5.000 | J4 | 0.6 | 0.304 | 0.020 | 0.1083 |
| 480 minute winter | S9 | 7.000 | SA3 | 1.7 | 0.358 | 0.128 | 0.1058 |
| 480 minute winter | S10 | 8.000 | SA3 | 1.7 | 0.383 | 0.098 | 0.0593 |
| 480 minute winter | DRIVEWAY 1 | Infiltration | | 0.3 | | | |
| 480 minute winter | DRIVEWAY 2 | Infiltration | | 0.6 | | | |
| 480 minute winter | DRIVEWAY 3 | Infiltration | | 0.2 | | | |
| 480 minute winter | DRIVEWAY 4 | Infiltration | | 0.3 | | | |
| 480 minute winter | DRIVEWAY 5 | Infiltration | | 0.2 | | | |

Results for 100 year 480 minute winter. 720 minute analysis at 8 minute timestep. Mass balance: 98.79%

| Node Event | US Node | Peak (mins) | Level (m) | Depth (m) | Inflow (l/s) | Node Vol (m³) | Flood (m³) | Status |
|-------------------|------------|-------------|-----------|-----------|--------------|---------------|------------|------------|
| 480 minute winter | DRIVEWAY 6 | 288 | 2.639 | 0.039 | 0.2 | 0.3474 | 0.0000 | OK |
| 480 minute winter | SA1 | 280 | 2.463 | 0.358 | 4.3 | 0.4534 | 0.0000 | SURCHARGED |
| 480 minute winter | SA2 | 288 | 2.459 | 0.395 | 4.3 | 7.1991 | 0.0000 | OK |
| 480 minute winter | SA3 | 256 | 2.634 | 0.058 | 3.6 | 0.0725 | 0.0000 | OK |
| 480 minute winter | SA4 | 400 | 2.420 | -0.146 | 3.6 | 26.6946 | 0.0000 | OK |
| 480 minute winter | J1 | 280 | 2.466 | 0.238 | 1.0 | 0.2695 | 0.0000 | SURCHARGED |
| 480 minute winter | J2 | 280 | 2.466 | 0.289 | 1.6 | 0.0000 | 0.0000 | SURCHARGED |
| 480 minute winter | J3 | 280 | 2.466 | 0.303 | 2.6 | 0.0000 | 0.0000 | SURCHARGED |
| 480 minute winter | J4 | 280 | 2.465 | 0.332 | 3.1 | 0.0000 | 0.0000 | SURCHARGED |

| Link Event | US Node | Link | DS Node | Outflow (l/s) | Velocity (m/s) | Flow/Cap | Link Vol (m³) |
|-------------------|------------|--------------|---------|---------------|----------------|----------|---------------|
| 480 minute winter | DRIVEWAY 6 | Infiltration | | 0.2 | | | |
| 480 minute winter | SA1 | 1.006 | SA2 | 4.3 | 0.303 | 0.321 | 0.1254 |
| 480 minute winter | SA2 | Infiltration | | 3.6 | | | |
| 480 minute winter | SA3 | 7.001 | SA4 | 3.6 | 0.612 | 0.261 | 0.0097 |
| 480 minute winter | SA4 | Infiltration | | 0.8 | | | |
| 480 minute winter | J1 | 1.002 | J2 | 1.0 | 0.239 | 0.074 | 0.1589 |
| 480 minute winter | J2 | 1.003 | J3 | 1.6 | 0.285 | 0.115 | 0.0417 |
| 480 minute winter | J3 | 1.004 | J4 | 2.6 | 0.269 | 0.192 | 0.0936 |
| 480 minute winter | J4 | 1.005 | SA1 | 3.1 | 0.187 | 0.235 | 0.0859 |

Results for 100 year 600 minute summer. 840 minute analysis at 15 minute timestep. Mass balance: 98.85%

| Node Event | US Node | Peak (mins) | Level (m) | Depth (m) | Inflow (l/s) | Node Vol (m³) | Flood (m³) | Status |
|-------------------|------------|-------------|-----------|-----------|--------------|---------------|------------|------------|
| 600 minute summer | S1 | 345 | 2.474 | 0.174 | 0.6 | 0.0741 | 0.0000 | SURCHARGED |
| 600 minute summer | S2 | 345 | 2.474 | 0.276 | 1.2 | 0.1067 | 0.0000 | SURCHARGED |
| 600 minute summer | S3 | 345 | 2.474 | 0.124 | 1.0 | 0.0631 | 0.0000 | SURCHARGED |
| 600 minute summer | S4 | 345 | 2.474 | 0.174 | 0.6 | 0.0742 | 0.0000 | SURCHARGED |
| 600 minute summer | S5 | 345 | 2.474 | 0.187 | 0.6 | 0.0297 | 0.0000 | SURCHARGED |
| 600 minute summer | S6 | 345 | 2.474 | 0.174 | 0.6 | 0.0741 | 0.0000 | SURCHARGED |
| 600 minute summer | S7 | 345 | 2.474 | 0.174 | 0.7 | 0.0855 | 0.0000 | SURCHARGED |
| 600 minute summer | S8 | 345 | 2.473 | 0.173 | 0.7 | 0.0851 | 0.0000 | SURCHARGED |
| 600 minute summer | S9 | 315 | 2.740 | 0.040 | 2.1 | 0.0438 | 0.0000 | OK |
| 600 minute summer | S10 | 315 | 2.735 | 0.035 | 2.1 | 0.0385 | 0.0000 | OK |
| 600 minute summer | DRIVEWAY 1 | 360 | 2.693 | 0.093 | 0.5 | 1.0673 | 0.0000 | OK |
| 600 minute summer | DRIVEWAY 2 | 330 | 2.651 | 0.051 | 0.7 | 1.0586 | 0.0000 | OK |
| 600 minute summer | DRIVEWAY 3 | 330 | 2.638 | 0.038 | 0.3 | 0.4622 | 0.0000 | OK |
| 600 minute summer | DRIVEWAY 4 | 330 | 2.634 | 0.034 | 0.4 | 0.5353 | 0.0000 | OK |
| 600 minute summer | DRIVEWAY 5 | 345 | 2.639 | 0.039 | 0.2 | 0.3455 | 0.0000 | OK |

| Link Event | US Node | Link | DS Node | Outflow (l/s) | Velocity (m/s) | Flow/Cap | Link Vol (m³) |
|-------------------|------------|--------------|---------|---------------|----------------|----------|---------------|
| 600 minute summer | S1 | 4.000 | S2 | 0.6 | 0.171 | 0.044 | 0.3165 |
| 600 minute summer | S2 | 4.001 | J3 | 1.2 | 0.197 | 0.086 | 0.1038 |
| 600 minute summer | S3 | 6.000 | SA1 | 1.0 | 0.330 | 0.129 | 0.0959 |
| 600 minute summer | S4 | 1.000 | S5 | 0.6 | 0.223 | 0.043 | 0.0381 |
| 600 minute summer | S5 | 1.001 | J1 | 0.6 | 0.171 | 0.043 | 0.1826 |
| 600 minute summer | S6 | 2.000 | J1 | 0.6 | 0.201 | 0.030 | 0.1087 |
| 600 minute summer | S7 | 3.000 | J2 | 0.7 | 0.184 | 0.028 | 0.1084 |
| 600 minute summer | S8 | 5.000 | J4 | 0.7 | 0.134 | 0.024 | 0.1083 |
| 600 minute summer | S9 | 7.000 | SA3 | 2.1 | 0.375 | 0.158 | 0.1240 |
| 600 minute summer | S10 | 8.000 | SA3 | 2.1 | 0.401 | 0.121 | 0.0696 |
| 600 minute summer | DRIVEWAY 1 | Infiltration | | 0.3 | | | |
| 600 minute summer | DRIVEWAY 2 | Infiltration | | 0.6 | | | |
| 600 minute summer | DRIVEWAY 3 | Infiltration | | 0.3 | | | |
| 600 minute summer | DRIVEWAY 4 | Infiltration | | 0.3 | | | |
| 600 minute summer | DRIVEWAY 5 | Infiltration | | 0.2 | | | |

Results for 100 year 600 minute summer. 840 minute analysis at 15 minute timestep. Mass balance: 98.85%

| Node Event | US Node | Peak (mins) | Level (m) | Depth (m) | Inflow (l/s) | Node Vol (m³) | Flood (m³) | Status |
|-------------------|------------|-------------|-----------|-----------|--------------|---------------|------------|------------|
| 600 minute summer | DRIVEWAY 6 | 345 | 2.639 | 0.039 | 0.2 | 0.3455 | 0.0000 | OK |
| 600 minute summer | SA1 | 345 | 2.471 | 0.366 | 5.0 | 0.4636 | 0.0000 | SURCHARGED |
| 600 minute summer | SA2 | 345 | 2.467 | 0.403 | 5.0 | 8.0971 | 0.0000 | OK |
| 600 minute summer | SA3 | 315 | 2.642 | 0.066 | 4.5 | 0.0821 | 0.0000 | OK |
| 600 minute summer | SA4 | 435 | 2.410 | -0.156 | 4.5 | 26.1579 | 0.0000 | OK |
| 600 minute summer | J1 | 345 | 2.474 | 0.246 | 1.2 | 0.2782 | 0.0000 | SURCHARGED |
| 600 minute summer | J2 | 345 | 2.474 | 0.297 | 1.8 | 0.0000 | 0.0000 | SURCHARGED |
| 600 minute summer | J3 | 345 | 2.474 | 0.311 | 3.0 | 0.0000 | 0.0000 | SURCHARGED |
| 600 minute summer | J4 | 345 | 2.473 | 0.340 | 3.6 | 0.0000 | 0.0000 | SURCHARGED |

| Link Event | US Node | Link | DS Node | Outflow (l/s) | Velocity (m/s) | Flow/Cap | Link Vol (m³) |
|-------------------|------------|--------------|---------|---------------|----------------|----------|---------------|
| 600 minute summer | DRIVEWAY 6 | Infiltration | | 0.2 | | | |
| 600 minute summer | SA1 | 1.006 | SA2 | 5.0 | 0.284 | 0.373 | 0.1254 |
| 600 minute summer | SA2 | Infiltration | | 3.6 | | | |
| 600 minute summer | SA3 | 7.001 | SA4 | 4.5 | 0.647 | 0.325 | 0.0114 |
| 600 minute summer | SA4 | Infiltration | | 0.8 | | | |
| 600 minute summer | J1 | 1.002 | J2 | 1.1 | 0.227 | 0.086 | 0.1589 |
| 600 minute summer | J2 | 1.003 | J3 | 1.8 | 0.243 | 0.133 | 0.0417 |
| 600 minute summer | J3 | 1.004 | J4 | 3.0 | 0.317 | 0.223 | 0.0936 |
| 600 minute summer | J4 | 1.005 | SA1 | 3.6 | 0.335 | 0.271 | 0.0859 |

Results for 100 year 600 minute winter. 840 minute analysis at 15 minute timestep. Mass balance: 98.85%

| Node Event | US Node | Peak (mins) | Level (m) | Depth (m) | Inflow (l/s) | Node Vol (m³) | Flood (m³) | Status |
|-------------------|------------|-------------|-----------|-----------|--------------|---------------|------------|------------|
| 600 minute winter | S1 | 345 | 2.454 | 0.154 | 0.4 | 0.0655 | 0.0000 | SURCHARGED |
| 600 minute winter | S2 | 345 | 2.454 | 0.256 | 0.8 | 0.0989 | 0.0000 | SURCHARGED |
| 600 minute winter | S3 | 345 | 2.453 | 0.103 | 0.7 | 0.0524 | 0.0000 | SURCHARGED |
| 600 minute winter | S4 | 345 | 2.454 | 0.154 | 0.4 | 0.0655 | 0.0000 | SURCHARGED |
| 600 minute winter | S5 | 345 | 2.454 | 0.167 | 0.4 | 0.0265 | 0.0000 | SURCHARGED |
| 600 minute winter | S6 | 345 | 2.454 | 0.154 | 0.4 | 0.0655 | 0.0000 | SURCHARGED |
| 600 minute winter | S7 | 345 | 2.454 | 0.154 | 0.5 | 0.0756 | 0.0000 | SURCHARGED |
| 600 minute winter | S8 | 345 | 2.453 | 0.153 | 0.5 | 0.0751 | 0.0000 | SURCHARGED |
| 600 minute winter | S9 | 315 | 2.733 | 0.033 | 1.4 | 0.0358 | 0.0000 | OK |
| 600 minute winter | S10 | 315 | 2.729 | 0.029 | 1.4 | 0.0315 | 0.0000 | OK |
| 600 minute winter | DRIVEWAY 1 | 330 | 2.652 | 0.052 | 0.4 | 0.5932 | 0.0000 | OK |
| 600 minute winter | DRIVEWAY 2 | 345 | 2.640 | 0.040 | 0.5 | 0.8353 | 0.0000 | OK |
| 600 minute winter | DRIVEWAY 3 | 360 | 2.629 | 0.029 | 0.2 | 0.3481 | 0.0000 | OK |
| 600 minute winter | DRIVEWAY 4 | 330 | 2.625 | 0.025 | 0.3 | 0.3946 | 0.0000 | OK |
| 600 minute winter | DRIVEWAY 5 | 330 | 2.627 | 0.027 | 0.2 | 0.2392 | 0.0000 | OK |

| Link Event | US Node | Link | DS Node | Outflow (l/s) | Velocity (m/s) | Flow/Cap | Link Vol (m³) |
|-------------------|------------|--------------|---------|---------------|----------------|----------|---------------|
| 600 minute winter | S1 | 4.000 | S2 | 0.4 | 0.171 | 0.030 | 0.3165 |
| 600 minute winter | S2 | 4.001 | J3 | 0.8 | 0.197 | 0.059 | 0.1038 |
| 600 minute winter | S3 | 6.000 | SA1 | 0.7 | 0.338 | 0.092 | 0.0959 |
| 600 minute winter | S4 | 1.000 | S5 | 0.4 | 0.223 | 0.029 | 0.0381 |
| 600 minute winter | S5 | 1.001 | J1 | 0.4 | 0.171 | 0.030 | 0.1826 |
| 600 minute winter | S6 | 2.000 | J1 | 0.4 | 0.201 | 0.021 | 0.1087 |
| 600 minute winter | S7 | 3.000 | J2 | 0.5 | 0.184 | 0.020 | 0.1084 |
| 600 minute winter | S8 | 5.000 | J4 | 0.5 | 0.136 | 0.017 | 0.1083 |
| 600 minute winter | S9 | 7.000 | SA3 | 1.4 | 0.339 | 0.106 | 0.0922 |
| 600 minute winter | S10 | 8.000 | SA3 | 1.4 | 0.362 | 0.081 | 0.0517 |
| 600 minute winter | DRIVEWAY 1 | Infiltration | | 0.3 | | | |
| 600 minute winter | DRIVEWAY 2 | Infiltration | | 0.5 | | | |
| 600 minute winter | DRIVEWAY 3 | Infiltration | | 0.2 | | | |
| 600 minute winter | DRIVEWAY 4 | Infiltration | | 0.2 | | | |
| 600 minute winter | DRIVEWAY 5 | Infiltration | | 0.1 | | | |

Results for 100 year 600 minute winter. 840 minute analysis at 15 minute timestep. Mass balance: 98.85%

| Node Event | US Node | Peak (mins) | Level (m) | Depth (m) | Inflow (l/s) | Node Vol (m³) | Flood (m³) | Status |
|-------------------|------------|-------------|-----------|-----------|--------------|---------------|------------|------------|
| 600 minute winter | DRIVEWAY 6 | 330 | 2.627 | 0.027 | 0.2 | 0.2392 | 0.0000 | OK |
| 600 minute winter | SA1 | 345 | 2.451 | 0.346 | 3.6 | 0.4380 | 0.0000 | SURCHARGED |
| 600 minute winter | SA2 | 345 | 2.447 | 0.383 | 3.6 | 5.8423 | 0.0000 | OK |
| 600 minute winter | SA3 | 315 | 2.629 | 0.053 | 3.0 | 0.0655 | 0.0000 | OK |
| 600 minute winter | SA4 | 480 | 2.398 | -0.168 | 3.0 | 25.5556 | 0.0000 | OK |
| 600 minute winter | J1 | 345 | 2.454 | 0.226 | 0.8 | 0.2553 | 0.0000 | SURCHARGED |
| 600 minute winter | J2 | 345 | 2.454 | 0.277 | 1.3 | 0.0000 | 0.0000 | SURCHARGED |
| 600 minute winter | J3 | 345 | 2.453 | 0.290 | 2.1 | 0.0000 | 0.0000 | SURCHARGED |
| 600 minute winter | J4 | 345 | 2.453 | 0.320 | 2.6 | 0.0000 | 0.0000 | SURCHARGED |

| Link Event | US Node | Link | DS Node | Outflow (l/s) | Velocity (m/s) | Flow/Cap | Link Vol (m³) |
|-------------------|------------|--------------|---------|---------------|----------------|----------|---------------|
| 600 minute winter | DRIVEWAY 6 | Infiltration | | 0.1 | | | |
| 600 minute winter | SA1 | 1.006 | SA2 | 3.6 | 0.202 | 0.265 | 0.1254 |
| 600 minute winter | SA2 | Infiltration | | 3.4 | | | |
| 600 minute winter | SA3 | 7.001 | SA4 | 3.0 | 0.583 | 0.218 | 0.0085 |
| 600 minute winter | SA4 | Infiltration | | 0.8 | | | |
| 600 minute winter | J1 | 1.002 | J2 | 0.8 | 0.227 | 0.060 | 0.1589 |
| 600 minute winter | J2 | 1.003 | J3 | 1.3 | 0.243 | 0.095 | 0.0417 |
| 600 minute winter | J3 | 1.004 | J4 | 2.1 | 0.320 | 0.158 | 0.0936 |
| 600 minute winter | J4 | 1.005 | SA1 | 2.6 | 0.160 | 0.194 | 0.0859 |

Results for 100 year 720 minute summer. 960 minute analysis at 15 minute timestep. Mass balance: 98.89%

| Node Event | US Node | Peak (mins) | Level (m) | Depth (m) | Inflow (l/s) | Node Vol (m³) | Flood (m³) | Status |
|-------------------|------------|-------------|-----------|-----------|--------------|---------------|------------|------------|
| 720 minute summer | S1 | 390 | 2.466 | 0.166 | 0.5 | 0.0706 | 0.0000 | SURCHARGED |
| 720 minute summer | S2 | 390 | 2.466 | 0.268 | 1.0 | 0.1035 | 0.0000 | SURCHARGED |
| 720 minute summer | S3 | 405 | 2.465 | 0.115 | 0.9 | 0.0585 | 0.0000 | SURCHARGED |
| 720 minute summer | S4 | 390 | 2.466 | 0.166 | 0.5 | 0.0707 | 0.0000 | SURCHARGED |
| 720 minute summer | S5 | 390 | 2.466 | 0.179 | 0.5 | 0.0284 | 0.0000 | SURCHARGED |
| 720 minute summer | S6 | 390 | 2.466 | 0.166 | 0.5 | 0.0707 | 0.0000 | SURCHARGED |
| 720 minute summer | S7 | 390 | 2.466 | 0.166 | 0.7 | 0.0815 | 0.0000 | SURCHARGED |
| 720 minute summer | S8 | 405 | 2.465 | 0.165 | 0.7 | 0.0810 | 0.0000 | SURCHARGED |
| 720 minute summer | S9 | 375 | 2.737 | 0.037 | 1.8 | 0.0406 | 0.0000 | OK |
| 720 minute summer | S10 | 375 | 2.733 | 0.033 | 1.8 | 0.0356 | 0.0000 | OK |
| 720 minute summer | DRIVEWAY 1 | 420 | 2.679 | 0.079 | 0.5 | 0.9095 | 0.0000 | OK |
| 720 minute summer | DRIVEWAY 2 | 390 | 2.647 | 0.047 | 0.7 | 0.9874 | 0.0000 | OK |
| 720 minute summer | DRIVEWAY 3 | 390 | 2.632 | 0.032 | 0.3 | 0.3911 | 0.0000 | OK |
| 720 minute summer | DRIVEWAY 4 | 405 | 2.632 | 0.032 | 0.3 | 0.4962 | 0.0000 | OK |
| 720 minute summer | DRIVEWAY 5 | 405 | 2.639 | 0.039 | 0.2 | 0.3466 | 0.0000 | OK |

| Link Event | US Node | Link | DS Node | Outflow (l/s) | Velocity (m/s) | Flow/Cap | Link Vol (m³) |
|-------------------|------------|--------------|---------|---------------|----------------|----------|---------------|
| 720 minute summer | S1 | 4.000 | S2 | 0.5 | 0.060 | 0.037 | 0.3165 |
| 720 minute summer | S2 | 4.001 | J3 | 1.0 | 0.056 | 0.073 | 0.1038 |
| 720 minute summer | S3 | 6.000 | SA1 | 0.9 | 0.330 | 0.117 | 0.0959 |
| 720 minute summer | S4 | 1.000 | S5 | 0.5 | 0.223 | 0.036 | 0.0381 |
| 720 minute summer | S5 | 1.001 | J1 | 0.5 | 0.169 | 0.037 | 0.1826 |
| 720 minute summer | S6 | 2.000 | J1 | 0.5 | 0.202 | 0.026 | 0.1087 |
| 720 minute summer | S7 | 3.000 | J2 | 0.7 | 0.279 | 0.027 | 0.1084 |
| 720 minute summer | S8 | 5.000 | J4 | 0.7 | 0.228 | 0.024 | 0.1083 |
| 720 minute summer | S9 | 7.000 | SA3 | 1.8 | 0.359 | 0.135 | 0.1114 |
| 720 minute summer | S10 | 8.000 | SA3 | 1.8 | 0.384 | 0.104 | 0.0625 |
| 720 minute summer | DRIVEWAY 1 | Infiltration | | 0.3 | | | |
| 720 minute summer | DRIVEWAY 2 | Infiltration | | 0.6 | | | |
| 720 minute summer | DRIVEWAY 3 | Infiltration | | 0.2 | | | |
| 720 minute summer | DRIVEWAY 4 | Infiltration | | 0.3 | | | |
| 720 minute summer | DRIVEWAY 5 | Infiltration | | 0.2 | | | |

Results for 100 year 720 minute summer. 960 minute analysis at 15 minute timestep. Mass balance: 98.89%

| Node Event | US Node | Peak (mins) | Level (m) | Depth (m) | Inflow (l/s) | Node Vol (m ³) | Flood (m ³) | Status |
|-------------------|------------|-------------|-----------|-----------|--------------|----------------------------|-------------------------|------------|
| 720 minute summer | DRIVEWAY 6 | 405 | 2.639 | 0.039 | 0.2 | 0.3466 | 0.0000 | OK |
| 720 minute summer | SA1 | 405 | 2.463 | 0.358 | 4.5 | 0.4530 | 0.0000 | SURCHARGED |
| 720 minute summer | SA2 | 405 | 2.459 | 0.395 | 4.5 | 7.1644 | 0.0000 | OK |
| 720 minute summer | SA3 | 375 | 2.637 | 0.061 | 3.9 | 0.0757 | 0.0000 | OK |
| 720 minute summer | SA4 | 525 | 2.392 | -0.174 | 3.9 | 25.2611 | 0.0000 | OK |
| 720 minute summer | J1 | 390 | 2.466 | 0.238 | 1.0 | 0.2690 | 0.0000 | SURCHARGED |
| 720 minute summer | J2 | 390 | 2.465 | 0.288 | 1.7 | 0.0000 | 0.0000 | SURCHARGED |
| 720 minute summer | J3 | 405 | 2.465 | 0.302 | 2.6 | 0.0000 | 0.0000 | SURCHARGED |
| 720 minute summer | J4 | 405 | 2.464 | 0.331 | 3.3 | 0.0000 | 0.0000 | SURCHARGED |

| Link Event | US Node | Link | DS Node | Outflow (l/s) | Velocity (m/s) | Flow/Cap | Link Vol (m ³) |
|-------------------|------------|--------------|---------|---------------|----------------|----------|----------------------------|
| 720 minute summer | DRIVEWAY 6 | Infiltration | | 0.2 | | | |
| 720 minute summer | SA1 | 1.006 | SA2 | 4.5 | 0.254 | 0.334 | 0.1254 |
| 720 minute summer | SA2 | Infiltration | | 3.6 | | | |
| 720 minute summer | SA3 | 7.001 | SA4 | 3.9 | 0.624 | 0.282 | 0.0102 |
| 720 minute summer | SA4 | Infiltration | | 0.8 | | | |
| 720 minute summer | J1 | 1.002 | J2 | 1.0 | 0.056 | 0.074 | 0.1589 |
| 720 minute summer | J2 | 1.003 | J3 | 1.6 | 0.224 | 0.121 | 0.0417 |
| 720 minute summer | J3 | 1.004 | J4 | 2.6 | 0.159 | 0.197 | 0.0936 |
| 720 minute summer | J4 | 1.005 | SA1 | 3.3 | 0.225 | 0.246 | 0.0859 |

Results for 100 year 720 minute winter. 960 minute analysis at 15 minute timestep. Mass balance: 98.88%

| Node Event | US Node | Peak (mins) | Level (m) | Depth (m) | Inflow (l/s) | Node Vol (m³) | Flood (m³) | Status |
|-------------------|------------|-------------|-----------|-----------|--------------|---------------|------------|------------|
| 720 minute winter | S1 | 375 | 2.444 | 0.144 | 0.4 | 0.0612 | 0.0000 | OK |
| 720 minute winter | S2 | 390 | 2.444 | 0.246 | 0.8 | 0.0950 | 0.0000 | SURCHARGED |
| 720 minute winter | S3 | 390 | 2.443 | 0.093 | 0.6 | 0.0476 | 0.0000 | OK |
| 720 minute winter | S4 | 375 | 2.444 | 0.144 | 0.4 | 0.0613 | 0.0000 | OK |
| 720 minute winter | S5 | 375 | 2.444 | 0.157 | 0.4 | 0.0249 | 0.0000 | SURCHARGED |
| 720 minute winter | S6 | 375 | 2.444 | 0.144 | 0.4 | 0.0612 | 0.0000 | OK |
| 720 minute winter | S7 | 390 | 2.444 | 0.144 | 0.4 | 0.0707 | 0.0000 | OK |
| 720 minute winter | S8 | 390 | 2.443 | 0.143 | 0.4 | 0.0704 | 0.0000 | OK |
| 720 minute winter | S9 | 360 | 2.730 | 0.030 | 1.2 | 0.0332 | 0.0000 | OK |
| 720 minute winter | S10 | 360 | 2.727 | 0.027 | 1.2 | 0.0292 | 0.0000 | OK |
| 720 minute winter | DRIVEWAY 1 | 420 | 2.647 | 0.047 | 0.3 | 0.5390 | 0.0000 | OK |
| 720 minute winter | DRIVEWAY 2 | 435 | 2.633 | 0.033 | 0.4 | 0.6852 | 0.0000 | OK |
| 720 minute winter | DRIVEWAY 3 | 420 | 2.629 | 0.029 | 0.2 | 0.3482 | 0.0000 | OK |
| 720 minute winter | DRIVEWAY 4 | 450 | 2.622 | 0.022 | 0.2 | 0.3454 | 0.0000 | OK |
| 720 minute winter | DRIVEWAY 5 | 510 | 2.621 | 0.021 | 0.1 | 0.1846 | 0.0000 | OK |

| Link Event | US Node | Link | DS Node | Outflow (l/s) | Velocity (m/s) | Flow/Cap | Link Vol (m³) |
|-------------------|------------|--------------|---------|---------------|----------------|----------|---------------|
| 720 minute winter | S1 | 4.000 | S2 | 0.4 | 0.171 | 0.030 | 0.3142 |
| 720 minute winter | S2 | 4.001 | J3 | 0.8 | 0.194 | 0.058 | 0.1038 |
| 720 minute winter | S3 | 6.000 | SA1 | 0.6 | 0.330 | 0.079 | 0.0946 |
| 720 minute winter | S4 | 1.000 | S5 | 0.4 | 0.223 | 0.029 | 0.0378 |
| 720 minute winter | S5 | 1.001 | J1 | 0.4 | 0.171 | 0.029 | 0.1826 |
| 720 minute winter | S6 | 2.000 | J1 | 0.4 | 0.201 | 0.021 | 0.1080 |
| 720 minute winter | S7 | 3.000 | J2 | 0.4 | 0.279 | 0.016 | 0.1076 |
| 720 minute winter | S8 | 5.000 | J4 | 0.4 | 0.228 | 0.014 | 0.1074 |
| 720 minute winter | S9 | 7.000 | SA3 | 1.2 | 0.323 | 0.090 | 0.0828 |
| 720 minute winter | S10 | 8.000 | SA3 | 1.2 | 0.346 | 0.070 | 0.0465 |
| 720 minute winter | DRIVEWAY 1 | Infiltration | | 0.3 | | | |
| 720 minute winter | DRIVEWAY 2 | Infiltration | | 0.4 | | | |
| 720 minute winter | DRIVEWAY 3 | Infiltration | | 0.2 | | | |
| 720 minute winter | DRIVEWAY 4 | Infiltration | | 0.2 | | | |
| 720 minute winter | DRIVEWAY 5 | Infiltration | | 0.1 | | | |

Results for 100 year 720 minute winter. 960 minute analysis at 15 minute timestep. Mass balance: 98.88%

| Node Event | US Node | Peak (mins) | Level (m) | Depth (m) | Inflow (l/s) | Node Vol (m³) | Flood (m³) | Status |
|-------------------|------------|-------------|-----------|-----------|--------------|---------------|------------|------------|
| 720 minute winter | DRIVEWAY 6 | 510 | 2.621 | 0.021 | 0.1 | 0.1846 | 0.0000 | OK |
| 720 minute winter | SA1 | 390 | 2.442 | 0.337 | 3.1 | 0.4266 | 0.0000 | SURCHARGED |
| 720 minute winter | SA2 | 390 | 2.440 | 0.376 | 3.1 | 4.9698 | 0.0000 | OK |
| 720 minute winter | SA3 | 360 | 2.625 | 0.049 | 2.6 | 0.0606 | 0.0000 | OK |
| 720 minute winter | SA4 | 555 | 2.391 | -0.175 | 2.6 | 25.1805 | 0.0000 | OK |
| 720 minute winter | J1 | 375 | 2.444 | 0.216 | 0.8 | 0.2440 | 0.0000 | SURCHARGED |
| 720 minute winter | J2 | 390 | 2.444 | 0.267 | 1.2 | 0.0000 | 0.0000 | SURCHARGED |
| 720 minute winter | J3 | 390 | 2.443 | 0.280 | 2.0 | 0.0000 | 0.0000 | SURCHARGED |
| 720 minute winter | J4 | 390 | 2.443 | 0.310 | 2.3 | 0.0000 | 0.0000 | SURCHARGED |

| Link Event | US Node | Link | DS Node | Outflow (l/s) | Velocity (m/s) | Flow/Cap | Link Vol (m³) |
|-------------------|------------|--------------|---------|---------------|----------------|----------|---------------|
| 720 minute winter | DRIVEWAY 6 | Infiltration | | 0.1 | | | |
| 720 minute winter | SA1 | 1.006 | SA2 | 3.1 | 0.178 | 0.234 | 0.1254 |
| 720 minute winter | SA2 | Infiltration | | 2.9 | | | |
| 720 minute winter | SA3 | 7.001 | SA4 | 2.6 | 0.562 | 0.189 | 0.0076 |
| 720 minute winter | SA4 | Infiltration | | 0.8 | | | |
| 720 minute winter | J1 | 1.002 | J2 | 0.8 | 0.223 | 0.059 | 0.1589 |
| 720 minute winter | J2 | 1.003 | J3 | 1.2 | 0.247 | 0.086 | 0.0417 |
| 720 minute winter | J3 | 1.004 | J4 | 2.0 | 0.159 | 0.147 | 0.0936 |
| 720 minute winter | J4 | 1.005 | SA1 | 2.3 | 0.225 | 0.175 | 0.0859 |

Results for 100 year 960 minute summer. 1200 minute analysis at 15 minute timestep. Mass balance: 98.89%

| Node Event | US Node | Peak (mins) | Level (m) | Depth (m) | Inflow (l/s) | Node Vol (m³) | Flood (m³) | Status |
|-------------------|------------|-------------|-----------|-----------|--------------|---------------|------------|------------|
| 960 minute summer | S1 | 510 | 2.451 | 0.151 | 0.4 | 0.0644 | 0.0000 | SURCHARGED |
| 960 minute summer | S2 | 510 | 2.451 | 0.253 | 0.8 | 0.0979 | 0.0000 | SURCHARGED |
| 960 minute summer | S3 | 510 | 2.450 | 0.100 | 0.7 | 0.0511 | 0.0000 | SURCHARGED |
| 960 minute summer | S4 | 510 | 2.451 | 0.151 | 0.4 | 0.0644 | 0.0000 | SURCHARGED |
| 960 minute summer | S5 | 510 | 2.451 | 0.164 | 0.4 | 0.0261 | 0.0000 | SURCHARGED |
| 960 minute summer | S6 | 510 | 2.451 | 0.151 | 0.4 | 0.0644 | 0.0000 | SURCHARGED |
| 960 minute summer | S7 | 510 | 2.451 | 0.151 | 0.5 | 0.0743 | 0.0000 | SURCHARGED |
| 960 minute summer | S8 | 510 | 2.450 | 0.150 | 0.5 | 0.0738 | 0.0000 | SURCHARGED |
| 960 minute summer | S9 | 495 | 2.734 | 0.034 | 1.5 | 0.0370 | 0.0000 | OK |
| 960 minute summer | S10 | 495 | 2.730 | 0.030 | 1.5 | 0.0326 | 0.0000 | OK |
| 960 minute summer | DRIVEWAY 1 | 510 | 2.650 | 0.050 | 0.4 | 0.5800 | 0.0000 | OK |
| 960 minute summer | DRIVEWAY 2 | 510 | 2.638 | 0.038 | 0.5 | 0.7895 | 0.0000 | OK |
| 960 minute summer | DRIVEWAY 3 | 540 | 2.629 | 0.029 | 0.2 | 0.3481 | 0.0000 | OK |
| 960 minute summer | DRIVEWAY 4 | 510 | 2.625 | 0.025 | 0.3 | 0.3906 | 0.0000 | OK |
| 960 minute summer | DRIVEWAY 5 | 510 | 2.627 | 0.027 | 0.2 | 0.2392 | 0.0000 | OK |

| Link Event | US Node | Link | DS Node | Outflow (l/s) | Velocity (m/s) | Flow/Cap | Link Vol (m³) |
|-------------------|------------|--------------|---------|---------------|----------------|----------|---------------|
| 960 minute summer | S1 | 4.000 | S2 | 0.4 | 0.023 | 0.030 | 0.3164 |
| 960 minute summer | S2 | 4.001 | J3 | 0.8 | 0.045 | 0.058 | 0.1038 |
| 960 minute summer | S3 | 6.000 | SA1 | 0.7 | 0.338 | 0.091 | 0.0959 |
| 960 minute summer | S4 | 1.000 | S5 | 0.4 | 0.023 | 0.029 | 0.0381 |
| 960 minute summer | S5 | 1.001 | J1 | 0.4 | 0.022 | 0.030 | 0.1826 |
| 960 minute summer | S6 | 2.000 | J1 | 0.4 | 0.023 | 0.021 | 0.1087 |
| 960 minute summer | S7 | 3.000 | J2 | 0.5 | 0.176 | 0.020 | 0.1084 |
| 960 minute summer | S8 | 5.000 | J4 | 0.5 | 0.034 | 0.017 | 0.1083 |
| 960 minute summer | S9 | 7.000 | SA3 | 1.5 | 0.345 | 0.113 | 0.0966 |
| 960 minute summer | S10 | 8.000 | SA3 | 1.5 | 0.369 | 0.087 | 0.0542 |
| 960 minute summer | DRIVEWAY 1 | Infiltration | | 0.3 | | | |
| 960 minute summer | DRIVEWAY 2 | Infiltration | | 0.5 | | | |
| 960 minute summer | DRIVEWAY 3 | Infiltration | | 0.2 | | | |
| 960 minute summer | DRIVEWAY 4 | Infiltration | | 0.2 | | | |
| 960 minute summer | DRIVEWAY 5 | Infiltration | | 0.1 | | | |

Results for 100 year 960 minute summer. 1200 minute analysis at 15 minute timestep. Mass balance: 98.89%

| Node Event | US Node | Peak (mins) | Level (m) | Depth (m) | Inflow (l/s) | Node Vol (m³) | Flood (m³) | Status |
|-------------------|------------|-------------|-----------|-----------|--------------|---------------|------------|------------|
| 960 minute summer | DRIVEWAY 6 | 510 | 2.627 | 0.027 | 0.2 | 0.2392 | 0.0000 | OK |
| 960 minute summer | SA1 | 510 | 2.449 | 0.344 | 3.5 | 0.4347 | 0.0000 | SURCHARGED |
| 960 minute summer | SA2 | 510 | 2.445 | 0.381 | 3.5 | 5.5551 | 0.0000 | OK |
| 960 minute summer | SA3 | 495 | 2.631 | 0.055 | 3.2 | 0.0678 | 0.0000 | OK |
| 960 minute summer | SA4 | 660 | 2.371 | -0.195 | 3.2 | 24.1569 | 0.0000 | OK |
| 960 minute summer | J1 | 510 | 2.451 | 0.223 | 0.8 | 0.2524 | 0.0000 | SURCHARGED |
| 960 minute summer | J2 | 510 | 2.451 | 0.274 | 1.3 | 0.0000 | 0.0000 | SURCHARGED |
| 960 minute summer | J3 | 510 | 2.451 | 0.288 | 2.1 | 0.0000 | 0.0000 | SURCHARGED |
| 960 minute summer | J4 | 510 | 2.450 | 0.317 | 2.6 | 0.0000 | 0.0000 | SURCHARGED |

| Link Event | US Node | Link | DS Node | Outflow (l/s) | Velocity (m/s) | Flow/Cap | Link Vol (m³) |
|-------------------|------------|--------------|---------|---------------|----------------|----------|---------------|
| 960 minute summer | DRIVEWAY 6 | Infiltration | | 0.1 | | | |
| 960 minute summer | SA1 | 1.006 | SA2 | 3.5 | 0.201 | 0.263 | 0.1254 |
| 960 minute summer | SA2 | Infiltration | | 3.2 | | | |
| 960 minute summer | SA3 | 7.001 | SA4 | 3.2 | 0.592 | 0.231 | 0.0089 |
| 960 minute summer | SA4 | Infiltration | | 0.8 | | | |
| 960 minute summer | J1 | 1.002 | J2 | 0.8 | 0.045 | 0.060 | 0.1589 |
| 960 minute summer | J2 | 1.003 | J3 | 1.3 | 0.073 | 0.095 | 0.0417 |
| 960 minute summer | J3 | 1.004 | J4 | 2.1 | 0.118 | 0.157 | 0.0936 |
| 960 minute summer | J4 | 1.005 | SA1 | 2.6 | 0.146 | 0.192 | 0.0859 |

Results for 100 year 960 minute winter. 1200 minute analysis at 15 minute timestep. Mass balance: 98.91%

| Node Event | US Node | Peak (mins) | Level (m) | Depth (m) | Inflow (l/s) | Node Vol (m³) | Flood (m³) | Status |
|-------------------|------------|-------------|-----------|-----------|--------------|---------------|------------|------------|
| 960 minute winter | S1 | 525 | 2.437 | 0.137 | 0.3 | 0.0585 | 0.0000 | OK |
| 960 minute winter | S2 | 525 | 2.437 | 0.239 | 0.6 | 0.0926 | 0.0000 | SURCHARGED |
| 960 minute winter | S3 | 525 | 2.437 | 0.087 | 0.5 | 0.0442 | 0.0000 | OK |
| 960 minute winter | S4 | 525 | 2.437 | 0.137 | 0.3 | 0.0585 | 0.0000 | OK |
| 960 minute winter | S5 | 525 | 2.437 | 0.150 | 0.3 | 0.0239 | 0.0000 | SURCHARGED |
| 960 minute winter | S6 | 525 | 2.437 | 0.137 | 0.3 | 0.0585 | 0.0000 | OK |
| 960 minute winter | S7 | 525 | 2.437 | 0.137 | 0.3 | 0.0675 | 0.0000 | OK |
| 960 minute winter | S8 | 525 | 2.437 | 0.137 | 0.3 | 0.0673 | 0.0000 | OK |
| 960 minute winter | S9 | 495 | 2.728 | 0.028 | 1.0 | 0.0303 | 0.0000 | OK |
| 960 minute winter | S10 | 495 | 2.724 | 0.024 | 1.0 | 0.0267 | 0.0000 | OK |
| 960 minute winter | DRIVEWAY 1 | 615 | 2.632 | 0.032 | 0.2 | 0.3650 | 0.0000 | OK |
| 960 minute winter | DRIVEWAY 2 | 585 | 2.625 | 0.025 | 0.3 | 0.5158 | 0.0000 | OK |
| 960 minute winter | DRIVEWAY 3 | 675 | 2.615 | 0.015 | 0.1 | 0.1775 | 0.0000 | OK |
| 960 minute winter | DRIVEWAY 4 | 555 | 2.622 | 0.022 | 0.2 | 0.3440 | 0.0000 | OK |
| 960 minute winter | DRIVEWAY 5 | 645 | 2.621 | 0.021 | 0.1 | 0.1846 | 0.0000 | OK |

| Link Event | US Node | Link | DS Node | Outflow (l/s) | Velocity (m/s) | Flow/Cap | Link Vol (m³) |
|-------------------|------------|--------------|---------|---------------|----------------|----------|---------------|
| 960 minute winter | S1 | 4.000 | S2 | 0.3 | 0.017 | 0.023 | 0.3100 |
| 960 minute winter | S2 | 4.001 | J3 | 0.6 | 0.034 | 0.044 | 0.1038 |
| 960 minute winter | S3 | 6.000 | SA1 | 0.5 | 0.338 | 0.065 | 0.0922 |
| 960 minute winter | S4 | 1.000 | S5 | 0.3 | 0.064 | 0.022 | 0.0373 |
| 960 minute winter | S5 | 1.001 | J1 | 0.3 | 0.017 | 0.023 | 0.1826 |
| 960 minute winter | S6 | 2.000 | J1 | 0.3 | 0.017 | 0.016 | 0.1066 |
| 960 minute winter | S7 | 3.000 | J2 | 0.3 | 0.279 | 0.012 | 0.1062 |
| 960 minute winter | S8 | 5.000 | J4 | 0.3 | 0.228 | 0.010 | 0.1060 |
| 960 minute winter | S9 | 7.000 | SA3 | 1.0 | 0.313 | 0.075 | 0.0714 |
| 960 minute winter | S10 | 8.000 | SA3 | 1.0 | 0.335 | 0.058 | 0.0400 |
| 960 minute winter | DRIVEWAY 1 | Infiltration | | 0.2 | | | |
| 960 minute winter | DRIVEWAY 2 | Infiltration | | 0.3 | | | |
| 960 minute winter | DRIVEWAY 3 | Infiltration | | 0.1 | | | |
| 960 minute winter | DRIVEWAY 4 | Infiltration | | 0.2 | | | |
| 960 minute winter | DRIVEWAY 5 | Infiltration | | 0.1 | | | |

Results for 100 year 960 minute winter. 1200 minute analysis at 15 minute timestep. Mass balance: 98.91%

| Node Event | US Node | Peak (mins) | Level (m) | Depth (m) | Inflow (l/s) | Node Vol (m³) | Flood (m³) | Status |
|-------------------|------------|-------------|-----------|-----------|--------------|---------------|------------|------------|
| 960 minute winter | DRIVEWAY 6 | 645 | 2.621 | 0.021 | 0.1 | 0.1846 | 0.0000 | OK |
| 960 minute winter | SA1 | 525 | 2.436 | 0.331 | 2.5 | 0.4187 | 0.0000 | SURCHARGED |
| 960 minute winter | SA2 | 525 | 2.434 | 0.370 | 2.5 | 4.3271 | 0.0000 | OK |
| 960 minute winter | SA3 | 495 | 2.620 | 0.044 | 2.1 | 0.0541 | 0.0000 | OK |
| 960 minute winter | SA4 | 690 | 2.330 | -0.236 | 2.1 | 22.0478 | 0.0000 | OK |
| 960 minute winter | J1 | 525 | 2.437 | 0.209 | 0.6 | 0.2367 | 0.0000 | SURCHARGED |
| 960 minute winter | J2 | 525 | 2.437 | 0.260 | 0.9 | 0.0000 | 0.0000 | SURCHARGED |
| 960 minute winter | J3 | 525 | 2.437 | 0.274 | 1.5 | 0.0000 | 0.0000 | SURCHARGED |
| 960 minute winter | J4 | 525 | 2.437 | 0.304 | 1.8 | 0.0000 | 0.0000 | SURCHARGED |

| Link Event | US Node | Link | DS Node | Outflow (l/s) | Velocity (m/s) | Flow/Cap | Link Vol (m³) |
|-------------------|------------|--------------|---------|---------------|----------------|----------|---------------|
| 960 minute winter | DRIVEWAY 6 | Infiltration | | 0.1 | | | |
| 960 minute winter | SA1 | 1.006 | SA2 | 2.5 | 0.142 | 0.186 | 0.1254 |
| 960 minute winter | SA2 | Infiltration | | 2.5 | | | |
| 960 minute winter | SA3 | 7.001 | SA4 | 2.1 | 0.530 | 0.152 | 0.0065 |
| 960 minute winter | SA4 | Infiltration | | 0.7 | | | |
| 960 minute winter | J1 | 1.002 | J2 | 0.6 | 0.034 | 0.045 | 0.1589 |
| 960 minute winter | J2 | 1.003 | J3 | 0.9 | 0.223 | 0.066 | 0.0417 |
| 960 minute winter | J3 | 1.004 | J4 | 1.5 | 0.159 | 0.113 | 0.0936 |
| 960 minute winter | J4 | 1.005 | SA1 | 1.8 | 0.109 | 0.135 | 0.0859 |

Results for 100 year 1440 minute summer. 1680 minute analysis at 30 minute timestep. Mass balance: 98.90%

| Node Event | US Node | Peak (mins) | Level (m) | Depth (m) | Inflow (l/s) | Node Vol (m³) | Flood (m³) | Status |
|--------------------|------------|-------------|-----------|-----------|--------------|---------------|------------|------------|
| 1440 minute summer | S1 | 750 | 2.439 | 0.139 | 0.3 | 0.0590 | 0.0000 | OK |
| 1440 minute summer | S2 | 750 | 2.438 | 0.240 | 0.6 | 0.0931 | 0.0000 | SURCHARGED |
| 1440 minute summer | S3 | 750 | 2.438 | 0.088 | 0.5 | 0.0447 | 0.0000 | OK |
| 1440 minute summer | S4 | 750 | 2.439 | 0.139 | 0.3 | 0.0591 | 0.0000 | OK |
| 1440 minute summer | S5 | 750 | 2.439 | 0.152 | 0.3 | 0.0241 | 0.0000 | SURCHARGED |
| 1440 minute summer | S6 | 750 | 2.439 | 0.139 | 0.3 | 0.0590 | 0.0000 | OK |
| 1440 minute summer | S7 | 750 | 2.439 | 0.139 | 0.4 | 0.0681 | 0.0000 | OK |
| 1440 minute summer | S8 | 750 | 2.438 | 0.138 | 0.4 | 0.0679 | 0.0000 | OK |
| 1440 minute summer | S9 | 750 | 2.728 | 0.028 | 1.0 | 0.0303 | 0.0000 | OK |
| 1440 minute summer | S10 | 750 | 2.724 | 0.024 | 1.0 | 0.0267 | 0.0000 | OK |
| 1440 minute summer | DRIVEWAY 1 | 750 | 2.643 | 0.043 | 0.3 | 0.4982 | 0.0000 | OK |
| 1440 minute summer | DRIVEWAY 2 | 750 | 2.631 | 0.031 | 0.4 | 0.6454 | 0.0000 | OK |
| 1440 minute summer | DRIVEWAY 3 | 900 | 2.615 | 0.015 | 0.1 | 0.1775 | 0.0000 | OK |
| 1440 minute summer | DRIVEWAY 4 | 780 | 2.622 | 0.022 | 0.2 | 0.3414 | 0.0000 | OK |
| 1440 minute summer | DRIVEWAY 5 | 870 | 2.621 | 0.021 | 0.1 | 0.1846 | 0.0000 | OK |

| Link Event | US Node | Link | DS Node | Outflow (l/s) | Velocity (m/s) | Flow/Cap | Link Vol (m³) |
|--------------------|------------|--------------|---------|---------------|----------------|----------|---------------|
| 1440 minute summer | S1 | 4.000 | S2 | 0.3 | 0.017 | 0.022 | 0.3110 |
| 1440 minute summer | S2 | 4.001 | J3 | 0.6 | 0.034 | 0.044 | 0.1038 |
| 1440 minute summer | S3 | 6.000 | SA1 | 0.5 | 0.338 | 0.065 | 0.0927 |
| 1440 minute summer | S4 | 1.000 | S5 | 0.3 | -0.031 | 0.022 | 0.0374 |
| 1440 minute summer | S5 | 1.001 | J1 | 0.3 | 0.017 | 0.022 | 0.1826 |
| 1440 minute summer | S6 | 2.000 | J1 | 0.3 | 0.017 | 0.016 | 0.1069 |
| 1440 minute summer | S7 | 3.000 | J2 | 0.4 | 0.023 | 0.016 | 0.1065 |
| 1440 minute summer | S8 | 5.000 | J4 | 0.4 | 0.023 | 0.014 | 0.1063 |
| 1440 minute summer | S9 | 7.000 | SA3 | 1.0 | 0.313 | 0.075 | 0.0714 |
| 1440 minute summer | S10 | 8.000 | SA3 | 1.0 | 0.334 | 0.058 | 0.0400 |
| 1440 minute summer | DRIVEWAY 1 | Infiltration | | 0.3 | | | |
| 1440 minute summer | DRIVEWAY 2 | Infiltration | | 0.4 | | | |
| 1440 minute summer | DRIVEWAY 3 | Infiltration | | 0.1 | | | |
| 1440 minute summer | DRIVEWAY 4 | Infiltration | | 0.2 | | | |
| 1440 minute summer | DRIVEWAY 5 | Infiltration | | 0.1 | | | |

Results for 100 year 1440 minute summer. 1680 minute analysis at 30 minute timestep. Mass balance: 98.90%

| Node Event | US Node | Peak (mins) | Level (m) | Depth (m) | Inflow (l/s) | Node Vol (m³) | Flood (m³) | Status |
|--------------------|------------|-------------|-----------|-----------|--------------|---------------|------------|------------|
| 1440 minute summer | DRIVEWAY 6 | 870 | 2.621 | 0.021 | 0.1 | 0.1846 | 0.0000 | OK |
| 1440 minute summer | SA1 | 750 | 2.437 | 0.332 | 2.7 | 0.4201 | 0.0000 | SURCHARGED |
| 1440 minute summer | SA2 | 750 | 2.435 | 0.371 | 2.7 | 4.4162 | 0.0000 | OK |
| 1440 minute summer | SA3 | 750 | 2.620 | 0.044 | 2.1 | 0.0541 | 0.0000 | OK |
| 1440 minute summer | SA4 | 930 | 2.301 | -0.265 | 2.1 | 20.5605 | 0.0000 | OK |
| 1440 minute summer | J1 | 750 | 2.439 | 0.211 | 0.6 | 0.2382 | 0.0000 | SURCHARGED |
| 1440 minute summer | J2 | 750 | 2.438 | 0.261 | 1.0 | 0.0000 | 0.0000 | SURCHARGED |
| 1440 minute summer | J3 | 750 | 2.438 | 0.275 | 1.6 | 0.0000 | 0.0000 | SURCHARGED |
| 1440 minute summer | J4 | 750 | 2.438 | 0.305 | 2.0 | 0.0000 | 0.0000 | SURCHARGED |

| Link Event | US Node | Link | DS Node | Outflow (l/s) | Velocity (m/s) | Flow/Cap | Link Vol (m³) |
|--------------------|------------|--------------|---------|---------------|----------------|----------|---------------|
| 1440 minute summer | DRIVEWAY 6 | Infiltration | | 0.1 | | | |
| 1440 minute summer | SA1 | 1.006 | SA2 | 2.7 | 0.152 | 0.200 | 0.1254 |
| 1440 minute summer | SA2 | Infiltration | | 2.5 | | | |
| 1440 minute summer | SA3 | 7.001 | SA4 | 2.1 | 0.530 | 0.152 | 0.0065 |
| 1440 minute summer | SA4 | Infiltration | | 0.7 | | | |
| 1440 minute summer | J1 | 1.002 | J2 | 0.6 | 0.034 | 0.045 | 0.1589 |
| 1440 minute summer | J2 | 1.003 | J3 | 1.0 | 0.056 | 0.073 | 0.0417 |
| 1440 minute summer | J3 | 1.004 | J4 | 1.6 | 0.090 | 0.119 | 0.0936 |
| 1440 minute summer | J4 | 1.005 | SA1 | 2.0 | 0.113 | 0.148 | 0.0859 |

Results for 100 year 1440 minute winter. 1680 minute analysis at 30 minute timestep. Mass balance: 98.91%

| Node Event | US Node | Peak (mins) | Level (m) | Depth (m) | Inflow (l/s) | Node Vol (m ³) | Flood (m ³) | Status |
|--------------------|------------|-------------|-----------|-----------|--------------|----------------------------|-------------------------|------------|
| 1440 minute winter | S1 | 840 | 2.424 | 0.124 | 0.2 | 0.0526 | 0.0000 | OK |
| 1440 minute winter | S2 | 840 | 2.424 | 0.226 | 0.4 | 0.0873 | 0.0000 | SURCHARGED |
| 1440 minute winter | S3 | 840 | 2.423 | 0.073 | 0.3 | 0.0373 | 0.0000 | OK |
| 1440 minute winter | S4 | 840 | 2.424 | 0.124 | 0.2 | 0.0527 | 0.0000 | OK |
| 1440 minute winter | S5 | 840 | 2.424 | 0.137 | 0.2 | 0.0217 | 0.0000 | OK |
| 1440 minute winter | S6 | 840 | 2.424 | 0.124 | 0.2 | 0.0526 | 0.0000 | OK |
| 1440 minute winter | S7 | 840 | 2.424 | 0.124 | 0.2 | 0.0608 | 0.0000 | OK |
| 1440 minute winter | S8 | 840 | 2.423 | 0.123 | 0.2 | 0.0607 | 0.0000 | OK |
| 1440 minute winter | S9 | 720 | 2.723 | 0.023 | 0.7 | 0.0255 | 0.0000 | OK |
| 1440 minute winter | S10 | 720 | 2.721 | 0.021 | 0.7 | 0.0225 | 0.0000 | OK |
| 1440 minute winter | DRIVEWAY 1 | 810 | 2.632 | 0.032 | 0.2 | 0.3642 | 0.0000 | OK |
| 1440 minute winter | DRIVEWAY 2 | 900 | 2.617 | 0.017 | 0.2 | 0.3440 | 0.0000 | OK |
| 1440 minute winter | DRIVEWAY 3 | 960 | 2.615 | 0.015 | 0.1 | 0.1775 | 0.0000 | OK |
| 1440 minute winter | DRIVEWAY 4 | 960 | 2.611 | 0.011 | 0.1 | 0.1731 | 0.0000 | OK |
| 1440 minute winter | DRIVEWAY 5 | 900 | 2.621 | 0.021 | 0.1 | 0.1846 | 0.0000 | OK |

| Link Event | US Node | Link | DS Node | Outflow (l/s) | Velocity (m/s) | Flow/Cap | Link Vol (m ³) |
|--------------------|------------|--------------|---------|---------------|----------------|----------|----------------------------|
| 1440 minute winter | S1 | 4.000 | S2 | 0.2 | 0.012 | 0.015 | 0.2977 |
| 1440 minute winter | S2 | 4.001 | J3 | 0.4 | 0.023 | 0.029 | 0.1038 |
| 1440 minute winter | S3 | 6.000 | SA1 | 0.3 | 0.338 | 0.040 | 0.0856 |
| 1440 minute winter | S4 | 1.000 | S5 | 0.2 | -0.031 | 0.015 | 0.0350 |
| 1440 minute winter | S5 | 1.001 | J1 | 0.2 | 0.011 | 0.015 | 0.1786 |
| 1440 minute winter | S6 | 2.000 | J1 | 0.2 | 0.012 | 0.010 | 0.1023 |
| 1440 minute winter | S7 | 3.000 | J2 | 0.2 | 0.021 | 0.008 | 0.1020 |
| 1440 minute winter | S8 | 5.000 | J4 | 0.2 | 0.012 | 0.007 | 0.1018 |
| 1440 minute winter | S9 | 7.000 | SA3 | 0.7 | 0.281 | 0.053 | 0.0555 |
| 1440 minute winter | S10 | 8.000 | SA3 | 0.7 | 0.301 | 0.041 | 0.0311 |
| 1440 minute winter | DRIVEWAY 1 | Infiltration | | 0.2 | | | |
| 1440 minute winter | DRIVEWAY 2 | Infiltration | | 0.2 | | | |
| 1440 minute winter | DRIVEWAY 3 | Infiltration | | 0.1 | | | |
| 1440 minute winter | DRIVEWAY 4 | Infiltration | | 0.1 | | | |
| 1440 minute winter | DRIVEWAY 5 | Infiltration | | 0.1 | | | |

Results for 100 year 1440 minute winter. 1680 minute analysis at 30 minute timestep. Mass balance: 98.91%

| Node Event | US Node | Peak (mins) | Level (m) | Depth (m) | Inflow (l/s) | Node Vol (m³) | Flood (m³) | Status |
|--------------------|------------|-------------|-----------|-----------|--------------|---------------|------------|------------|
| 1440 minute winter | DRIVEWAY 6 | 900 | 2.621 | 0.021 | 0.1 | 0.1846 | 0.0000 | OK |
| 1440 minute winter | SA1 | 840 | 2.423 | 0.318 | 1.6 | 0.4023 | 0.0000 | SURCHARGED |
| 1440 minute winter | SA2 | 840 | 2.422 | 0.358 | 1.6 | 2.9744 | 0.0000 | OK |
| 1440 minute winter | SA3 | 720 | 2.612 | 0.036 | 1.5 | 0.0452 | 0.0000 | OK |
| 1440 minute winter | SA4 | 990 | 2.273 | -0.293 | 1.5 | 19.1483 | 0.0000 | OK |
| 1440 minute winter | J1 | 840 | 2.424 | 0.196 | 0.4 | 0.2212 | 0.0000 | SURCHARGED |
| 1440 minute winter | J2 | 840 | 2.424 | 0.247 | 0.6 | 0.0000 | 0.0000 | SURCHARGED |
| 1440 minute winter | J3 | 840 | 2.423 | 0.260 | 1.0 | 0.0000 | 0.0000 | SURCHARGED |
| 1440 minute winter | J4 | 840 | 2.423 | 0.290 | 1.2 | 0.0000 | 0.0000 | SURCHARGED |

| Link Event | US Node | Link | DS Node | Outflow (l/s) | Velocity (m/s) | Flow/Cap | Link Vol (m³) |
|--------------------|------------|--------------|---------|---------------|----------------|----------|---------------|
| 1440 minute winter | DRIVEWAY 6 | Infiltration | | 0.1 | | | |
| 1440 minute winter | SA1 | 1.006 | SA2 | 1.6 | 0.091 | 0.119 | 0.1254 |
| 1440 minute winter | SA2 | Infiltration | | 1.6 | | | |
| 1440 minute winter | SA3 | 7.001 | SA4 | 1.5 | 0.484 | 0.109 | 0.0051 |
| 1440 minute winter | SA4 | Infiltration | | 0.7 | | | |
| 1440 minute winter | J1 | 1.002 | J2 | 0.4 | 0.023 | 0.030 | 0.1589 |
| 1440 minute winter | J2 | 1.003 | J3 | 0.6 | 0.034 | 0.044 | 0.0417 |
| 1440 minute winter | J3 | 1.004 | J4 | 1.0 | 0.057 | 0.075 | 0.0936 |
| 1440 minute winter | J4 | 1.005 | SA1 | 1.2 | 0.068 | 0.090 | 0.0859 |

Results for 100 year +45% CC 15 minute summer. 255 minute analysis at 1 minute timestep. Mass balance: 97.72%

| Node Event | US Node | Peak (mins) | Level (m) | Depth (m) | Inflow (l/s) | Node Vol (m ³) | Flood (m ³) | Status |
|------------------|------------|-------------|-----------|-----------|--------------|----------------------------|-------------------------|------------|
| 15 minute summer | S1 | 34 | 2.595 | 0.295 | 1.9 | 0.1255 | 0.0000 | SURCHARGED |
| 15 minute summer | S2 | 35 | 2.593 | 0.395 | 4.0 | 0.1530 | 0.0000 | SURCHARGED |
| 15 minute summer | S3 | 34 | 2.588 | 0.238 | 2.9 | 0.1213 | 0.0000 | SURCHARGED |
| 15 minute summer | S4 | 35 | 2.597 | 0.297 | 1.6 | 0.1265 | 0.0000 | SURCHARGED |
| 15 minute summer | S5 | 35 | 2.597 | 0.310 | 1.7 | 0.0493 | 0.0000 | SURCHARGED |
| 15 minute summer | S6 | 35 | 2.596 | 0.296 | 1.6 | 0.1263 | 0.0000 | SURCHARGED |
| 15 minute summer | S7 | 35 | 2.594 | 0.294 | 2.1 | 0.1445 | 0.0000 | SURCHARGED |
| 15 minute summer | S8 | 35 | 2.582 | 0.282 | 2.1 | 0.1388 | 0.0000 | SURCHARGED |
| 15 minute summer | S9 | 19 | 2.769 | 0.069 | 5.8 | 0.0754 | 0.0000 | OK |
| 15 minute summer | S10 | 18 | 2.760 | 0.060 | 5.8 | 0.0652 | 0.0000 | OK |
| 15 minute summer | DRIVEWAY 1 | 39 | 2.769 | 0.169 | 1.4 | 1.9390 | 0.0000 | OK |
| 15 minute summer | DRIVEWAY 2 | 39 | 2.728 | 0.128 | 2.1 | 2.6728 | 0.0000 | OK |
| 15 minute summer | DRIVEWAY 3 | 38 | 2.677 | 0.077 | 0.8 | 0.9307 | 0.0000 | OK |
| 15 minute summer | DRIVEWAY 4 | 38 | 2.673 | 0.073 | 1.0 | 1.1462 | 0.0000 | OK |
| 15 minute summer | DRIVEWAY 5 | 38 | 2.681 | 0.081 | 0.6 | 0.7149 | 0.0000 | OK |

| Link Event | US Node | Link | DS Node | Outflow (l/s) | Velocity (m/s) | Flow/Cap | Link Vol (m ³) |
|------------------|------------|--------------|---------|---------------|----------------|----------|----------------------------|
| 15 minute summer | S1 | 4.000 | S2 | 1.5 | 0.336 | 0.115 | 0.3165 |
| 15 minute summer | S2 | 4.001 | J3 | 3.1 | 0.376 | 0.225 | 0.1038 |
| 15 minute summer | S3 | 6.000 | SA1 | 2.8 | 0.649 | 0.368 | 0.0959 |
| 15 minute summer | S4 | 1.000 | S5 | 1.5 | 0.476 | 0.112 | 0.0381 |
| 15 minute summer | S5 | 1.001 | J1 | 1.5 | 0.364 | 0.109 | 0.1826 |
| 15 minute summer | S6 | 2.000 | J1 | 1.6 | 0.441 | 0.083 | 0.1087 |
| 15 minute summer | S7 | 3.000 | J2 | 2.2 | 0.548 | 0.086 | 0.1084 |
| 15 minute summer | S8 | 5.000 | J4 | 2.0 | 0.609 | 0.069 | 0.1083 |
| 15 minute summer | S9 | 7.000 | SA3 | 5.8 | 0.482 | 0.437 | 0.2600 |
| 15 minute summer | S10 | 8.000 | SA3 | 5.8 | 0.512 | 0.336 | 0.1457 |
| 15 minute summer | DRIVEWAY 1 | Infiltration | | 0.3 | | | |
| 15 minute summer | DRIVEWAY 2 | Infiltration | | 0.6 | | | |
| 15 minute summer | DRIVEWAY 3 | Infiltration | | 0.4 | | | |
| 15 minute summer | DRIVEWAY 4 | Infiltration | | 0.5 | | | |
| 15 minute summer | DRIVEWAY 5 | Infiltration | | 0.2 | | | |

Results for 100 year +45% CC 15 minute summer. 255 minute analysis at 1 minute timestep. Mass balance: 97.72%

| Node Event | US Node | Peak (mins) | Level (m) | Depth (m) | Inflow (l/s) | Node Vol (m ³) | Flood (m ³) | Status |
|------------------|------------|-------------|-----------|-----------|--------------|----------------------------|-------------------------|------------|
| 15 minute summer | DRIVEWAY 6 | 38 | 2.681 | 0.081 | 0.6 | 0.7141 | 0.0000 | OK |
| 15 minute summer | SA1 | 36 | 2.565 | 0.460 | 13.5 | 0.5813 | 0.0000 | FLOOD RISK |
| 15 minute summer | SA2 | 40 | 2.530 | 0.466 | 13.4 | 15.2945 | 0.0000 | OK |
| 15 minute summer | SA3 | 21 | 2.701 | 0.125 | 12.4 | 0.1553 | 0.0000 | OK |
| 15 minute summer | SA4 | 44 | 2.306 | -0.260 | 12.4 | 20.8138 | 0.0000 | OK |
| 15 minute summer | J1 | 35 | 2.596 | 0.368 | 4.9 | 0.4161 | 0.0000 | SURCHARGED |
| 15 minute summer | J2 | 35 | 2.593 | 0.416 | 4.9 | 0.0000 | 0.0000 | SURCHARGED |
| 15 minute summer | J3 | 35 | 2.591 | 0.428 | 7.8 | 0.0000 | 0.0000 | SURCHARGED |
| 15 minute summer | J4 | 35 | 2.582 | 0.449 | 9.7 | 0.0000 | 0.0000 | SURCHARGED |

| Link Event | US Node | Link | DS Node | Outflow (l/s) | Velocity (m/s) | Flow/Cap | Link Vol (m ³) |
|------------------|------------|--------------|---------|---------------|----------------|----------|----------------------------|
| 15 minute summer | DRIVEWAY 6 | Infiltration | | 0.2 | | | |
| 15 minute summer | SA1 | 1.006 | SA2 | 13.4 | 0.759 | 0.995 | 0.1254 |
| 15 minute summer | SA2 | Infiltration | | 3.7 | | | |
| 15 minute summer | SA3 | 7.001 | SA4 | 12.4 | 0.862 | 0.899 | 0.0236 |
| 15 minute summer | SA4 | Infiltration | | 0.7 | | | |
| 15 minute summer | J1 | 1.002 | J2 | 2.9 | 0.374 | 0.219 | 0.1589 |
| 15 minute summer | J2 | 1.003 | J3 | 4.8 | 0.441 | 0.351 | 0.0417 |
| 15 minute summer | J3 | 1.004 | J4 | 7.8 | 0.466 | 0.585 | 0.0936 |
| 15 minute summer | J4 | 1.005 | SA1 | 9.6 | 0.548 | 0.720 | 0.0859 |

Results for 100 year +45% CC 15 minute winter. 255 minute analysis at 1 minute timestep. Mass balance: 97.73%

| Node Event | US Node | Peak (mins) | Level (m) | Depth (m) | Inflow (l/s) | Node Vol (m³) | Flood (m³) | Status |
|------------------|------------|-------------|-----------|-----------|--------------|---------------|------------|------------|
| 15 minute winter | S1 | 34 | 2.595 | 0.295 | 1.6 | 0.1256 | 0.0000 | SURCHARGED |
| 15 minute winter | S2 | 35 | 2.593 | 0.395 | 4.3 | 0.1530 | 0.0000 | SURCHARGED |
| 15 minute winter | S3 | 34 | 2.588 | 0.238 | 2.9 | 0.1214 | 0.0000 | SURCHARGED |
| 15 minute winter | S4 | 35 | 2.597 | 0.297 | 1.6 | 0.1266 | 0.0000 | SURCHARGED |
| 15 minute winter | S5 | 35 | 2.597 | 0.310 | 1.9 | 0.0493 | 0.0000 | SURCHARGED |
| 15 minute winter | S6 | 35 | 2.597 | 0.297 | 1.6 | 0.1263 | 0.0000 | SURCHARGED |
| 15 minute winter | S7 | 35 | 2.594 | 0.294 | 2.1 | 0.1446 | 0.0000 | SURCHARGED |
| 15 minute winter | S8 | 35 | 2.582 | 0.282 | 2.1 | 0.1388 | 0.0000 | SURCHARGED |
| 15 minute winter | S9 | 19 | 2.769 | 0.069 | 5.8 | 0.0754 | 0.0000 | OK |
| 15 minute winter | S10 | 18 | 2.760 | 0.060 | 5.8 | 0.0652 | 0.0000 | OK |
| 15 minute winter | DRIVEWAY 1 | 40 | 2.769 | 0.169 | 1.4 | 1.9398 | 0.0000 | OK |
| 15 minute winter | DRIVEWAY 2 | 39 | 2.728 | 0.128 | 2.1 | 2.6730 | 0.0000 | OK |
| 15 minute winter | DRIVEWAY 3 | 38 | 2.677 | 0.077 | 0.8 | 0.9307 | 0.0000 | OK |
| 15 minute winter | DRIVEWAY 4 | 38 | 2.672 | 0.072 | 1.0 | 1.1304 | 0.0000 | OK |
| 15 minute winter | DRIVEWAY 5 | 39 | 2.681 | 0.081 | 0.6 | 0.7152 | 0.0000 | OK |

| Link Event | US Node | Link | DS Node | Outflow (l/s) | Velocity (m/s) | Flow/Cap | Link Vol (m³) |
|------------------|------------|--------------|---------|---------------|----------------|----------|---------------|
| 15 minute winter | S1 | 4.000 | S2 | 1.5 | 0.339 | 0.115 | 0.3165 |
| 15 minute winter | S2 | 4.001 | J3 | 3.1 | 0.364 | 0.225 | 0.1038 |
| 15 minute winter | S3 | 6.000 | SA1 | 2.8 | 0.670 | 0.368 | 0.0959 |
| 15 minute winter | S4 | 1.000 | S5 | 1.5 | 0.477 | 0.112 | 0.0381 |
| 15 minute winter | S5 | 1.001 | J1 | 1.5 | 0.354 | 0.109 | 0.1826 |
| 15 minute winter | S6 | 2.000 | J1 | 1.5 | 0.432 | 0.080 | 0.1087 |
| 15 minute winter | S7 | 3.000 | J2 | 2.0 | 0.548 | 0.080 | 0.1084 |
| 15 minute winter | S8 | 5.000 | J4 | 2.0 | 0.608 | 0.069 | 0.1083 |
| 15 minute winter | S9 | 7.000 | SA3 | 5.8 | 0.482 | 0.437 | 0.2600 |
| 15 minute winter | S10 | 8.000 | SA3 | 5.8 | 0.511 | 0.336 | 0.1457 |
| 15 minute winter | DRIVEWAY 1 | Infiltration | | 0.3 | | | |
| 15 minute winter | DRIVEWAY 2 | Infiltration | | 0.6 | | | |
| 15 minute winter | DRIVEWAY 3 | Infiltration | | 0.4 | | | |
| 15 minute winter | DRIVEWAY 4 | Infiltration | | 0.5 | | | |
| 15 minute winter | DRIVEWAY 5 | Infiltration | | 0.2 | | | |

Results for 100 year +45% CC 15 minute winter. 255 minute analysis at 1 minute timestep. Mass balance: 97.73%

| Node Event | US Node | Peak (mins) | Level (m) | Depth (m) | Inflow (l/s) | Node Vol (m³) | Flood (m³) | Status |
|------------------|------------|-------------|-----------|-----------|--------------|---------------|------------|------------|
| 15 minute winter | DRIVEWAY 6 | 39 | 2.681 | 0.081 | 0.6 | 0.7143 | 0.0000 | OK |
| 15 minute winter | SA1 | 35 | 2.564 | 0.459 | 13.5 | 0.5809 | 0.0000 | FLOOD RISK |
| 15 minute winter | SA2 | 41 | 2.530 | 0.466 | 13.4 | 15.3332 | 0.0000 | OK |
| 15 minute winter | SA3 | 20 | 2.701 | 0.125 | 12.4 | 0.1553 | 0.0000 | OK |
| 15 minute winter | SA4 | 44 | 2.307 | -0.259 | 12.4 | 20.8570 | 0.0000 | OK |
| 15 minute winter | J1 | 35 | 2.596 | 0.368 | 4.4 | 0.4162 | 0.0000 | SURCHARGED |
| 15 minute winter | J2 | 35 | 2.593 | 0.416 | 4.9 | 0.0000 | 0.0000 | SURCHARGED |
| 15 minute winter | J3 | 35 | 2.591 | 0.428 | 7.8 | 0.0000 | 0.0000 | SURCHARGED |
| 15 minute winter | J4 | 35 | 2.582 | 0.449 | 9.7 | 0.0000 | 0.0000 | SURCHARGED |

| Link Event | US Node | Link | DS Node | Outflow (l/s) | Velocity (m/s) | Flow/Cap | Link Vol (m³) |
|------------------|------------|--------------|---------|---------------|----------------|----------|---------------|
| 15 minute winter | DRIVEWAY 6 | Infiltration | | 0.2 | | | |
| 15 minute winter | SA1 | 1.006 | SA2 | 13.4 | 0.759 | 0.995 | 0.1254 |
| 15 minute winter | SA2 | Infiltration | | 3.7 | | | |
| 15 minute winter | SA3 | 7.001 | SA4 | 12.4 | 0.862 | 0.899 | 0.0236 |
| 15 minute winter | SA4 | Infiltration | | 0.7 | | | |
| 15 minute winter | J1 | 1.002 | J2 | 2.9 | 0.391 | 0.219 | 0.1589 |
| 15 minute winter | J2 | 1.003 | J3 | 4.8 | 0.426 | 0.351 | 0.0417 |
| 15 minute winter | J3 | 1.004 | J4 | 7.8 | 0.490 | 0.585 | 0.0936 |
| 15 minute winter | J4 | 1.005 | SA1 | 9.6 | 0.548 | 0.720 | 0.0859 |

Results for 100 year +45% CC 30 minute summer. 270 minute analysis at 1 minute timestep. Mass balance: 98.29%

| Node Event | US Node | Peak (mins) | Level (m) | Depth (m) | Inflow (l/s) | Node Vol (m ³) | Flood (m ³) | Status |
|------------------|------------|-------------|-----------|-----------|--------------|----------------------------|-------------------------|------------|
| 30 minute summer | S1 | 41 | 2.682 | 0.382 | 2.2 | 0.1626 | 0.0000 | FLOOD RISK |
| 30 minute summer | S2 | 41 | 2.680 | 0.482 | 4.2 | 0.1864 | 0.0000 | FLOOD RISK |
| 30 minute summer | S3 | 40 | 2.671 | 0.321 | 3.8 | 0.1635 | 0.0000 | FLOOD RISK |
| 30 minute summer | S4 | 41 | 2.686 | 0.386 | 2.2 | 0.1643 | 0.0000 | FLOOD RISK |
| 30 minute summer | S5 | 41 | 2.685 | 0.398 | 2.0 | 0.0633 | 0.0000 | FLOOD RISK |
| 30 minute summer | S6 | 41 | 2.685 | 0.385 | 2.2 | 0.1638 | 0.0000 | FLOOD RISK |
| 30 minute summer | S7 | 41 | 2.680 | 0.380 | 2.7 | 0.1871 | 0.0000 | FLOOD RISK |
| 30 minute summer | S8 | 42 | 2.662 | 0.362 | 2.7 | 0.1780 | 0.0000 | FLOOD RISK |
| 30 minute summer | S9 | 30 | 2.781 | 0.081 | 7.7 | 0.0889 | 0.0000 | OK |
| 30 minute summer | S10 | 30 | 2.770 | 0.070 | 7.7 | 0.0763 | 0.0000 | OK |
| 30 minute summer | DRIVEWAY 1 | 49 | 2.834 | 0.234 | 1.9 | 2.6871 | 0.0000 | OK |
| 30 minute summer | DRIVEWAY 2 | 48 | 2.772 | 0.172 | 2.7 | 3.5779 | 0.0000 | OK |
| 30 minute summer | DRIVEWAY 3 | 46 | 2.707 | 0.107 | 1.1 | 1.2983 | 0.0000 | OK |
| 30 minute summer | DRIVEWAY 4 | 46 | 2.701 | 0.101 | 1.4 | 1.5918 | 0.0000 | OK |
| 30 minute summer | DRIVEWAY 5 | 46 | 2.712 | 0.112 | 0.8 | 0.9902 | 0.0000 | OK |

| Link Event | US Node | Link | DS Node | Outflow (l/s) | Velocity (m/s) | Flow/Cap | Link Vol (m ³) |
|------------------|------------|--------------|---------|---------------|----------------|----------|----------------------------|
| 30 minute summer | S1 | 4.000 | S2 | 2.0 | 0.269 | 0.153 | 0.3165 |
| 30 minute summer | S2 | 4.001 | J3 | 4.1 | 0.285 | 0.298 | 0.1038 |
| 30 minute summer | S3 | 6.000 | SA1 | 3.7 | 0.530 | 0.480 | 0.0959 |
| 30 minute summer | S4 | 1.000 | S5 | 2.0 | 0.453 | 0.148 | 0.0381 |
| 30 minute summer | S5 | 1.001 | J1 | 1.9 | 0.289 | 0.142 | 0.1826 |
| 30 minute summer | S6 | 2.000 | J1 | 2.0 | 0.389 | 0.106 | 0.1087 |
| 30 minute summer | S7 | 3.000 | J2 | 2.6 | 0.469 | 0.103 | 0.1084 |
| 30 minute summer | S8 | 5.000 | J4 | 2.6 | 0.520 | 0.088 | 0.1083 |
| 30 minute summer | S9 | 7.000 | SA3 | 7.7 | 0.514 | 0.578 | 0.3013 |
| 30 minute summer | S10 | 8.000 | SA3 | 7.7 | 0.541 | 0.445 | 0.1680 |
| 30 minute summer | DRIVEWAY 1 | Infiltration | | 0.4 | | | |
| 30 minute summer | DRIVEWAY 2 | Infiltration | | 0.7 | | | |
| 30 minute summer | DRIVEWAY 3 | Infiltration | | 0.4 | | | |
| 30 minute summer | DRIVEWAY 4 | Infiltration | | 0.5 | | | |
| 30 minute summer | DRIVEWAY 5 | Infiltration | | 0.3 | | | |

Results for 100 year +45% CC 30 minute summer. 270 minute analysis at 1 minute timestep. Mass balance: 98.29%

| Node Event | US Node | Peak (mins) | Level (m) | Depth (m) | Inflow (l/s) | Node Vol (m ³) | Flood (m ³) | Status |
|------------------|------------|-------------|-----------|-----------|--------------|----------------------------|-------------------------|------------|
| 30 minute summer | DRIVEWAY 6 | 46 | 2.711 | 0.111 | 0.8 | 0.9879 | 0.0000 | OK |
| 30 minute summer | SA1 | 42 | 2.634 | 0.529 | 17.4 | 0.6698 | 0.0000 | FLOOD RISK |
| 30 minute summer | SA2 | 50 | 2.586 | 0.522 | 17.3 | 21.7300 | 0.0000 | OK |
| 30 minute summer | SA3 | 30 | 2.732 | 0.156 | 16.5 | 0.1930 | 0.0000 | SURCHARGED |
| 30 minute summer | SA4 | 58 | 2.440 | -0.126 | 16.4 | 27.7265 | 0.0000 | OK |
| 30 minute summer | J1 | 41 | 2.684 | 0.456 | 3.9 | 0.5154 | 0.0000 | FLOOD RISK |
| 30 minute summer | J2 | 41 | 2.679 | 0.502 | 6.3 | 0.0000 | 0.0000 | FLOOD RISK |
| 30 minute summer | J3 | 41 | 2.676 | 0.513 | 10.2 | 0.0000 | 0.0000 | FLOOD RISK |
| 30 minute summer | J4 | 42 | 2.661 | 0.528 | 12.6 | 0.0000 | 0.0000 | FLOOD RISK |

| Link Event | US Node | Link | DS Node | Outflow (l/s) | Velocity (m/s) | Flow/Cap | Link Vol (m ³) |
|------------------|------------|--------------|---------|---------------|----------------|----------|----------------------------|
| 30 minute summer | DRIVEWAY 6 | Infiltration | | 0.3 | | | |
| 30 minute summer | SA1 | 1.006 | SA2 | 17.3 | 0.982 | 1.289 | 0.1254 |
| 30 minute summer | SA2 | Infiltration | | 3.8 | | | |
| 30 minute summer | SA3 | 7.001 | SA4 | 16.4 | 0.972 | 1.189 | 0.0268 |
| 30 minute summer | SA4 | Infiltration | | 0.8 | | | |
| 30 minute summer | J1 | 1.002 | J2 | 3.8 | 0.312 | 0.284 | 0.1589 |
| 30 minute summer | J2 | 1.003 | J3 | 6.2 | 0.353 | 0.454 | 0.0417 |
| 30 minute summer | J3 | 1.004 | J4 | 10.1 | 0.572 | 0.758 | 0.0936 |
| 30 minute summer | J4 | 1.005 | SA1 | 12.5 | 0.710 | 0.933 | 0.0859 |

Results for 100 year +45% CC 30 minute winter. 270 minute analysis at 1 minute timestep. Mass balance: 98.29%

| Node Event | US Node | Peak (mins) | Level (m) | Depth (m) | Inflow (l/s) | Node Vol (m ³) | Flood (m ³) | Status |
|------------------|------------|-------------|-----------|-----------|--------------|----------------------------|-------------------------|------------|
| 30 minute winter | S1 | 40 | 2.678 | 0.378 | 2.2 | 0.1612 | 0.0000 | FLOOD RISK |
| 30 minute winter | S2 | 40 | 2.676 | 0.478 | 4.2 | 0.1851 | 0.0000 | FLOOD RISK |
| 30 minute winter | S3 | 40 | 2.667 | 0.317 | 3.8 | 0.1616 | 0.0000 | FLOOD RISK |
| 30 minute winter | S4 | 40 | 2.682 | 0.382 | 2.2 | 0.1629 | 0.0000 | FLOOD RISK |
| 30 minute winter | S5 | 40 | 2.682 | 0.395 | 2.0 | 0.0628 | 0.0000 | FLOOD RISK |
| 30 minute winter | S6 | 40 | 2.681 | 0.381 | 2.2 | 0.1624 | 0.0000 | FLOOD RISK |
| 30 minute winter | S7 | 40 | 2.677 | 0.377 | 2.7 | 0.1856 | 0.0000 | FLOOD RISK |
| 30 minute winter | S8 | 40 | 2.658 | 0.358 | 2.7 | 0.1762 | 0.0000 | FLOOD RISK |
| 30 minute winter | S9 | 31 | 2.782 | 0.082 | 7.7 | 0.0891 | 0.0000 | OK |
| 30 minute winter | S10 | 31 | 2.770 | 0.070 | 7.7 | 0.0764 | 0.0000 | OK |
| 30 minute winter | DRIVEWAY 1 | 49 | 2.833 | 0.233 | 1.9 | 2.6778 | 0.0000 | OK |
| 30 minute winter | DRIVEWAY 2 | 49 | 2.771 | 0.171 | 2.7 | 3.5664 | 0.0000 | OK |
| 30 minute winter | DRIVEWAY 3 | 47 | 2.706 | 0.106 | 1.1 | 1.2837 | 0.0000 | OK |
| 30 minute winter | DRIVEWAY 4 | 47 | 2.701 | 0.101 | 1.4 | 1.5939 | 0.0000 | OK |
| 30 minute winter | DRIVEWAY 5 | 47 | 2.710 | 0.110 | 0.8 | 0.9759 | 0.0000 | OK |

| Link Event | US Node | Link | DS Node | Outflow (l/s) | Velocity (m/s) | Flow/Cap | Link Vol (m ³) |
|------------------|------------|--------------|---------|---------------|----------------|----------|----------------------------|
| 30 minute winter | S1 | 4.000 | S2 | 2.0 | 0.277 | 0.154 | 0.3165 |
| 30 minute winter | S2 | 4.001 | J3 | 4.1 | 0.320 | 0.300 | 0.1038 |
| 30 minute winter | S3 | 6.000 | SA1 | 3.7 | 0.530 | 0.479 | 0.0959 |
| 30 minute winter | S4 | 1.000 | S5 | 2.0 | 0.424 | 0.149 | 0.0381 |
| 30 minute winter | S5 | 1.001 | J1 | 1.9 | 0.311 | 0.143 | 0.1826 |
| 30 minute winter | S6 | 2.000 | J1 | 2.0 | 0.388 | 0.107 | 0.1087 |
| 30 minute winter | S7 | 3.000 | J2 | 2.6 | 0.473 | 0.103 | 0.1084 |
| 30 minute winter | S8 | 5.000 | J4 | 2.6 | 0.523 | 0.088 | 0.1083 |
| 30 minute winter | S9 | 7.000 | SA3 | 7.7 | 0.514 | 0.580 | 0.3016 |
| 30 minute winter | S10 | 8.000 | SA3 | 7.7 | 0.541 | 0.446 | 0.1681 |
| 30 minute winter | DRIVEWAY 1 | Infiltration | | 0.4 | | | |
| 30 minute winter | DRIVEWAY 2 | Infiltration | | 0.7 | | | |
| 30 minute winter | DRIVEWAY 3 | Infiltration | | 0.4 | | | |
| 30 minute winter | DRIVEWAY 4 | Infiltration | | 0.5 | | | |
| 30 minute winter | DRIVEWAY 5 | Infiltration | | 0.3 | | | |

Results for 100 year +45% CC 30 minute winter. 270 minute analysis at 1 minute timestep. Mass balance: 98.29%

| Node Event | US Node | Peak (mins) | Level (m) | Depth (m) | Inflow (l/s) | Node Vol (m³) | Flood (m³) | Status |
|------------------|------------|-------------|-----------|-----------|--------------|---------------|------------|------------|
| 30 minute winter | DRIVEWAY 6 | 47 | 2.710 | 0.110 | 0.8 | 0.9735 | 0.0000 | OK |
| 30 minute winter | SA1 | 41 | 2.630 | 0.525 | 17.6 | 0.6641 | 0.0000 | FLOOD RISK |
| 30 minute winter | SA2 | 51 | 2.586 | 0.522 | 17.4 | 21.6826 | 0.0000 | OK |
| 30 minute winter | SA3 | 31 | 2.732 | 0.156 | 16.5 | 0.1940 | 0.0000 | SURCHARGED |
| 30 minute winter | SA4 | 57 | 2.440 | -0.126 | 16.5 | 27.7131 | 0.0000 | OK |
| 30 minute winter | J1 | 40 | 2.680 | 0.452 | 3.9 | 0.5117 | 0.0000 | FLOOD RISK |
| 30 minute winter | J2 | 40 | 2.676 | 0.499 | 6.3 | 0.0000 | 0.0000 | FLOOD RISK |
| 30 minute winter | J3 | 40 | 2.673 | 0.510 | 10.2 | 0.0000 | 0.0000 | FLOOD RISK |
| 30 minute winter | J4 | 40 | 2.657 | 0.524 | 12.7 | 0.0000 | 0.0000 | FLOOD RISK |

| Link Event | US Node | Link | DS Node | Outflow (l/s) | Velocity (m/s) | Flow/Cap | Link Vol (m³) |
|------------------|------------|--------------|---------|---------------|----------------|----------|---------------|
| 30 minute winter | DRIVEWAY 6 | Infiltration | | 0.3 | | | |
| 30 minute winter | SA1 | 1.006 | SA2 | 17.4 | 0.988 | 1.297 | 0.1254 |
| 30 minute winter | SA2 | Infiltration | | 3.8 | | | |
| 30 minute winter | SA3 | 7.001 | SA4 | 16.5 | 0.975 | 1.196 | 0.0268 |
| 30 minute winter | SA4 | Infiltration | | 0.8 | | | |
| 30 minute winter | J1 | 1.002 | J2 | 3.8 | 0.332 | 0.286 | 0.1589 |
| 30 minute winter | J2 | 1.003 | J3 | 6.2 | 0.361 | 0.459 | 0.0417 |
| 30 minute winter | J3 | 1.004 | J4 | 10.1 | 0.576 | 0.764 | 0.0936 |
| 30 minute winter | J4 | 1.005 | SA1 | 12.6 | 0.716 | 0.941 | 0.0859 |

Results for 100 year +45% CC 60 minute summer. 300 minute analysis at 1 minute timestep. Mass balance: 98.65%

| Node Event | US Node | Peak (mins) | Level (m) | Depth (m) | Inflow (l/s) | Node Vol (m³) | Flood (m³) | Status |
|------------------|------------|-------------|-----------|-----------|--------------|---------------|------------|------------|
| 60 minute summer | S1 | 56 | 2.734 | 0.434 | 2.2 | 0.1850 | 0.0000 | FLOOD RISK |
| 60 minute summer | S2 | 56 | 2.732 | 0.534 | 4.3 | 0.2066 | 0.0000 | FLOOD RISK |
| 60 minute summer | S3 | 56 | 2.722 | 0.372 | 3.9 | 0.1896 | 0.0000 | FLOOD RISK |
| 60 minute summer | S4 | 56 | 2.739 | 0.439 | 2.2 | 0.1869 | 0.0000 | FLOOD RISK |
| 60 minute summer | S5 | 56 | 2.738 | 0.451 | 2.1 | 0.0717 | 0.0000 | FLOOD RISK |
| 60 minute summer | S6 | 56 | 2.738 | 0.438 | 2.2 | 0.1864 | 0.0000 | FLOOD RISK |
| 60 minute summer | S7 | 56 | 2.733 | 0.433 | 2.8 | 0.2130 | 0.0000 | FLOOD RISK |
| 60 minute summer | S8 | 56 | 2.712 | 0.412 | 2.8 | 0.2025 | 0.0000 | FLOOD RISK |
| 60 minute summer | S9 | 46 | 2.783 | 0.083 | 7.9 | 0.0905 | 0.0000 | OK |
| 60 minute summer | S10 | 46 | 2.771 | 0.071 | 7.9 | 0.0775 | 0.0000 | OK |
| 60 minute summer | DRIVEWAY 1 | 70 | 2.884 | 0.284 | 2.0 | 3.2647 | 0.0000 | OK |
| 60 minute summer | DRIVEWAY 2 | 68 | 2.809 | 0.209 | 2.8 | 4.3491 | 0.0000 | OK |
| 60 minute summer | DRIVEWAY 3 | 65 | 2.729 | 0.129 | 1.1 | 1.5622 | 0.0000 | OK |
| 60 minute summer | DRIVEWAY 4 | 65 | 2.722 | 0.122 | 1.4 | 1.9138 | 0.0000 | OK |
| 60 minute summer | DRIVEWAY 5 | 65 | 2.732 | 0.132 | 0.8 | 1.1721 | 0.0000 | OK |

| Link Event | US Node | Link | DS Node | Outflow (l/s) | Velocity (m/s) | Flow/Cap | Link Vol (m³) |
|------------------|------------|--------------|---------|---------------|----------------|----------|---------------|
| 60 minute summer | S1 | 4.000 | S2 | 2.1 | 0.242 | 0.157 | 0.3165 |
| 60 minute summer | S2 | 4.001 | J3 | 4.2 | 0.287 | 0.307 | 0.1038 |
| 60 minute summer | S3 | 6.000 | SA1 | 3.8 | 0.482 | 0.494 | 0.0959 |
| 60 minute summer | S4 | 1.000 | S5 | 2.1 | 0.357 | 0.152 | 0.0381 |
| 60 minute summer | S5 | 1.001 | J1 | 2.0 | 0.241 | 0.148 | 0.1826 |
| 60 minute summer | S6 | 2.000 | J1 | 2.1 | 0.389 | 0.109 | 0.1087 |
| 60 minute summer | S7 | 3.000 | J2 | 2.7 | 0.469 | 0.106 | 0.1084 |
| 60 minute summer | S8 | 5.000 | J4 | 2.7 | 0.523 | 0.091 | 0.1083 |
| 60 minute summer | S9 | 7.000 | SA3 | 7.9 | 0.519 | 0.595 | 0.3037 |
| 60 minute summer | S10 | 8.000 | SA3 | 7.9 | 0.545 | 0.458 | 0.1691 |
| 60 minute summer | DRIVEWAY 1 | Infiltration | | 0.4 | | | |
| 60 minute summer | DRIVEWAY 2 | Infiltration | | 0.7 | | | |
| 60 minute summer | DRIVEWAY 3 | Infiltration | | 0.4 | | | |
| 60 minute summer | DRIVEWAY 4 | Infiltration | | 0.5 | | | |
| 60 minute summer | DRIVEWAY 5 | Infiltration | | 0.3 | | | |

Results for 100 year +45% CC 60 minute summer. 300 minute analysis at 1 minute timestep. Mass balance: 98.65%

| Node Event | US Node | Peak (mins) | Level (m) | Depth (m) | Inflow (l/s) | Node Vol (m ³) | Flood (m ³) | Status |
|------------------|------------|-------------|-----------|-----------|--------------|----------------------------|-------------------------|------------|
| 60 minute summer | DRIVEWAY 6 | 65 | 2.732 | 0.132 | 0.8 | 1.1677 | 0.0000 | OK |
| 60 minute summer | SA1 | 58 | 2.680 | 0.575 | 18.1 | 0.7278 | 0.0000 | FLOOD RISK |
| 60 minute summer | SA2 | 71 | 2.635 | 0.571 | 18.0 | 27.3016 | 0.0000 | OK |
| 60 minute summer | SA3 | 46 | 2.735 | 0.159 | 16.9 | 0.1978 | 0.0000 | SURCHARGED |
| 60 minute summer | SA4 | 84 | 2.580 | 0.014 | 16.9 | 34.8862 | 0.0000 | OK |
| 60 minute summer | J1 | 56 | 2.737 | 0.509 | 4.1 | 0.5751 | 0.0000 | FLOOD RISK |
| 60 minute summer | J2 | 56 | 2.731 | 0.554 | 6.5 | 0.0000 | 0.0000 | FLOOD RISK |
| 60 minute summer | J3 | 56 | 2.728 | 0.565 | 10.6 | 0.0000 | 0.0000 | FLOOD RISK |
| 60 minute summer | J4 | 57 | 2.710 | 0.577 | 13.1 | 0.0000 | 0.0000 | FLOOD RISK |

| Link Event | US Node | Link | DS Node | Outflow (l/s) | Velocity (m/s) | Flow/Cap | Link Vol (m ³) |
|------------------|------------|--------------|---------|---------------|----------------|----------|----------------------------|
| 60 minute summer | DRIVEWAY 6 | Infiltration | | 0.3 | | | |
| 60 minute summer | SA1 | 1.006 | SA2 | 18.0 | 1.020 | 1.339 | 0.1254 |
| 60 minute summer | SA2 | Infiltration | | 3.9 | | | |
| 60 minute summer | SA3 | 7.001 | SA4 | 16.9 | 0.989 | 1.225 | 0.0269 |
| 60 minute summer | SA4 | Infiltration | | 0.9 | | | |
| 60 minute summer | J1 | 1.002 | J2 | 3.9 | 0.285 | 0.297 | 0.1589 |
| 60 minute summer | J2 | 1.003 | J3 | 6.4 | 0.365 | 0.472 | 0.0417 |
| 60 minute summer | J3 | 1.004 | J4 | 10.5 | 0.596 | 0.790 | 0.0936 |
| 60 minute summer | J4 | 1.005 | SA1 | 13.0 | 0.737 | 0.969 | 0.0859 |

Results for 100 year +45% CC 60 minute winter. 300 minute analysis at 1 minute timestep. Mass balance: 98.66%

| Node Event | US Node | Peak (mins) | Level (m) | Depth (m) | Inflow (l/s) | Node Vol (m ³) | Flood (m ³) | Status |
|------------------|------------|-------------|-----------|-----------|--------------|----------------------------|-------------------------|------------|
| 60 minute winter | S1 | 55 | 2.721 | 0.421 | 2.2 | 0.1791 | 0.0000 | FLOOD RISK |
| 60 minute winter | S2 | 55 | 2.718 | 0.520 | 4.3 | 0.2013 | 0.0000 | FLOOD RISK |
| 60 minute winter | S3 | 56 | 2.708 | 0.358 | 3.9 | 0.1822 | 0.0000 | FLOOD RISK |
| 60 minute winter | S4 | 55 | 2.725 | 0.425 | 2.2 | 0.1809 | 0.0000 | FLOOD RISK |
| 60 minute winter | S5 | 55 | 2.724 | 0.437 | 2.1 | 0.0695 | 0.0000 | FLOOD RISK |
| 60 minute winter | S6 | 55 | 2.724 | 0.424 | 2.2 | 0.1805 | 0.0000 | FLOOD RISK |
| 60 minute winter | S7 | 55 | 2.719 | 0.419 | 2.8 | 0.2063 | 0.0000 | FLOOD RISK |
| 60 minute winter | S8 | 56 | 2.700 | 0.400 | 2.8 | 0.1966 | 0.0000 | FLOOD RISK |
| 60 minute winter | S9 | 46 | 2.782 | 0.082 | 7.8 | 0.0898 | 0.0000 | OK |
| 60 minute winter | S10 | 45 | 2.770 | 0.070 | 7.8 | 0.0770 | 0.0000 | OK |
| 60 minute winter | DRIVEWAY 1 | 71 | 2.881 | 0.281 | 2.0 | 3.2281 | 0.0000 | OK |
| 60 minute winter | DRIVEWAY 2 | 69 | 2.808 | 0.208 | 2.8 | 4.3397 | 0.0000 | OK |
| 60 minute winter | DRIVEWAY 3 | 66 | 2.726 | 0.126 | 1.1 | 1.5352 | 0.0000 | OK |
| 60 minute winter | DRIVEWAY 4 | 66 | 2.720 | 0.120 | 1.4 | 1.8779 | 0.0000 | OK |
| 60 minute winter | DRIVEWAY 5 | 67 | 2.733 | 0.133 | 0.8 | 1.1752 | 0.0000 | OK |

| Link Event | US Node | Link | DS Node | Outflow (l/s) | Velocity (m/s) | Flow/Cap | Link Vol (m ³) |
|------------------|------------|--------------|---------|---------------|----------------|----------|----------------------------|
| 60 minute winter | S1 | 4.000 | S2 | 2.1 | 0.242 | 0.156 | 0.3165 |
| 60 minute winter | S2 | 4.001 | J3 | 4.2 | 0.287 | 0.305 | 0.1038 |
| 60 minute winter | S3 | 6.000 | SA1 | 3.8 | 0.491 | 0.493 | 0.0959 |
| 60 minute winter | S4 | 1.000 | S5 | 2.1 | 0.379 | 0.151 | 0.0381 |
| 60 minute winter | S5 | 1.001 | J1 | 2.0 | 0.262 | 0.146 | 0.1826 |
| 60 minute winter | S6 | 2.000 | J1 | 2.1 | 0.389 | 0.108 | 0.1087 |
| 60 minute winter | S7 | 3.000 | J2 | 2.7 | 0.469 | 0.106 | 0.1084 |
| 60 minute winter | S8 | 5.000 | J4 | 2.7 | 0.520 | 0.091 | 0.1083 |
| 60 minute winter | S9 | 7.000 | SA3 | 7.8 | 0.516 | 0.588 | 0.3027 |
| 60 minute winter | S10 | 8.000 | SA3 | 7.8 | 0.543 | 0.452 | 0.1686 |
| 60 minute winter | DRIVEWAY 1 | Infiltration | | 0.4 | | | |
| 60 minute winter | DRIVEWAY 2 | Infiltration | | 0.7 | | | |
| 60 minute winter | DRIVEWAY 3 | Infiltration | | 0.4 | | | |
| 60 minute winter | DRIVEWAY 4 | Infiltration | | 0.5 | | | |
| 60 minute winter | DRIVEWAY 5 | Infiltration | | 0.3 | | | |

Results for 100 year +45% CC 60 minute winter. 300 minute analysis at 1 minute timestep. Mass balance: 98.66%

| Node Event | US Node | Peak (mins) | Level (m) | Depth (m) | Inflow (l/s) | Node Vol (m³) | Flood (m³) | Status |
|------------------|------------|-------------|-----------|-----------|--------------|---------------|------------|------------|
| 60 minute winter | DRIVEWAY 6 | 67 | 2.732 | 0.132 | 0.8 | 1.1703 | 0.0000 | OK |
| 60 minute winter | SA1 | 57 | 2.670 | 0.565 | 18.0 | 0.7145 | 0.0000 | FLOOD RISK |
| 60 minute winter | SA2 | 72 | 2.636 | 0.572 | 17.8 | 27.3845 | 0.0000 | OK |
| 60 minute winter | SA3 | 47 | 2.734 | 0.158 | 16.7 | 0.1958 | 0.0000 | SURCHARGED |
| 60 minute winter | SA4 | 84 | 2.578 | 0.012 | 16.7 | 34.8063 | 0.0000 | OK |
| 60 minute winter | J1 | 55 | 2.723 | 0.495 | 4.0 | 0.5594 | 0.0000 | FLOOD RISK |
| 60 minute winter | J2 | 56 | 2.718 | 0.541 | 6.5 | 0.0000 | 0.0000 | FLOOD RISK |
| 60 minute winter | J3 | 56 | 2.715 | 0.552 | 10.5 | 0.0000 | 0.0000 | FLOOD RISK |
| 60 minute winter | J4 | 56 | 2.698 | 0.565 | 13.0 | 0.0000 | 0.0000 | FLOOD RISK |

| Link Event | US Node | Link | DS Node | Outflow (l/s) | Velocity (m/s) | Flow/Cap | Link Vol (m³) |
|------------------|------------|--------------|---------|---------------|----------------|----------|---------------|
| 60 minute winter | DRIVEWAY 6 | Infiltration | | 0.3 | | | |
| 60 minute winter | SA1 | 1.006 | SA2 | 17.8 | 1.013 | 1.329 | 0.1254 |
| 60 minute winter | SA2 | Infiltration | | 3.9 | | | |
| 60 minute winter | SA3 | 7.001 | SA4 | 16.7 | 0.982 | 1.211 | 0.0269 |
| 60 minute winter | SA4 | Infiltration | | 0.9 | | | |
| 60 minute winter | J1 | 1.002 | J2 | 3.9 | 0.284 | 0.292 | 0.1589 |
| 60 minute winter | J2 | 1.003 | J3 | 6.4 | 0.364 | 0.471 | 0.0417 |
| 60 minute winter | J3 | 1.004 | J4 | 10.4 | 0.590 | 0.782 | 0.0936 |
| 60 minute winter | J4 | 1.005 | SA1 | 12.9 | 0.731 | 0.961 | 0.0859 |

Results for 100 year +45% CC 120 minute summer. 360 minute analysis at 2 minute timestep. Mass balance: 98.88%

| Node Event | US Node | Peak (mins) | Level (m) | Depth (m) | Inflow (l/s) | Node Vol (m ³) | Flood (m ³) | Status |
|-------------------|------------|-------------|-----------|-----------|--------------|----------------------------|-------------------------|------------|
| 120 minute summer | S1 | 86 | 2.711 | 0.411 | 2.0 | 0.1751 | 0.0000 | FLOOD RISK |
| 120 minute summer | S2 | 86 | 2.709 | 0.511 | 3.9 | 0.1978 | 0.0000 | FLOOD RISK |
| 120 minute summer | S3 | 84 | 2.700 | 0.350 | 3.6 | 0.1783 | 0.0000 | FLOOD RISK |
| 120 minute summer | S4 | 86 | 2.714 | 0.414 | 2.0 | 0.1766 | 0.0000 | FLOOD RISK |
| 120 minute summer | S5 | 86 | 2.714 | 0.427 | 1.9 | 0.0679 | 0.0000 | FLOOD RISK |
| 120 minute summer | S6 | 86 | 2.714 | 0.414 | 2.0 | 0.1762 | 0.0000 | FLOOD RISK |
| 120 minute summer | S7 | 86 | 2.710 | 0.410 | 2.6 | 0.2016 | 0.0000 | FLOOD RISK |
| 120 minute summer | S8 | 86 | 2.693 | 0.393 | 2.6 | 0.1934 | 0.0000 | FLOOD RISK |
| 120 minute summer | S9 | 76 | 2.778 | 0.078 | 7.2 | 0.0855 | 0.0000 | OK |
| 120 minute summer | S10 | 76 | 2.767 | 0.067 | 7.2 | 0.0735 | 0.0000 | OK |
| 120 minute summer | DRIVEWAY 1 | 110 | 2.894 | 0.294 | 1.8 | 3.3788 | 0.0000 | OK |
| 120 minute summer | DRIVEWAY 2 | 104 | 2.811 | 0.211 | 2.6 | 4.4070 | 0.0000 | OK |
| 120 minute summer | DRIVEWAY 3 | 98 | 2.724 | 0.124 | 1.0 | 1.5034 | 0.0000 | OK |
| 120 minute summer | DRIVEWAY 4 | 98 | 2.716 | 0.116 | 1.3 | 1.8191 | 0.0000 | OK |
| 120 minute summer | DRIVEWAY 5 | 100 | 2.734 | 0.134 | 0.8 | 1.1860 | 0.0000 | OK |

| Link Event | US Node | Link | DS Node | Outflow (l/s) | Velocity (m/s) | Flow/Cap | Link Vol (m ³) |
|-------------------|------------|--------------|---------|---------------|----------------|----------|----------------------------|
| 120 minute summer | S1 | 4.000 | S2 | 1.9 | 0.214 | 0.142 | 0.3165 |
| 120 minute summer | S2 | 4.001 | J3 | 3.8 | 0.306 | 0.278 | 0.1038 |
| 120 minute summer | S3 | 6.000 | SA1 | 3.5 | 0.444 | 0.455 | 0.0959 |
| 120 minute summer | S4 | 1.000 | S5 | 1.9 | 0.310 | 0.138 | 0.0381 |
| 120 minute summer | S5 | 1.001 | J1 | 1.8 | 0.213 | 0.135 | 0.1826 |
| 120 minute summer | S6 | 2.000 | J1 | 1.9 | 0.348 | 0.099 | 0.1087 |
| 120 minute summer | S7 | 3.000 | J2 | 2.5 | 0.362 | 0.098 | 0.1084 |
| 120 minute summer | S8 | 5.000 | J4 | 2.5 | 0.376 | 0.084 | 0.1083 |
| 120 minute summer | S9 | 7.000 | SA3 | 7.2 | 0.507 | 0.543 | 0.2955 |
| 120 minute summer | S10 | 8.000 | SA3 | 7.2 | 0.534 | 0.417 | 0.1651 |
| 120 minute summer | DRIVEWAY 1 | Infiltration | | 0.4 | | | |
| 120 minute summer | DRIVEWAY 2 | Infiltration | | 0.7 | | | |
| 120 minute summer | DRIVEWAY 3 | Infiltration | | 0.4 | | | |
| 120 minute summer | DRIVEWAY 4 | Infiltration | | 0.5 | | | |
| 120 minute summer | DRIVEWAY 5 | Infiltration | | 0.3 | | | |

Results for 100 year +45% CC 120 minute summer. 360 minute analysis at 2 minute timestep. Mass balance: 98.88%

| Node Event | US Node | Peak (mins) | Level (m) | Depth (m) | Inflow (l/s) | Node Vol (m ³) | Flood (m ³) | Status |
|-------------------|------------|-------------|-----------|-----------|--------------|----------------------------|-------------------------|------------|
| 120 minute summer | DRIVEWAY 6 | 100 | 2.733 | 0.133 | 0.8 | 1.1800 | 0.0000 | OK |
| 120 minute summer | SA1 | 88 | 2.669 | 0.564 | 16.5 | 0.7140 | 0.0000 | FLOOD RISK |
| 120 minute summer | SA2 | 110 | 2.649 | 0.585 | 16.4 | 28.9820 | 0.0000 | OK |
| 120 minute summer | SA3 | 76 | 2.723 | 0.147 | 15.4 | 0.1829 | 0.0000 | OK |
| 120 minute summer | SA4 | 138 | 2.673 | 0.107 | 15.4 | 39.7739 | 0.0000 | OK |
| 120 minute summer | J1 | 86 | 2.713 | 0.485 | 3.7 | 0.5483 | 0.0000 | FLOOD RISK |
| 120 minute summer | J2 | 86 | 2.709 | 0.532 | 6.0 | 0.0000 | 0.0000 | FLOOD RISK |
| 120 minute summer | J3 | 86 | 2.706 | 0.543 | 9.7 | 0.0000 | 0.0000 | FLOOD RISK |
| 120 minute summer | J4 | 86 | 2.692 | 0.559 | 12.0 | 0.0000 | 0.0000 | FLOOD RISK |

| Link Event | US Node | Link | DS Node | Outflow (l/s) | Velocity (m/s) | Flow/Cap | Link Vol (m ³) |
|-------------------|------------|--------------|---------|---------------|----------------|----------|----------------------------|
| 120 minute summer | DRIVEWAY 6 | Infiltration | | 0.3 | | | |
| 120 minute summer | SA1 | 1.006 | SA2 | 16.4 | 0.930 | 1.220 | 0.1254 |
| 120 minute summer | SA2 | Infiltration | | 3.9 | | | |
| 120 minute summer | SA3 | 7.001 | SA4 | 15.4 | 0.943 | 1.117 | 0.0264 |
| 120 minute summer | SA4 | Infiltration | | 0.9 | | | |
| 120 minute summer | J1 | 1.002 | J2 | 3.6 | 0.258 | 0.269 | 0.1589 |
| 120 minute summer | J2 | 1.003 | J3 | 5.9 | 0.333 | 0.432 | 0.0417 |
| 120 minute summer | J3 | 1.004 | J4 | 9.6 | 0.543 | 0.720 | 0.0936 |
| 120 minute summer | J4 | 1.005 | SA1 | 11.9 | 0.674 | 0.886 | 0.0859 |

Results for 100 year +45% CC 120 minute winter. 360 minute analysis at 2 minute timestep. Mass balance: 98.87%

| Node Event | US Node | Peak (mins) | Level (m) | Depth (m) | Inflow (l/s) | Node Vol (m³) | Flood (m³) | Status |
|-------------------|------------|-------------|-----------|-----------|--------------|---------------|------------|------------|
| 120 minute winter | S1 | 88 | 2.674 | 0.374 | 1.8 | 0.1592 | 0.0000 | FLOOD RISK |
| 120 minute winter | S2 | 88 | 2.672 | 0.474 | 3.5 | 0.1836 | 0.0000 | FLOOD RISK |
| 120 minute winter | S3 | 88 | 2.667 | 0.317 | 3.1 | 0.1614 | 0.0000 | FLOOD RISK |
| 120 minute winter | S4 | 88 | 2.676 | 0.376 | 1.8 | 0.1602 | 0.0000 | FLOOD RISK |
| 120 minute winter | S5 | 88 | 2.676 | 0.389 | 1.7 | 0.0618 | 0.0000 | FLOOD RISK |
| 120 minute winter | S6 | 88 | 2.675 | 0.375 | 1.8 | 0.1600 | 0.0000 | FLOOD RISK |
| 120 minute winter | S7 | 88 | 2.673 | 0.373 | 2.2 | 0.1835 | 0.0000 | FLOOD RISK |
| 120 minute winter | S8 | 90 | 2.662 | 0.362 | 2.2 | 0.1781 | 0.0000 | FLOOD RISK |
| 120 minute winter | S9 | 76 | 2.772 | 0.072 | 6.3 | 0.0790 | 0.0000 | OK |
| 120 minute winter | S10 | 76 | 2.762 | 0.062 | 6.3 | 0.0682 | 0.0000 | OK |
| 120 minute winter | DRIVEWAY 1 | 116 | 2.891 | 0.291 | 1.6 | 3.3437 | 0.0000 | OK |
| 120 minute winter | DRIVEWAY 2 | 108 | 2.803 | 0.203 | 2.2 | 4.2328 | 0.0000 | OK |
| 120 minute winter | DRIVEWAY 3 | 102 | 2.720 | 0.120 | 0.9 | 1.4621 | 0.0000 | OK |
| 120 minute winter | DRIVEWAY 4 | 102 | 2.712 | 0.112 | 1.1 | 1.7529 | 0.0000 | OK |
| 120 minute winter | DRIVEWAY 5 | 104 | 2.729 | 0.129 | 0.7 | 1.1467 | 0.0000 | OK |

| Link Event | US Node | Link | DS Node | Outflow (l/s) | Velocity (m/s) | Flow/Cap | Link Vol (m³) |
|-------------------|------------|--------------|---------|---------------|----------------|----------|---------------|
| 120 minute winter | S1 | 4.000 | S2 | 1.7 | 0.214 | 0.128 | 0.3165 |
| 120 minute winter | S2 | 4.001 | J3 | 3.4 | 0.306 | 0.249 | 0.1038 |
| 120 minute winter | S3 | 6.000 | SA1 | 3.0 | 0.454 | 0.393 | 0.0959 |
| 120 minute winter | S4 | 1.000 | S5 | 1.7 | 0.310 | 0.124 | 0.0381 |
| 120 minute winter | S5 | 1.001 | J1 | 1.6 | 0.228 | 0.120 | 0.1826 |
| 120 minute winter | S6 | 2.000 | J1 | 1.7 | 0.348 | 0.089 | 0.1087 |
| 120 minute winter | S7 | 3.000 | J2 | 2.1 | 0.362 | 0.085 | 0.1084 |
| 120 minute winter | S8 | 5.000 | J4 | 2.1 | 0.376 | 0.072 | 0.1083 |
| 120 minute winter | S9 | 7.000 | SA3 | 6.3 | 0.491 | 0.475 | 0.2743 |
| 120 minute winter | S10 | 8.000 | SA3 | 6.3 | 0.520 | 0.365 | 0.1536 |
| 120 minute winter | DRIVEWAY 1 | Infiltration | | 0.4 | | | |
| 120 minute winter | DRIVEWAY 2 | Infiltration | | 0.7 | | | |
| 120 minute winter | DRIVEWAY 3 | Infiltration | | 0.4 | | | |
| 120 minute winter | DRIVEWAY 4 | Infiltration | | 0.5 | | | |
| 120 minute winter | DRIVEWAY 5 | Infiltration | | 0.3 | | | |

Results for 100 year +45% CC 120 minute winter. 360 minute analysis at 2 minute timestep. Mass balance: 98.87%

| Node Event | US Node | Peak (mins) | Level (m) | Depth (m) | Inflow (l/s) | Node Vol (m³) | Flood (m³) | Status |
|-------------------|------------|-------------|-----------|-----------|--------------|---------------|------------|------------|
| 120 minute winter | DRIVEWAY 6 | 104 | 2.729 | 0.129 | 0.7 | 1.1402 | 0.0000 | OK |
| 120 minute winter | SA1 | 98 | 2.650 | 0.545 | 14.6 | 0.6893 | 0.0000 | FLOOD RISK |
| 120 minute winter | SA2 | 114 | 2.643 | 0.579 | 14.5 | 28.2159 | 0.0000 | OK |
| 120 minute winter | SA3 | 76 | 2.709 | 0.133 | 13.5 | 0.1649 | 0.0000 | OK |
| 120 minute winter | SA4 | 136 | 2.674 | 0.108 | 13.5 | 39.8331 | 0.0000 | OK |
| 120 minute winter | J1 | 88 | 2.675 | 0.447 | 3.3 | 0.5055 | 0.0000 | FLOOD RISK |
| 120 minute winter | J2 | 88 | 2.672 | 0.495 | 5.3 | 0.0000 | 0.0000 | FLOOD RISK |
| 120 minute winter | J3 | 88 | 2.671 | 0.508 | 8.6 | 0.0000 | 0.0000 | FLOOD RISK |
| 120 minute winter | J4 | 90 | 2.661 | 0.528 | 10.6 | 0.0000 | 0.0000 | FLOOD RISK |

| Link Event | US Node | Link | DS Node | Outflow (l/s) | Velocity (m/s) | Flow/Cap | Link Vol (m³) |
|-------------------|------------|--------------|---------|---------------|----------------|----------|---------------|
| 120 minute winter | DRIVEWAY 6 | Infiltration | | 0.3 | | | |
| 120 minute winter | SA1 | 1.006 | SA2 | 14.5 | 0.822 | 1.078 | 0.1254 |
| 120 minute winter | SA2 | Infiltration | | 3.9 | | | |
| 120 minute winter | SA3 | 7.001 | SA4 | 13.5 | 0.891 | 0.979 | 0.0247 |
| 120 minute winter | SA4 | Infiltration | | 0.9 | | | |
| 120 minute winter | J1 | 1.002 | J2 | 3.2 | 0.287 | 0.240 | 0.1589 |
| 120 minute winter | J2 | 1.003 | J3 | 5.2 | 0.309 | 0.382 | 0.0417 |
| 120 minute winter | J3 | 1.004 | J4 | 8.5 | 0.482 | 0.639 | 0.0936 |
| 120 minute winter | J4 | 1.005 | SA1 | 10.5 | 0.596 | 0.783 | 0.0859 |

Results for 100 year +45% CC 180 minute summer. 420 minute analysis at 4 minute timestep. Mass balance: 98.98%

| Node Event | US Node | Peak (mins) | Level (m) | Depth (m) | Inflow (l/s) | Node Vol (m ³) | Flood (m ³) | Status |
|-------------------|------------|-------------|-----------|-----------|--------------|----------------------------|-------------------------|------------|
| 180 minute summer | S1 | 120 | 2.675 | 0.375 | 1.7 | 0.1596 | 0.0000 | FLOOD RISK |
| 180 minute summer | S2 | 120 | 2.673 | 0.475 | 3.3 | 0.1840 | 0.0000 | FLOOD RISK |
| 180 minute summer | S3 | 120 | 2.668 | 0.318 | 3.0 | 0.1618 | 0.0000 | FLOOD RISK |
| 180 minute summer | S4 | 120 | 2.677 | 0.377 | 1.7 | 0.1606 | 0.0000 | FLOOD RISK |
| 180 minute summer | S5 | 120 | 2.677 | 0.390 | 1.6 | 0.0619 | 0.0000 | FLOOD RISK |
| 180 minute summer | S6 | 120 | 2.676 | 0.376 | 1.7 | 0.1603 | 0.0000 | FLOOD RISK |
| 180 minute summer | S7 | 120 | 2.674 | 0.374 | 2.2 | 0.1839 | 0.0000 | FLOOD RISK |
| 180 minute summer | S8 | 120 | 2.663 | 0.363 | 2.2 | 0.1786 | 0.0000 | FLOOD RISK |
| 180 minute summer | S9 | 196 | 2.805 | 0.105 | 6.1 | 0.1148 | 0.0000 | OK |
| 180 minute summer | S10 | 196 | 2.805 | 0.105 | 6.1 | 0.1148 | 0.0000 | OK |
| 180 minute summer | DRIVEWAY 1 | 144 | 2.881 | 0.281 | 1.5 | 3.2284 | 0.0000 | OK |
| 180 minute summer | DRIVEWAY 2 | 140 | 2.797 | 0.197 | 2.2 | 4.1027 | 0.0000 | OK |
| 180 minute summer | DRIVEWAY 3 | 132 | 2.720 | 0.120 | 0.9 | 1.4598 | 0.0000 | OK |
| 180 minute summer | DRIVEWAY 4 | 132 | 2.708 | 0.108 | 1.1 | 1.6902 | 0.0000 | OK |
| 180 minute summer | DRIVEWAY 5 | 132 | 2.722 | 0.122 | 0.7 | 1.0851 | 0.0000 | OK |

| Link Event | US Node | Link | DS Node | Outflow (l/s) | Velocity (m/s) | Flow/Cap | Link Vol (m ³) |
|-------------------|------------|--------------|---------|---------------|----------------|----------|----------------------------|
| 180 minute summer | S1 | 4.000 | S2 | 1.6 | 0.174 | 0.122 | 0.3165 |
| 180 minute summer | S2 | 4.001 | J3 | 3.2 | 0.308 | 0.238 | 0.1038 |
| 180 minute summer | S3 | 6.000 | SA1 | 2.9 | 0.402 | 0.380 | 0.0959 |
| 180 minute summer | S4 | 1.000 | S5 | 1.6 | 0.315 | 0.118 | 0.0381 |
| 180 minute summer | S5 | 1.001 | J1 | 1.5 | 0.206 | 0.116 | 0.1826 |
| 180 minute summer | S6 | 2.000 | J1 | 1.6 | 0.375 | 0.085 | 0.1087 |
| 180 minute summer | S7 | 3.000 | J2 | 2.1 | 0.417 | 0.084 | 0.1084 |
| 180 minute summer | S8 | 5.000 | J4 | 2.1 | 0.448 | 0.072 | 0.1083 |
| 180 minute summer | S9 | 7.000 | SA3 | 6.1 | 0.487 | 0.460 | 0.3391 |
| 180 minute summer | S10 | 8.000 | SA3 | 6.1 | 0.516 | 0.353 | 0.2017 |
| 180 minute summer | DRIVEWAY 1 | Infiltration | | 0.4 | | | |
| 180 minute summer | DRIVEWAY 2 | Infiltration | | 0.7 | | | |
| 180 minute summer | DRIVEWAY 3 | Infiltration | | 0.4 | | | |
| 180 minute summer | DRIVEWAY 4 | Infiltration | | 0.5 | | | |
| 180 minute summer | DRIVEWAY 5 | Infiltration | | 0.3 | | | |

Results for 100 year +45% CC 180 minute summer. 420 minute analysis at 4 minute timestep. Mass balance: 98.98%

| Node Event | US Node | Peak (mins) | Level (m) | Depth (m) | Inflow (l/s) | Node Vol (m³) | Flood (m³) | Status |
|-------------------|------------|-------------|-----------|-----------|--------------|---------------|------------|------------|
| 180 minute summer | DRIVEWAY 6 | 132 | 2.722 | 0.122 | 0.7 | 1.0797 | 0.0000 | OK |
| 180 minute summer | SA1 | 124 | 2.649 | 0.544 | 14.1 | 0.6881 | 0.0000 | FLOOD RISK |
| 180 minute summer | SA2 | 144 | 2.642 | 0.578 | 14.0 | 28.0724 | 0.0000 | OK |
| 180 minute summer | SA3 | 196 | 2.805 | 0.229 | 13.1 | 0.2842 | 0.0000 | SURCHARGED |
| 180 minute summer | SA4 | 196 | 2.805 | 0.239 | 13.1 | 41.3364 | 0.0000 | OK |
| 180 minute summer | J1 | 120 | 2.676 | 0.448 | 3.2 | 0.5064 | 0.0000 | FLOOD RISK |
| 180 minute summer | J2 | 120 | 2.673 | 0.496 | 5.1 | 0.0000 | 0.0000 | FLOOD RISK |
| 180 minute summer | J3 | 120 | 2.672 | 0.509 | 8.3 | 0.0000 | 0.0000 | FLOOD RISK |
| 180 minute summer | J4 | 120 | 2.662 | 0.529 | 10.2 | 0.0000 | 0.0000 | FLOOD RISK |

| Link Event | US Node | Link | DS Node | Outflow (l/s) | Velocity (m/s) | Flow/Cap | Link Vol (m³) |
|-------------------|------------|--------------|---------|---------------|----------------|----------|---------------|
| 180 minute summer | DRIVEWAY 6 | Infiltration | | 0.3 | | | |
| 180 minute summer | SA1 | 1.006 | SA2 | 14.0 | 0.796 | 1.045 | 0.1254 |
| 180 minute summer | SA2 | Infiltration | | 3.9 | | | |
| 180 minute summer | SA3 | 7.001 | SA4 | 13.1 | 0.880 | 0.950 | 0.0290 |
| 180 minute summer | SA4 | Infiltration | | 0.9 | | | |
| 180 minute summer | J1 | 1.002 | J2 | 3.1 | 0.239 | 0.232 | 0.1589 |
| 180 minute summer | J2 | 1.003 | J3 | 5.0 | 0.286 | 0.370 | 0.0417 |
| 180 minute summer | J3 | 1.004 | J4 | 8.2 | 0.466 | 0.617 | 0.0936 |
| 180 minute summer | J4 | 1.005 | SA1 | 10.1 | 0.576 | 0.757 | 0.0859 |

Results for 100 year +45% CC 180 minute winter. 420 minute analysis at 4 minute timestep. Mass balance: 98.99%

| Node Event | US Node | Peak (mins) | Level (m) | Depth (m) | Inflow (l/s) | Node Vol (m³) | Flood (m³) | Status |
|-------------------|------------|-------------|-----------|-----------|--------------|---------------|------------|------------|
| 180 minute winter | S1 | 136 | 2.647 | 0.347 | 1.4 | 0.1479 | 0.0000 | FLOOD RISK |
| 180 minute winter | S2 | 136 | 2.647 | 0.449 | 2.7 | 0.1737 | 0.0000 | FLOOD RISK |
| 180 minute winter | S3 | 136 | 2.644 | 0.294 | 2.5 | 0.1496 | 0.0000 | FLOOD RISK |
| 180 minute winter | S4 | 136 | 2.648 | 0.348 | 1.4 | 0.1482 | 0.0000 | FLOOD RISK |
| 180 minute winter | S5 | 136 | 2.648 | 0.361 | 1.3 | 0.0574 | 0.0000 | FLOOD RISK |
| 180 minute winter | S6 | 136 | 2.648 | 0.348 | 1.4 | 0.1481 | 0.0000 | FLOOD RISK |
| 180 minute winter | S7 | 136 | 2.647 | 0.347 | 1.8 | 0.1707 | 0.0000 | FLOOD RISK |
| 180 minute winter | S8 | 136 | 2.643 | 0.343 | 1.8 | 0.1689 | 0.0000 | FLOOD RISK |
| 180 minute winter | S9 | 192 | 2.840 | 0.140 | 5.0 | 0.1534 | 0.0000 | OK |
| 180 minute winter | S10 | 192 | 2.840 | 0.140 | 5.0 | 0.1532 | 0.0000 | OK |
| 180 minute winter | DRIVEWAY 1 | 152 | 2.880 | 0.280 | 1.2 | 3.2176 | 0.0000 | OK |
| 180 minute winter | DRIVEWAY 2 | 144 | 2.785 | 0.185 | 1.8 | 3.8502 | 0.0000 | OK |
| 180 minute winter | DRIVEWAY 3 | 136 | 2.705 | 0.105 | 0.7 | 1.2713 | 0.0000 | OK |
| 180 minute winter | DRIVEWAY 4 | 136 | 2.696 | 0.096 | 0.9 | 1.5138 | 0.0000 | OK |
| 180 minute winter | DRIVEWAY 5 | 136 | 2.710 | 0.110 | 0.5 | 0.9788 | 0.0000 | OK |

| Link Event | US Node | Link | DS Node | Outflow (l/s) | Velocity (m/s) | Flow/Cap | Link Vol (m³) |
|-------------------|------------|--------------|---------|---------------|----------------|----------|---------------|
| 180 minute winter | S1 | 4.000 | S2 | 1.3 | 0.210 | 0.101 | 0.3165 |
| 180 minute winter | S2 | 4.001 | J3 | 2.7 | 0.308 | 0.197 | 0.1038 |
| 180 minute winter | S3 | 6.000 | SA1 | 2.4 | 0.402 | 0.318 | 0.0959 |
| 180 minute winter | S4 | 1.000 | S5 | 1.3 | 0.315 | 0.098 | 0.0381 |
| 180 minute winter | S5 | 1.001 | J1 | 1.3 | 0.212 | 0.096 | 0.1826 |
| 180 minute winter | S6 | 2.000 | J1 | 1.3 | 0.375 | 0.070 | 0.1087 |
| 180 minute winter | S7 | 3.000 | J2 | 1.7 | 0.417 | 0.069 | 0.1084 |
| 180 minute winter | S8 | 5.000 | J4 | 1.7 | 0.448 | 0.059 | 0.1083 |
| 180 minute winter | S9 | 7.000 | SA3 | 5.0 | 0.463 | 0.377 | 0.3827 |
| 180 minute winter | S10 | 8.000 | SA3 | 5.0 | 0.492 | 0.290 | 0.2276 |
| 180 minute winter | DRIVEWAY 1 | Infiltration | | 0.4 | | | |
| 180 minute winter | DRIVEWAY 2 | Infiltration | | 0.7 | | | |
| 180 minute winter | DRIVEWAY 3 | Infiltration | | 0.4 | | | |
| 180 minute winter | DRIVEWAY 4 | Infiltration | | 0.5 | | | |
| 180 minute winter | DRIVEWAY 5 | Infiltration | | 0.3 | | | |

Results for 100 year +45% CC 180 minute winter. 420 minute analysis at 4 minute timestep. Mass balance: 98.99%

| Node Event | US Node | Peak (mins) | Level (m) | Depth (m) | Inflow (l/s) | Node Vol (m³) | Flood (m³) | Status |
|-------------------|------------|-------------|-----------|-----------|--------------|---------------|------------|------------|
| 180 minute winter | DRIVEWAY 6 | 136 | 2.710 | 0.110 | 0.5 | 0.9738 | 0.0000 | OK |
| 180 minute winter | SA1 | 144 | 2.640 | 0.535 | 11.7 | 0.6768 | 0.0000 | FLOOD RISK |
| 180 minute winter | SA2 | 152 | 2.634 | 0.570 | 11.6 | 27.1669 | 0.0000 | OK |
| 180 minute winter | SA3 | 192 | 2.840 | 0.264 | 10.7 | 0.3280 | 0.0000 | SURCHARGED |
| 180 minute winter | SA4 | 192 | 2.840 | 0.274 | 10.7 | 41.3764 | 0.0000 | OK |
| 180 minute winter | J1 | 136 | 2.648 | 0.420 | 2.6 | 0.4745 | 0.0000 | FLOOD RISK |
| 180 minute winter | J2 | 136 | 2.647 | 0.470 | 4.2 | 0.0000 | 0.0000 | FLOOD RISK |
| 180 minute winter | J3 | 136 | 2.646 | 0.483 | 6.8 | 0.0000 | 0.0000 | FLOOD RISK |
| 180 minute winter | J4 | 140 | 2.643 | 0.510 | 8.5 | 0.0000 | 0.0000 | FLOOD RISK |

| Link Event | US Node | Link | DS Node | Outflow (l/s) | Velocity (m/s) | Flow/Cap | Link Vol (m³) |
|-------------------|------------|--------------|---------|---------------|----------------|----------|---------------|
| 180 minute winter | DRIVEWAY 6 | Infiltration | | 0.3 | | | |
| 180 minute winter | SA1 | 1.006 | SA2 | 11.6 | 0.661 | 0.868 | 0.1254 |
| 180 minute winter | SA2 | Infiltration | | 3.9 | | | |
| 180 minute winter | SA3 | 7.001 | SA4 | 10.7 | 0.815 | 0.776 | 0.0290 |
| 180 minute winter | SA4 | Infiltration | | 0.9 | | | |
| 180 minute winter | J1 | 1.002 | J2 | 2.6 | 0.233 | 0.192 | 0.1589 |
| 180 minute winter | J2 | 1.003 | J3 | 4.2 | 0.287 | 0.306 | 0.0417 |
| 180 minute winter | J3 | 1.004 | J4 | 6.8 | 0.384 | 0.509 | 0.0936 |
| 180 minute winter | J4 | 1.005 | SA1 | 8.4 | 0.477 | 0.627 | 0.0859 |

Results for 100 year +45% CC 240 minute summer. 480 minute analysis at 4 minute timestep. Mass balance: 99.05%

| Node Event | US Node | Peak (mins) | Level (m) | Depth (m) | Inflow (l/s) | Node Vol (m³) | Flood (m³) | Status |
|-------------------|------------|-------------|-----------|-----------|--------------|---------------|------------|------------|
| 240 minute summer | S1 | 152 | 2.651 | 0.351 | 1.5 | 0.1493 | 0.0000 | FLOOD RISK |
| 240 minute summer | S2 | 152 | 2.650 | 0.452 | 2.9 | 0.1748 | 0.0000 | FLOOD RISK |
| 240 minute summer | S3 | 152 | 2.644 | 0.294 | 2.7 | 0.1498 | 0.0000 | FLOOD RISK |
| 240 minute summer | S4 | 152 | 2.652 | 0.352 | 1.5 | 0.1500 | 0.0000 | FLOOD RISK |
| 240 minute summer | S5 | 152 | 2.652 | 0.365 | 1.4 | 0.0580 | 0.0000 | FLOOD RISK |
| 240 minute summer | S6 | 152 | 2.652 | 0.352 | 1.5 | 0.1498 | 0.0000 | FLOOD RISK |
| 240 minute summer | S7 | 152 | 2.650 | 0.350 | 1.9 | 0.1722 | 0.0000 | FLOOD RISK |
| 240 minute summer | S8 | 152 | 2.642 | 0.342 | 1.9 | 0.1682 | 0.0000 | FLOOD RISK |
| 240 minute summer | S9 | 248 | 2.925 | 0.225 | 5.3 | 0.2458 | 0.0000 | SURCHARGED |
| 240 minute summer | S10 | 248 | 2.925 | 0.225 | 5.3 | 0.2457 | 0.0000 | SURCHARGED |
| 240 minute summer | DRIVEWAY 1 | 176 | 2.866 | 0.266 | 1.3 | 3.0564 | 0.0000 | OK |
| 240 minute summer | DRIVEWAY 2 | 172 | 2.787 | 0.187 | 1.9 | 3.8983 | 0.0000 | OK |
| 240 minute summer | DRIVEWAY 3 | 164 | 2.708 | 0.108 | 0.8 | 1.3080 | 0.0000 | OK |
| 240 minute summer | DRIVEWAY 4 | 164 | 2.694 | 0.094 | 1.0 | 1.4727 | 0.0000 | OK |
| 240 minute summer | DRIVEWAY 5 | 164 | 2.712 | 0.112 | 0.6 | 0.9918 | 0.0000 | OK |

| Link Event | US Node | Link | DS Node | Outflow (l/s) | Velocity (m/s) | Flow/Cap | Link Vol (m³) |
|-------------------|------------|--------------|---------|---------------|----------------|----------|---------------|
| 240 minute summer | S1 | 4.000 | S2 | 1.4 | 0.174 | 0.107 | 0.3165 |
| 240 minute summer | S2 | 4.001 | J3 | 2.9 | 0.208 | 0.209 | 0.1038 |
| 240 minute summer | S3 | 6.000 | SA1 | 2.6 | 0.338 | 0.341 | 0.0959 |
| 240 minute summer | S4 | 1.000 | S5 | 1.4 | 0.314 | 0.104 | 0.0381 |
| 240 minute summer | S5 | 1.001 | J1 | 1.4 | 0.206 | 0.101 | 0.1826 |
| 240 minute summer | S6 | 2.000 | J1 | 1.4 | 0.379 | 0.074 | 0.1087 |
| 240 minute summer | S7 | 3.000 | J2 | 1.8 | 0.417 | 0.073 | 0.1084 |
| 240 minute summer | S8 | 5.000 | J4 | 1.8 | 0.451 | 0.062 | 0.1083 |
| 240 minute summer | S9 | 7.000 | SA3 | 5.3 | 0.469 | 0.400 | 0.3877 |
| 240 minute summer | S10 | 8.000 | SA3 | 5.3 | 0.498 | 0.307 | 0.2307 |
| 240 minute summer | DRIVEWAY 1 | Infiltration | | 0.4 | | | |
| 240 minute summer | DRIVEWAY 2 | Infiltration | | 0.7 | | | |
| 240 minute summer | DRIVEWAY 3 | Infiltration | | 0.4 | | | |
| 240 minute summer | DRIVEWAY 4 | Infiltration | | 0.5 | | | |
| 240 minute summer | DRIVEWAY 5 | Infiltration | | 0.3 | | | |

Results for 100 year +45% CC 240 minute summer. 480 minute analysis at 4 minute timestep. Mass balance: 99.05%

| Node Event | US Node | Peak (mins) | Level (m) | Depth (m) | Inflow (l/s) | Node Vol (m ³) | Flood (m ³) | Status |
|-------------------|------------|-------------|-----------|-----------|--------------|----------------------------|-------------------------|------------|
| 240 minute summer | DRIVEWAY 6 | 164 | 2.711 | 0.111 | 0.6 | 0.9870 | 0.0000 | OK |
| 240 minute summer | SA1 | 168 | 2.637 | 0.532 | 12.4 | 0.6729 | 0.0000 | FLOOD RISK |
| 240 minute summer | SA2 | 180 | 2.631 | 0.567 | 12.3 | 26.8871 | 0.0000 | OK |
| 240 minute summer | SA3 | 248 | 2.925 | 0.349 | 11.4 | 0.4330 | 0.0000 | SURCHARGED |
| 240 minute summer | SA4 | 248 | 2.925 | 0.359 | 11.4 | 41.4721 | 0.0000 | OK |
| 240 minute summer | J1 | 152 | 2.651 | 0.423 | 2.8 | 0.4788 | 0.0000 | FLOOD RISK |
| 240 minute summer | J2 | 152 | 2.649 | 0.472 | 4.5 | 0.0000 | 0.0000 | FLOOD RISK |
| 240 minute summer | J3 | 152 | 2.648 | 0.485 | 7.3 | 0.0000 | 0.0000 | FLOOD RISK |
| 240 minute summer | J4 | 156 | 2.642 | 0.509 | 9.1 | 0.0000 | 0.0000 | FLOOD RISK |

| Link Event | US Node | Link | DS Node | Outflow (l/s) | Velocity (m/s) | Flow/Cap | Link Vol (m ³) |
|-------------------|------------|--------------|---------|---------------|----------------|----------|----------------------------|
| 240 minute summer | DRIVEWAY 6 | Infiltration | | 0.3 | | | |
| 240 minute summer | SA1 | 1.006 | SA2 | 12.3 | 0.701 | 0.920 | 0.1254 |
| 240 minute summer | SA2 | Infiltration | | 3.9 | | | |
| 240 minute summer | SA3 | 7.001 | SA4 | 11.4 | 0.834 | 0.827 | 0.0290 |
| 240 minute summer | SA4 | Infiltration | | 0.9 | | | |
| 240 minute summer | J1 | 1.002 | J2 | 2.7 | 0.239 | 0.203 | 0.1589 |
| 240 minute summer | J2 | 1.003 | J3 | 4.5 | 0.259 | 0.327 | 0.0417 |
| 240 minute summer | J3 | 1.004 | J4 | 7.2 | 0.411 | 0.545 | 0.0936 |
| 240 minute summer | J4 | 1.005 | SA1 | 9.0 | 0.511 | 0.671 | 0.0859 |

Results for 100 year +45% CC 240 minute winter. 480 minute analysis at 4 minute timestep. Mass balance: 99.05%

| Node Event | US Node | Peak (mins) | Level (m) | Depth (m) | Inflow (l/s) | Node Vol (m³) | Flood (m³) | Status |
|-------------------|------------|-------------|-----------|-----------|--------------|---------------|------------|------------|
| 240 minute winter | S1 | 176 | 2.626 | 0.326 | 1.2 | 0.1390 | 0.0000 | FLOOD RISK |
| 240 minute winter | S2 | 176 | 2.626 | 0.428 | 2.3 | 0.1657 | 0.0000 | FLOOD RISK |
| 240 minute winter | S3 | 176 | 2.625 | 0.275 | 2.1 | 0.1401 | 0.0000 | FLOOD RISK |
| 240 minute winter | S4 | 176 | 2.627 | 0.327 | 1.2 | 0.1392 | 0.0000 | FLOOD RISK |
| 240 minute winter | S5 | 176 | 2.627 | 0.340 | 1.1 | 0.0540 | 0.0000 | FLOOD RISK |
| 240 minute winter | S6 | 176 | 2.627 | 0.327 | 1.2 | 0.1391 | 0.0000 | FLOOD RISK |
| 240 minute winter | S7 | 176 | 2.626 | 0.326 | 1.5 | 0.1605 | 0.0000 | FLOOD RISK |
| 240 minute winter | S8 | 176 | 2.624 | 0.324 | 1.5 | 0.1595 | 0.0000 | FLOOD RISK |
| 240 minute winter | S9 | 248 | 3.017 | 0.317 | 4.1 | 0.3462 | 0.0000 | FLOOD RISK |
| 240 minute winter | S10 | 248 | 3.017 | 0.317 | 4.1 | 0.3462 | 0.0000 | FLOOD RISK |
| 240 minute winter | DRIVEWAY 1 | 188 | 2.858 | 0.258 | 1.0 | 2.9608 | 0.0000 | OK |
| 240 minute winter | DRIVEWAY 2 | 184 | 2.767 | 0.167 | 1.5 | 3.4753 | 0.0000 | OK |
| 240 minute winter | DRIVEWAY 3 | 168 | 2.686 | 0.086 | 0.6 | 1.0397 | 0.0000 | OK |
| 240 minute winter | DRIVEWAY 4 | 168 | 2.681 | 0.081 | 0.7 | 1.2687 | 0.0000 | OK |
| 240 minute winter | DRIVEWAY 5 | 172 | 2.694 | 0.094 | 0.4 | 0.8311 | 0.0000 | OK |

| Link Event | US Node | Link | DS Node | Outflow (l/s) | Velocity (m/s) | Flow/Cap | Link Vol (m³) |
|-------------------|------------|--------------|---------|---------------|----------------|----------|---------------|
| 240 minute winter | S1 | 4.000 | S2 | 1.1 | 0.173 | 0.086 | 0.3165 |
| 240 minute winter | S2 | 4.001 | J3 | 2.3 | 0.308 | 0.168 | 0.1038 |
| 240 minute winter | S3 | 6.000 | SA1 | 2.0 | 0.402 | 0.267 | 0.0959 |
| 240 minute winter | S4 | 1.000 | S5 | 1.1 | 0.315 | 0.084 | 0.0381 |
| 240 minute winter | S5 | 1.001 | J1 | 1.1 | 0.206 | 0.082 | 0.1826 |
| 240 minute winter | S6 | 2.000 | J1 | 1.1 | 0.375 | 0.060 | 0.1087 |
| 240 minute winter | S7 | 3.000 | J2 | 1.4 | 0.417 | 0.058 | 0.1084 |
| 240 minute winter | S8 | 5.000 | J4 | 1.4 | 0.456 | 0.049 | 0.1083 |
| 240 minute winter | S9 | 7.000 | SA3 | 4.1 | 0.438 | 0.309 | 0.3877 |
| 240 minute winter | S10 | 8.000 | SA3 | 4.1 | 0.466 | 0.237 | 0.2307 |
| 240 minute winter | DRIVEWAY 1 | Infiltration | | 0.4 | | | |
| 240 minute winter | DRIVEWAY 2 | Infiltration | | 0.6 | | | |
| 240 minute winter | DRIVEWAY 3 | Infiltration | | 0.4 | | | |
| 240 minute winter | DRIVEWAY 4 | Infiltration | | 0.5 | | | |
| 240 minute winter | DRIVEWAY 5 | Infiltration | | 0.2 | | | |

Results for 100 year +45% CC 240 minute winter. 480 minute analysis at 4 minute timestep. Mass balance: 99.05%

| Node Event | US Node | Peak (mins) | Level (m) | Depth (m) | Inflow (l/s) | Node Vol (m³) | Flood (m³) | Status |
|-------------------|------------|-------------|-----------|-----------|--------------|---------------|------------|------------|
| 240 minute winter | DRIVEWAY 6 | 172 | 2.693 | 0.093 | 0.4 | 0.8268 | 0.0000 | OK |
| 240 minute winter | SA1 | 184 | 2.621 | 0.516 | 9.9 | 0.6528 | 0.0000 | FLOOD RISK |
| 240 minute winter | SA2 | 188 | 2.615 | 0.551 | 9.8 | 25.0912 | 0.0000 | OK |
| 240 minute winter | SA3 | 248 | 3.017 | 0.441 | 8.8 | 0.5472 | 0.0000 | FLOOD RISK |
| 240 minute winter | SA4 | 248 | 3.017 | 0.451 | 8.8 | 41.5761 | 0.0000 | OK |
| 240 minute winter | J1 | 176 | 2.627 | 0.399 | 2.2 | 0.4507 | 0.0000 | FLOOD RISK |
| 240 minute winter | J2 | 176 | 2.626 | 0.449 | 3.6 | 0.0000 | 0.0000 | FLOOD RISK |
| 240 minute winter | J3 | 176 | 2.626 | 0.463 | 5.9 | 0.0000 | 0.0000 | FLOOD RISK |
| 240 minute winter | J4 | 176 | 2.624 | 0.491 | 7.3 | 0.0000 | 0.0000 | FLOOD RISK |

| Link Event | US Node | Link | DS Node | Outflow (l/s) | Velocity (m/s) | Flow/Cap | Link Vol (m³) |
|-------------------|------------|--------------|---------|---------------|----------------|----------|---------------|
| 240 minute winter | DRIVEWAY 6 | Infiltration | | 0.3 | | | |
| 240 minute winter | SA1 | 1.006 | SA2 | 9.8 | 0.558 | 0.732 | 0.1254 |
| 240 minute winter | SA2 | Infiltration | | 3.9 | | | |
| 240 minute winter | SA3 | 7.001 | SA4 | 8.8 | 0.762 | 0.638 | 0.0290 |
| 240 minute winter | SA4 | Infiltration | | 0.9 | | | |
| 240 minute winter | J1 | 1.002 | J2 | 2.2 | 0.239 | 0.164 | 0.1589 |
| 240 minute winter | J2 | 1.003 | J3 | 3.6 | 0.259 | 0.263 | 0.0417 |
| 240 minute winter | J3 | 1.004 | J4 | 5.8 | 0.331 | 0.439 | 0.0936 |
| 240 minute winter | J4 | 1.005 | SA1 | 7.2 | 0.410 | 0.539 | 0.0859 |

Results for 100 year +45% CC 360 minute summer. 600 minute analysis at 8 minute timestep. Mass balance: 99.13%

| Node Event | US Node | Peak (mins) | Level (m) | Depth (m) | Inflow (l/s) | Node Vol (m ³) | Flood (m ³) | Status |
|-------------------|------------|-------------|-----------|-----------|--------------|----------------------------|-------------------------|------------|
| 360 minute summer | S1 | 232 | 2.613 | 0.313 | 1.2 | 0.1331 | 0.0000 | FLOOD RISK |
| 360 minute summer | S2 | 232 | 2.612 | 0.414 | 2.3 | 0.1603 | 0.0000 | FLOOD RISK |
| 360 minute summer | S3 | 232 | 2.611 | 0.261 | 2.1 | 0.1329 | 0.0000 | FLOOD RISK |
| 360 minute summer | S4 | 232 | 2.613 | 0.313 | 1.2 | 0.1333 | 0.0000 | FLOOD RISK |
| 360 minute summer | S5 | 232 | 2.613 | 0.326 | 1.1 | 0.0518 | 0.0000 | FLOOD RISK |
| 360 minute summer | S6 | 232 | 2.613 | 0.313 | 1.2 | 0.1333 | 0.0000 | FLOOD RISK |
| 360 minute summer | S7 | 232 | 2.612 | 0.312 | 1.5 | 0.1537 | 0.0000 | FLOOD RISK |
| 360 minute summer | S8 | 240 | 2.611 | 0.311 | 1.5 | 0.1529 | 0.0000 | FLOOD RISK |
| 360 minute summer | S9 | 352 | 3.023 | 0.323 | 4.2 | 0.3531 | 0.0000 | FLOOD RISK |
| 360 minute summer | S10 | 352 | 3.023 | 0.323 | 4.2 | 0.3530 | 0.0000 | FLOOD RISK |
| 360 minute summer | DRIVEWAY 1 | 240 | 2.836 | 0.236 | 1.1 | 2.7133 | 0.0000 | OK |
| 360 minute summer | DRIVEWAY 2 | 240 | 2.752 | 0.152 | 1.5 | 3.1774 | 0.0000 | OK |
| 360 minute summer | DRIVEWAY 3 | 224 | 2.691 | 0.091 | 0.6 | 1.1028 | 0.0000 | OK |
| 360 minute summer | DRIVEWAY 4 | 224 | 2.683 | 0.083 | 0.8 | 1.2979 | 0.0000 | OK |
| 360 minute summer | DRIVEWAY 5 | 232 | 2.692 | 0.092 | 0.5 | 0.8146 | 0.0000 | OK |

| Link Event | US Node | Link | DS Node | Outflow (l/s) | Velocity (m/s) | Flow/Cap | Link Vol (m ³) |
|-------------------|------------|--------------|---------|---------------|----------------|----------|----------------------------|
| 360 minute summer | S1 | 4.000 | S2 | 1.1 | 0.173 | 0.086 | 0.3165 |
| 360 minute summer | S2 | 4.001 | J3 | 2.3 | 0.238 | 0.168 | 0.1038 |
| 360 minute summer | S3 | 6.000 | SA1 | 2.0 | 0.338 | 0.268 | 0.0959 |
| 360 minute summer | S4 | 1.000 | S5 | 1.1 | 0.240 | 0.084 | 0.0381 |
| 360 minute summer | S5 | 1.001 | J1 | 1.1 | 0.171 | 0.082 | 0.1826 |
| 360 minute summer | S6 | 2.000 | J1 | 1.1 | 0.256 | 0.060 | 0.1087 |
| 360 minute summer | S7 | 3.000 | J2 | 1.4 | 0.245 | 0.057 | 0.1084 |
| 360 minute summer | S8 | 5.000 | J4 | 1.4 | 0.218 | 0.049 | 0.1083 |
| 360 minute summer | S9 | 7.000 | SA3 | 4.2 | 0.442 | 0.317 | 0.3877 |
| 360 minute summer | S10 | 8.000 | SA3 | 4.2 | 0.469 | 0.243 | 0.2307 |
| 360 minute summer | DRIVEWAY 1 | Infiltration | | 0.4 | | | |
| 360 minute summer | DRIVEWAY 2 | Infiltration | | 0.6 | | | |
| 360 minute summer | DRIVEWAY 3 | Infiltration | | 0.4 | | | |
| 360 minute summer | DRIVEWAY 4 | Infiltration | | 0.5 | | | |
| 360 minute summer | DRIVEWAY 5 | Infiltration | | 0.2 | | | |

Results for 100 year +45% CC 360 minute summer. 600 minute analysis at 8 minute timestep. Mass balance: 99.13%

| Node Event | US Node | Peak (mins) | Level (m) | Depth (m) | Inflow (l/s) | Node Vol (m ³) | Flood (m ³) | Status |
|-------------------|------------|-------------|-----------|-----------|--------------|----------------------------|-------------------------|------------|
| 360 minute summer | DRIVEWAY 6 | 224 | 2.692 | 0.092 | 0.5 | 0.8112 | 0.0000 | OK |
| 360 minute summer | SA1 | 240 | 2.609 | 0.504 | 10.0 | 0.6370 | 0.0000 | FLOOD RISK |
| 360 minute summer | SA2 | 248 | 2.603 | 0.539 | 10.0 | 23.6654 | 0.0000 | OK |
| 360 minute summer | SA3 | 352 | 3.023 | 0.447 | 9.0 | 0.5550 | 0.0000 | FLOOD RISK |
| 360 minute summer | SA4 | 352 | 3.023 | 0.457 | 9.0 | 41.5832 | 0.0000 | OK |
| 360 minute summer | J1 | 232 | 2.613 | 0.385 | 2.2 | 0.4352 | 0.0000 | FLOOD RISK |
| 360 minute summer | J2 | 232 | 2.612 | 0.435 | 3.6 | 0.0000 | 0.0000 | FLOOD RISK |
| 360 minute summer | J3 | 232 | 2.612 | 0.449 | 5.9 | 0.0000 | 0.0000 | FLOOD RISK |
| 360 minute summer | J4 | 240 | 2.611 | 0.478 | 7.2 | 0.0000 | 0.0000 | FLOOD RISK |

| Link Event | US Node | Link | DS Node | Outflow (l/s) | Velocity (m/s) | Flow/Cap | Link Vol (m ³) |
|-------------------|------------|--------------|---------|---------------|----------------|----------|----------------------------|
| 360 minute summer | DRIVEWAY 6 | Infiltration | | 0.3 | | | |
| 360 minute summer | SA1 | 1.006 | SA2 | 10.0 | 0.566 | 0.743 | 0.1254 |
| 360 minute summer | SA2 | Infiltration | | 3.8 | | | |
| 360 minute summer | SA3 | 7.001 | SA4 | 9.0 | 0.768 | 0.653 | 0.0290 |
| 360 minute summer | SA4 | Infiltration | | 0.9 | | | |
| 360 minute summer | J1 | 1.002 | J2 | 2.2 | 0.239 | 0.164 | 0.1589 |
| 360 minute summer | J2 | 1.003 | J3 | 3.6 | 0.259 | 0.262 | 0.0417 |
| 360 minute summer | J3 | 1.004 | J4 | 5.8 | 0.329 | 0.437 | 0.0936 |
| 360 minute summer | J4 | 1.005 | SA1 | 7.2 | 0.408 | 0.537 | 0.0859 |

Results for 100 year +45% CC 360 minute winter. 600 minute analysis at 8 minute timestep. Mass balance: 99.13%

| Node Event | US Node | Peak (mins) | Level (m) | Depth (m) | Inflow (l/s) | Node Vol (m³) | Flood (m³) | Status |
|-------------------|------------|-------------|-----------|-----------|--------------|---------------|------------|------------|
| 360 minute winter | S1 | 248 | 2.585 | 0.285 | 0.9 | 0.1216 | 0.0000 | SURCHARGED |
| 360 minute winter | S2 | 248 | 2.585 | 0.387 | 1.8 | 0.1499 | 0.0000 | SURCHARGED |
| 360 minute winter | S3 | 248 | 2.585 | 0.235 | 1.5 | 0.1195 | 0.0000 | SURCHARGED |
| 360 minute winter | S4 | 248 | 2.586 | 0.286 | 0.9 | 0.1217 | 0.0000 | SURCHARGED |
| 360 minute winter | S5 | 248 | 2.586 | 0.299 | 0.9 | 0.0475 | 0.0000 | SURCHARGED |
| 360 minute winter | S6 | 248 | 2.586 | 0.286 | 0.9 | 0.1217 | 0.0000 | SURCHARGED |
| 360 minute winter | S7 | 248 | 2.585 | 0.285 | 1.1 | 0.1404 | 0.0000 | SURCHARGED |
| 360 minute winter | S8 | 248 | 2.584 | 0.284 | 1.1 | 0.1397 | 0.0000 | SURCHARGED |
| 360 minute winter | S9 | 360 | 3.163 | 0.463 | 3.1 | 0.5057 | 0.0000 | FLOOD RISK |
| 360 minute winter | S10 | 360 | 3.163 | 0.463 | 3.1 | 0.5057 | 0.0000 | FLOOD RISK |
| 360 minute winter | DRIVEWAY 1 | 256 | 2.807 | 0.207 | 0.8 | 2.3785 | 0.0000 | OK |
| 360 minute winter | DRIVEWAY 2 | 248 | 2.727 | 0.127 | 1.1 | 2.6404 | 0.0000 | OK |
| 360 minute winter | DRIVEWAY 3 | 232 | 2.658 | 0.058 | 0.4 | 0.7076 | 0.0000 | OK |
| 360 minute winter | DRIVEWAY 4 | 224 | 2.653 | 0.053 | 0.5 | 0.8313 | 0.0000 | OK |
| 360 minute winter | DRIVEWAY 5 | 232 | 2.664 | 0.064 | 0.3 | 0.5670 | 0.0000 | OK |

| Link Event | US Node | Link | DS Node | Outflow (l/s) | Velocity (m/s) | Flow/Cap | Link Vol (m³) |
|-------------------|------------|--------------|---------|---------------|----------------|----------|---------------|
| 360 minute winter | S1 | 4.000 | S2 | 0.9 | 0.173 | 0.065 | 0.3165 |
| 360 minute winter | S2 | 4.001 | J3 | 1.7 | 0.238 | 0.127 | 0.1038 |
| 360 minute winter | S3 | 6.000 | SA1 | 1.5 | 0.338 | 0.193 | 0.0959 |
| 360 minute winter | S4 | 1.000 | S5 | 0.9 | 0.240 | 0.063 | 0.0381 |
| 360 minute winter | S5 | 1.001 | J1 | 0.8 | 0.171 | 0.063 | 0.1826 |
| 360 minute winter | S6 | 2.000 | J1 | 0.9 | 0.256 | 0.045 | 0.1087 |
| 360 minute winter | S7 | 3.000 | J2 | 1.1 | 0.245 | 0.043 | 0.1084 |
| 360 minute winter | S8 | 5.000 | J4 | 1.1 | 0.218 | 0.037 | 0.1083 |
| 360 minute winter | S9 | 7.000 | SA3 | 3.1 | 0.414 | 0.234 | 0.3877 |
| 360 minute winter | S10 | 8.000 | SA3 | 3.1 | 0.441 | 0.180 | 0.2307 |
| 360 minute winter | DRIVEWAY 1 | Infiltration | | 0.4 | | | |
| 360 minute winter | DRIVEWAY 2 | Infiltration | | 0.6 | | | |
| 360 minute winter | DRIVEWAY 3 | Infiltration | | 0.3 | | | |
| 360 minute winter | DRIVEWAY 4 | Infiltration | | 0.5 | | | |
| 360 minute winter | DRIVEWAY 5 | Infiltration | | 0.2 | | | |

Results for 100 year +45% CC 360 minute winter. 600 minute analysis at 8 minute timestep. Mass balance: 99.13%

| Node Event | US Node | Peak (mins) | Level (m) | Depth (m) | Inflow (l/s) | Node Vol (m³) | Flood (m³) | Status |
|-------------------|------------|-------------|-----------|-----------|--------------|---------------|------------|------------|
| 360 minute winter | DRIVEWAY 6 | 232 | 2.664 | 0.064 | 0.3 | 0.5659 | 0.0000 | OK |
| 360 minute winter | SA1 | 248 | 2.582 | 0.477 | 7.4 | 0.6031 | 0.0000 | FLOOD RISK |
| 360 minute winter | SA2 | 256 | 2.577 | 0.513 | 7.4 | 20.6500 | 0.0000 | OK |
| 360 minute winter | SA3 | 360 | 3.163 | 0.587 | 6.6 | 0.7285 | 0.0000 | FLOOD RISK |
| 360 minute winter | SA4 | 360 | 3.163 | 0.597 | 6.6 | 41.7413 | 0.0000 | OK |
| 360 minute winter | J1 | 248 | 2.586 | 0.358 | 1.7 | 0.4044 | 0.0000 | SURCHARGED |
| 360 minute winter | J2 | 248 | 2.585 | 0.408 | 2.7 | 0.0000 | 0.0000 | SURCHARGED |
| 360 minute winter | J3 | 248 | 2.585 | 0.422 | 4.4 | 0.0000 | 0.0000 | SURCHARGED |
| 360 minute winter | J4 | 248 | 2.584 | 0.451 | 5.5 | 0.0000 | 0.0000 | SURCHARGED |

| Link Event | US Node | Link | DS Node | Outflow (l/s) | Velocity (m/s) | Flow/Cap | Link Vol (m³) |
|-------------------|------------|--------------|---------|---------------|----------------|----------|---------------|
| 360 minute winter | DRIVEWAY 6 | Infiltration | | 0.2 | | | |
| 360 minute winter | SA1 | 1.006 | SA2 | 7.4 | 0.419 | 0.549 | 0.1254 |
| 360 minute winter | SA2 | Infiltration | | 3.8 | | | |
| 360 minute winter | SA3 | 7.001 | SA4 | 6.6 | 0.713 | 0.479 | 0.0290 |
| 360 minute winter | SA4 | Infiltration | | 0.9 | | | |
| 360 minute winter | J1 | 1.002 | J2 | 1.7 | 0.239 | 0.125 | 0.1589 |
| 360 minute winter | J2 | 1.003 | J3 | 2.7 | 0.259 | 0.199 | 0.0417 |
| 360 minute winter | J3 | 1.004 | J4 | 4.4 | 0.265 | 0.332 | 0.0936 |
| 360 minute winter | J4 | 1.005 | SA1 | 5.4 | 0.309 | 0.406 | 0.0859 |

Results for 100 year +45% CC 480 minute summer. 720 minute analysis at 8 minute timestep. Mass balance: 99.17%

| Node Event | US Node | Peak (mins) | Level (m) | Depth (m) | Inflow (l/s) | Node Vol (m³) | Flood (m³) | Status |
|-------------------|------------|-------------|-----------|-----------|--------------|---------------|------------|------------|
| 480 minute summer | S1 | 304 | 2.587 | 0.287 | 1.0 | 0.1224 | 0.0000 | SURCHARGED |
| 480 minute summer | S2 | 304 | 2.587 | 0.389 | 2.0 | 0.1506 | 0.0000 | SURCHARGED |
| 480 minute summer | S3 | 304 | 2.586 | 0.236 | 1.8 | 0.1201 | 0.0000 | SURCHARGED |
| 480 minute summer | S4 | 304 | 2.588 | 0.288 | 1.0 | 0.1225 | 0.0000 | SURCHARGED |
| 480 minute summer | S5 | 304 | 2.588 | 0.301 | 1.0 | 0.0478 | 0.0000 | SURCHARGED |
| 480 minute summer | S6 | 304 | 2.588 | 0.288 | 1.0 | 0.1225 | 0.0000 | SURCHARGED |
| 480 minute summer | S7 | 304 | 2.587 | 0.287 | 1.3 | 0.1413 | 0.0000 | SURCHARGED |
| 480 minute summer | S8 | 304 | 2.586 | 0.286 | 1.3 | 0.1406 | 0.0000 | SURCHARGED |
| 480 minute summer | S9 | 408 | 2.782 | 0.082 | 3.5 | 0.0900 | 0.0000 | OK |
| 480 minute summer | S10 | 408 | 2.782 | 0.082 | 3.5 | 0.0900 | 0.0000 | OK |
| 480 minute summer | DRIVEWAY 1 | 304 | 2.819 | 0.219 | 0.9 | 2.5166 | 0.0000 | OK |
| 480 minute summer | DRIVEWAY 2 | 304 | 2.728 | 0.128 | 1.3 | 2.6766 | 0.0000 | OK |
| 480 minute summer | DRIVEWAY 3 | 288 | 2.665 | 0.065 | 0.5 | 0.7948 | 0.0000 | OK |
| 480 minute summer | DRIVEWAY 4 | 280 | 2.658 | 0.058 | 0.6 | 0.9062 | 0.0000 | OK |
| 480 minute summer | DRIVEWAY 5 | 288 | 2.675 | 0.075 | 0.4 | 0.6636 | 0.0000 | OK |

| Link Event | US Node | Link | DS Node | Outflow (l/s) | Velocity (m/s) | Flow/Cap | Link Vol (m³) |
|-------------------|------------|--------------|---------|---------------|----------------|----------|---------------|
| 480 minute summer | S1 | 4.000 | S2 | 1.0 | 0.173 | 0.072 | 0.3165 |
| 480 minute summer | S2 | 4.001 | J3 | 1.9 | 0.204 | 0.142 | 0.1038 |
| 480 minute summer | S3 | 6.000 | SA1 | 1.8 | 0.338 | 0.229 | 0.0959 |
| 480 minute summer | S4 | 1.000 | S5 | 1.0 | 0.240 | 0.070 | 0.0381 |
| 480 minute summer | S5 | 1.001 | J1 | 0.9 | 0.172 | 0.070 | 0.1826 |
| 480 minute summer | S6 | 2.000 | J1 | 1.0 | 0.258 | 0.050 | 0.1087 |
| 480 minute summer | S7 | 3.000 | J2 | 1.3 | 0.291 | 0.050 | 0.1084 |
| 480 minute summer | S8 | 5.000 | J4 | 1.3 | 0.304 | 0.043 | 0.1083 |
| 480 minute summer | S9 | 7.000 | SA3 | 3.5 | 0.424 | 0.263 | 0.3031 |
| 480 minute summer | S10 | 8.000 | SA3 | 3.5 | 0.451 | 0.203 | 0.1803 |
| 480 minute summer | DRIVEWAY 1 | Infiltration | | 0.4 | | | |
| 480 minute summer | DRIVEWAY 2 | Infiltration | | 0.6 | | | |
| 480 minute summer | DRIVEWAY 3 | Infiltration | | 0.3 | | | |
| 480 minute summer | DRIVEWAY 4 | Infiltration | | 0.5 | | | |
| 480 minute summer | DRIVEWAY 5 | Infiltration | | 0.2 | | | |

Results for 100 year +45% CC 480 minute summer. 720 minute analysis at 8 minute timestep. Mass balance: 99.17%

| Node Event | US Node | Peak (mins) | Level (m) | Depth (m) | Inflow (l/s) | Node Vol (m³) | Flood (m³) | Status |
|-------------------|------------|-------------|-----------|-----------|--------------|---------------|------------|------------|
| 480 minute summer | DRIVEWAY 6 | 288 | 2.675 | 0.075 | 0.4 | 0.6614 | 0.0000 | OK |
| 480 minute summer | SA1 | 304 | 2.584 | 0.479 | 8.4 | 0.6054 | 0.0000 | FLOOD RISK |
| 480 minute summer | SA2 | 312 | 2.578 | 0.514 | 8.4 | 20.8301 | 0.0000 | OK |
| 480 minute summer | SA3 | 408 | 2.782 | 0.206 | 7.5 | 0.2561 | 0.0000 | SURCHARGED |
| 480 minute summer | SA4 | 408 | 2.782 | 0.216 | 7.5 | 41.3108 | 0.0000 | OK |
| 480 minute summer | J1 | 304 | 2.587 | 0.359 | 1.9 | 0.4066 | 0.0000 | SURCHARGED |
| 480 minute summer | J2 | 304 | 2.587 | 0.410 | 3.1 | 0.0000 | 0.0000 | SURCHARGED |
| 480 minute summer | J3 | 304 | 2.587 | 0.424 | 4.9 | 0.0000 | 0.0000 | SURCHARGED |
| 480 minute summer | J4 | 304 | 2.586 | 0.453 | 6.1 | 0.0000 | 0.0000 | SURCHARGED |

| Link Event | US Node | Link | DS Node | Outflow (l/s) | Velocity (m/s) | Flow/Cap | Link Vol (m³) |
|-------------------|------------|--------------|---------|---------------|----------------|----------|---------------|
| 480 minute summer | DRIVEWAY 6 | Infiltration | | 0.2 | | | |
| 480 minute summer | SA1 | 1.006 | SA2 | 8.4 | 0.477 | 0.626 | 0.1254 |
| 480 minute summer | SA2 | Infiltration | | 3.8 | | | |
| 480 minute summer | SA3 | 7.001 | SA4 | 7.5 | 0.734 | 0.542 | 0.0290 |
| 480 minute summer | SA4 | Infiltration | | 0.9 | | | |
| 480 minute summer | J1 | 1.002 | J2 | 1.9 | 0.230 | 0.140 | 0.1589 |
| 480 minute summer | J2 | 1.003 | J3 | 3.0 | 0.285 | 0.222 | 0.0417 |
| 480 minute summer | J3 | 1.004 | J4 | 4.9 | 0.278 | 0.368 | 0.0936 |
| 480 minute summer | J4 | 1.005 | SA1 | 6.1 | 0.346 | 0.455 | 0.0859 |

Results for 100 year +45% CC 480 minute winter. 720 minute analysis at 8 minute timestep. Mass balance: 99.17%

| Node Event | US Node | Peak (mins) | Level (m) | Depth (m) | Inflow (l/s) | Node Vol (m³) | Flood (m³) | Status |
|-------------------|------------|-------------|-----------|-----------|--------------|---------------|------------|------------|
| 480 minute winter | S1 | 312 | 2.547 | 0.247 | 0.7 | 0.1050 | 0.0000 | SURCHARGED |
| 480 minute winter | S2 | 312 | 2.546 | 0.348 | 1.4 | 0.1348 | 0.0000 | SURCHARGED |
| 480 minute winter | S3 | 312 | 2.545 | 0.195 | 1.2 | 0.0994 | 0.0000 | SURCHARGED |
| 480 minute winter | S4 | 312 | 2.547 | 0.247 | 0.7 | 0.1051 | 0.0000 | SURCHARGED |
| 480 minute winter | S5 | 312 | 2.547 | 0.260 | 0.7 | 0.0413 | 0.0000 | SURCHARGED |
| 480 minute winter | S6 | 312 | 2.547 | 0.247 | 0.7 | 0.1051 | 0.0000 | SURCHARGED |
| 480 minute winter | S7 | 312 | 2.546 | 0.246 | 0.9 | 0.1212 | 0.0000 | SURCHARGED |
| 480 minute winter | S8 | 312 | 2.545 | 0.245 | 0.9 | 0.1205 | 0.0000 | SURCHARGED |
| 480 minute winter | S9 | 424 | 2.883 | 0.183 | 2.5 | 0.1999 | 0.0000 | SURCHARGED |
| 480 minute winter | S10 | 424 | 2.883 | 0.183 | 2.5 | 0.1998 | 0.0000 | SURCHARGED |
| 480 minute winter | DRIVEWAY 1 | 328 | 2.773 | 0.173 | 0.6 | 1.9856 | 0.0000 | OK |
| 480 minute winter | DRIVEWAY 2 | 312 | 2.695 | 0.095 | 0.9 | 1.9815 | 0.0000 | OK |
| 480 minute winter | DRIVEWAY 3 | 272 | 2.649 | 0.049 | 0.4 | 0.5962 | 0.0000 | OK |
| 480 minute winter | DRIVEWAY 4 | 296 | 2.643 | 0.043 | 0.4 | 0.6773 | 0.0000 | OK |
| 480 minute winter | DRIVEWAY 5 | 280 | 2.656 | 0.056 | 0.3 | 0.4968 | 0.0000 | OK |

| Link Event | US Node | Link | DS Node | Outflow (l/s) | Velocity (m/s) | Flow/Cap | Link Vol (m³) |
|-------------------|------------|--------------|---------|---------------|----------------|----------|---------------|
| 480 minute winter | S1 | 4.000 | S2 | 0.7 | 0.173 | 0.051 | 0.3165 |
| 480 minute winter | S2 | 4.001 | J3 | 1.4 | 0.204 | 0.100 | 0.1038 |
| 480 minute winter | S3 | 6.000 | SA1 | 1.2 | 0.338 | 0.155 | 0.0959 |
| 480 minute winter | S4 | 1.000 | S5 | 0.7 | 0.240 | 0.050 | 0.0381 |
| 480 minute winter | S5 | 1.001 | J1 | 0.7 | 0.172 | 0.050 | 0.1826 |
| 480 minute winter | S6 | 2.000 | J1 | 0.7 | 0.258 | 0.036 | 0.1087 |
| 480 minute winter | S7 | 3.000 | J2 | 0.9 | 0.291 | 0.035 | 0.1084 |
| 480 minute winter | S8 | 5.000 | J4 | 0.9 | 0.304 | 0.030 | 0.1083 |
| 480 minute winter | S9 | 7.000 | SA3 | 2.5 | 0.391 | 0.188 | 0.3877 |
| 480 minute winter | S10 | 8.000 | SA3 | 2.5 | 0.416 | 0.145 | 0.2307 |
| 480 minute winter | DRIVEWAY 1 | Infiltration | | 0.3 | | | |
| 480 minute winter | DRIVEWAY 2 | Infiltration | | 0.6 | | | |
| 480 minute winter | DRIVEWAY 3 | Infiltration | | 0.3 | | | |
| 480 minute winter | DRIVEWAY 4 | Infiltration | | 0.4 | | | |
| 480 minute winter | DRIVEWAY 5 | Infiltration | | 0.2 | | | |

Results for 100 year +45% CC 480 minute winter. 720 minute analysis at 8 minute timestep. Mass balance: 99.17%

| Node Event | US Node | Peak (mins) | Level (m) | Depth (m) | Inflow (l/s) | Node Vol (m³) | Flood (m³) | Status |
|-------------------|------------|-------------|-----------|-----------|--------------|---------------|------------|------------|
| 480 minute winter | DRIVEWAY 6 | 280 | 2.656 | 0.056 | 0.3 | 0.4965 | 0.0000 | OK |
| 480 minute winter | SA1 | 312 | 2.543 | 0.438 | 6.0 | 0.5539 | 0.0000 | SURCHARGED |
| 480 minute winter | SA2 | 320 | 2.538 | 0.474 | 5.9 | 16.2255 | 0.0000 | OK |
| 480 minute winter | SA3 | 424 | 2.883 | 0.307 | 5.4 | 0.3808 | 0.0000 | SURCHARGED |
| 480 minute winter | SA4 | 424 | 2.883 | 0.317 | 5.4 | 41.4245 | 0.0000 | OK |
| 480 minute winter | J1 | 312 | 2.547 | 0.319 | 1.4 | 0.3604 | 0.0000 | SURCHARGED |
| 480 minute winter | J2 | 312 | 2.546 | 0.369 | 2.2 | 0.0000 | 0.0000 | SURCHARGED |
| 480 minute winter | J3 | 312 | 2.546 | 0.383 | 3.5 | 0.0000 | 0.0000 | SURCHARGED |
| 480 minute winter | J4 | 312 | 2.545 | 0.412 | 4.4 | 0.0000 | 0.0000 | SURCHARGED |

| Link Event | US Node | Link | DS Node | Outflow (l/s) | Velocity (m/s) | Flow/Cap | Link Vol (m³) |
|-------------------|------------|--------------|---------|---------------|----------------|----------|---------------|
| 480 minute winter | DRIVEWAY 6 | Infiltration | | 0.2 | | | |
| 480 minute winter | SA1 | 1.006 | SA2 | 5.9 | 0.337 | 0.442 | 0.1254 |
| 480 minute winter | SA2 | Infiltration | | 3.7 | | | |
| 480 minute winter | SA3 | 7.001 | SA4 | 5.4 | 0.679 | 0.392 | 0.0290 |
| 480 minute winter | SA4 | Infiltration | | 0.9 | | | |
| 480 minute winter | J1 | 1.002 | J2 | 1.3 | 0.230 | 0.100 | 0.1589 |
| 480 minute winter | J2 | 1.003 | J3 | 2.2 | 0.285 | 0.160 | 0.0417 |
| 480 minute winter | J3 | 1.004 | J4 | 3.5 | 0.269 | 0.265 | 0.0936 |
| 480 minute winter | J4 | 1.005 | SA1 | 4.4 | 0.249 | 0.327 | 0.0859 |

Results for 100 year +45% CC 600 minute summer. 840 minute analysis at 15 minute timestep. Mass balance: 99.20%

| Node Event | US Node | Peak (mins) | Level (m) | Depth (m) | Inflow (l/s) | Node Vol (m ³) | Flood (m ³) | Status |
|-------------------|------------|-------------|-----------|-----------|--------------|----------------------------|-------------------------|------------|
| 600 minute summer | S1 | 360 | 2.561 | 0.261 | 0.9 | 0.1111 | 0.0000 | SURCHARGED |
| 600 minute summer | S2 | 360 | 2.561 | 0.363 | 1.8 | 0.1403 | 0.0000 | SURCHARGED |
| 600 minute summer | S3 | 360 | 2.560 | 0.210 | 1.5 | 0.1069 | 0.0000 | SURCHARGED |
| 600 minute summer | S4 | 360 | 2.561 | 0.261 | 0.9 | 0.1112 | 0.0000 | SURCHARGED |
| 600 minute summer | S5 | 360 | 2.561 | 0.274 | 0.9 | 0.0436 | 0.0000 | SURCHARGED |
| 600 minute summer | S6 | 360 | 2.561 | 0.261 | 0.9 | 0.1112 | 0.0000 | SURCHARGED |
| 600 minute summer | S7 | 360 | 2.561 | 0.261 | 1.1 | 0.1282 | 0.0000 | SURCHARGED |
| 600 minute summer | S8 | 360 | 2.559 | 0.259 | 1.1 | 0.1275 | 0.0000 | SURCHARGED |
| 600 minute summer | S9 | 315 | 2.748 | 0.048 | 3.0 | 0.0527 | 0.0000 | OK |
| 600 minute summer | S10 | 315 | 2.742 | 0.042 | 3.0 | 0.0461 | 0.0000 | OK |
| 600 minute summer | DRIVEWAY 1 | 375 | 2.772 | 0.172 | 0.8 | 1.9762 | 0.0000 | OK |
| 600 minute summer | DRIVEWAY 2 | 360 | 2.711 | 0.111 | 1.1 | 2.3041 | 0.0000 | OK |
| 600 minute summer | DRIVEWAY 3 | 345 | 2.651 | 0.051 | 0.4 | 0.6250 | 0.0000 | OK |
| 600 minute summer | DRIVEWAY 4 | 345 | 2.649 | 0.049 | 0.5 | 0.7684 | 0.0000 | OK |
| 600 minute summer | DRIVEWAY 5 | 345 | 2.655 | 0.055 | 0.3 | 0.4908 | 0.0000 | OK |

| Link Event | US Node | Link | DS Node | Outflow (l/s) | Velocity (m/s) | Flow/Cap | Link Vol (m ³) |
|-------------------|------------|--------------|---------|---------------|----------------|----------|----------------------------|
| 600 minute summer | S1 | 4.000 | S2 | 0.9 | 0.171 | 0.065 | 0.3165 |
| 600 minute summer | S2 | 4.001 | J3 | 1.7 | 0.197 | 0.127 | 0.1038 |
| 600 minute summer | S3 | 6.000 | SA1 | 1.5 | 0.338 | 0.192 | 0.0959 |
| 600 minute summer | S4 | 1.000 | S5 | 0.9 | 0.223 | 0.063 | 0.0381 |
| 600 minute summer | S5 | 1.001 | J1 | 0.8 | 0.171 | 0.062 | 0.1826 |
| 600 minute summer | S6 | 2.000 | J1 | 0.9 | 0.201 | 0.045 | 0.1087 |
| 600 minute summer | S7 | 3.000 | J2 | 1.1 | 0.184 | 0.042 | 0.1084 |
| 600 minute summer | S8 | 5.000 | J4 | 1.1 | 0.136 | 0.036 | 0.1083 |
| 600 minute summer | S9 | 7.000 | SA3 | 3.0 | 0.410 | 0.226 | 0.1747 |
| 600 minute summer | S10 | 8.000 | SA3 | 3.0 | 0.437 | 0.173 | 0.1024 |
| 600 minute summer | DRIVEWAY 1 | Infiltration | | 0.3 | | | |
| 600 minute summer | DRIVEWAY 2 | Infiltration | | 0.6 | | | |
| 600 minute summer | DRIVEWAY 3 | Infiltration | | 0.3 | | | |
| 600 minute summer | DRIVEWAY 4 | Infiltration | | 0.4 | | | |
| 600 minute summer | DRIVEWAY 5 | Infiltration | | 0.2 | | | |

Results for 100 year +45% CC 600 minute summer. 840 minute analysis at 15 minute timestep. Mass balance: 99.20%

| Node Event | US Node | Peak (mins) | Level (m) | Depth (m) | Inflow (l/s) | Node Vol (m ³) | Flood (m ³) | Status |
|-------------------|------------|-------------|-----------|-----------|--------------|----------------------------|-------------------------|------------|
| 600 minute summer | DRIVEWAY 6 | 345 | 2.655 | 0.055 | 0.3 | 0.4904 | 0.0000 | OK |
| 600 minute summer | SA1 | 360 | 2.557 | 0.452 | 7.3 | 0.5718 | 0.0000 | FLOOD RISK |
| 600 minute summer | SA2 | 375 | 2.552 | 0.488 | 7.3 | 17.8815 | 0.0000 | OK |
| 600 minute summer | SA3 | 465 | 2.692 | 0.116 | 6.4 | 0.1439 | 0.0000 | OK |
| 600 minute summer | SA4 | 465 | 2.692 | 0.126 | 6.4 | 40.7657 | 0.0000 | OK |
| 600 minute summer | J1 | 360 | 2.561 | 0.333 | 1.7 | 0.3765 | 0.0000 | SURCHARGED |
| 600 minute summer | J2 | 360 | 2.561 | 0.384 | 2.7 | 0.0000 | 0.0000 | SURCHARGED |
| 600 minute summer | J3 | 360 | 2.560 | 0.397 | 4.4 | 0.0000 | 0.0000 | SURCHARGED |
| 600 minute summer | J4 | 360 | 2.559 | 0.426 | 5.4 | 0.0000 | 0.0000 | SURCHARGED |

| Link Event | US Node | Link | DS Node | Outflow (l/s) | Velocity (m/s) | Flow/Cap | Link Vol (m ³) |
|-------------------|------------|--------------|---------|---------------|----------------|----------|----------------------------|
| 600 minute summer | DRIVEWAY 6 | Infiltration | | 0.2 | | | |
| 600 minute summer | SA1 | 1.006 | SA2 | 7.3 | 0.415 | 0.545 | 0.1254 |
| 600 minute summer | SA2 | Infiltration | | 3.8 | | | |
| 600 minute summer | SA3 | 7.001 | SA4 | 6.4 | 0.707 | 0.462 | 0.0250 |
| 600 minute summer | SA4 | Infiltration | | 0.9 | | | |
| 600 minute summer | J1 | 1.002 | J2 | 1.6 | 0.227 | 0.124 | 0.1589 |
| 600 minute summer | J2 | 1.003 | J3 | 2.7 | 0.243 | 0.196 | 0.0417 |
| 600 minute summer | J3 | 1.004 | J4 | 4.4 | 0.320 | 0.328 | 0.0936 |
| 600 minute summer | J4 | 1.005 | SA1 | 5.4 | 0.306 | 0.402 | 0.0859 |

Results for 100 year +45% CC 600 minute winter. 840 minute analysis at 15 minute timestep. Mass balance: 99.20%

| Node Event | US Node | Peak (mins) | Level (m) | Depth (m) | Inflow (l/s) | Node Vol (m³) | Flood (m³) | Status |
|-------------------|------------|-------------|-----------|-----------|--------------|---------------|------------|------------|
| 600 minute winter | S1 | 375 | 2.509 | 0.209 | 0.6 | 0.0889 | 0.0000 | SURCHARGED |
| 600 minute winter | S2 | 375 | 2.509 | 0.311 | 1.2 | 0.1202 | 0.0000 | SURCHARGED |
| 600 minute winter | S3 | 375 | 2.509 | 0.159 | 1.0 | 0.0808 | 0.0000 | SURCHARGED |
| 600 minute winter | S4 | 360 | 2.509 | 0.209 | 0.6 | 0.0890 | 0.0000 | SURCHARGED |
| 600 minute winter | S5 | 375 | 2.509 | 0.222 | 0.6 | 0.0353 | 0.0000 | SURCHARGED |
| 600 minute winter | S6 | 375 | 2.509 | 0.209 | 0.6 | 0.0890 | 0.0000 | SURCHARGED |
| 600 minute winter | S7 | 375 | 2.509 | 0.209 | 0.7 | 0.1027 | 0.0000 | SURCHARGED |
| 600 minute winter | S8 | 375 | 2.508 | 0.208 | 0.7 | 0.1022 | 0.0000 | SURCHARGED |
| 600 minute winter | S9 | 315 | 2.740 | 0.040 | 2.1 | 0.0439 | 0.0000 | OK |
| 600 minute winter | S10 | 315 | 2.735 | 0.035 | 2.1 | 0.0385 | 0.0000 | OK |
| 600 minute winter | DRIVEWAY 1 | 390 | 2.733 | 0.133 | 0.5 | 1.5251 | 0.0000 | OK |
| 600 minute winter | DRIVEWAY 2 | 360 | 2.664 | 0.064 | 0.7 | 1.3299 | 0.0000 | OK |
| 600 minute winter | DRIVEWAY 3 | 345 | 2.642 | 0.042 | 0.3 | 0.5116 | 0.0000 | OK |
| 600 minute winter | DRIVEWAY 4 | 330 | 2.640 | 0.040 | 0.4 | 0.6324 | 0.0000 | OK |
| 600 minute winter | DRIVEWAY 5 | 375 | 2.641 | 0.041 | 0.2 | 0.3661 | 0.0000 | OK |

| Link Event | US Node | Link | DS Node | Outflow (l/s) | Velocity (m/s) | Flow/Cap | Link Vol (m³) |
|-------------------|------------|--------------|---------|---------------|----------------|----------|---------------|
| 600 minute winter | S1 | 4.000 | S2 | 0.6 | 0.171 | 0.044 | 0.3165 |
| 600 minute winter | S2 | 4.001 | J3 | 1.2 | 0.194 | 0.086 | 0.1038 |
| 600 minute winter | S3 | 6.000 | SA1 | 1.0 | 0.330 | 0.129 | 0.0959 |
| 600 minute winter | S4 | 1.000 | S5 | 0.6 | 0.223 | 0.043 | 0.0381 |
| 600 minute winter | S5 | 1.001 | J1 | 0.6 | 0.169 | 0.043 | 0.1826 |
| 600 minute winter | S6 | 2.000 | J1 | 0.6 | 0.201 | 0.031 | 0.1087 |
| 600 minute winter | S7 | 3.000 | J2 | 0.7 | 0.279 | 0.028 | 0.1084 |
| 600 minute winter | S8 | 5.000 | J4 | 0.7 | 0.228 | 0.024 | 0.1083 |
| 600 minute winter | S9 | 7.000 | SA3 | 2.1 | 0.375 | 0.158 | 0.1728 |
| 600 minute winter | S10 | 8.000 | SA3 | 2.1 | 0.401 | 0.122 | 0.1013 |
| 600 minute winter | DRIVEWAY 1 | Infiltration | | 0.3 | | | |
| 600 minute winter | DRIVEWAY 2 | Infiltration | | 0.6 | | | |
| 600 minute winter | DRIVEWAY 3 | Infiltration | | 0.3 | | | |
| 600 minute winter | DRIVEWAY 4 | Infiltration | | 0.4 | | | |
| 600 minute winter | DRIVEWAY 5 | Infiltration | | 0.2 | | | |

Results for 100 year +45% CC 600 minute winter. 840 minute analysis at 15 minute timestep. Mass balance: 99.20%

| Node Event | US Node | Peak (mins) | Level (m) | Depth (m) | Inflow (l/s) | Node Vol (m³) | Flood (m³) | Status |
|-------------------|------------|-------------|-----------|-----------|--------------|---------------|------------|------------|
| 600 minute winter | DRIVEWAY 6 | 375 | 2.641 | 0.041 | 0.2 | 0.3661 | 0.0000 | OK |
| 600 minute winter | SA1 | 375 | 2.506 | 0.401 | 5.1 | 0.5076 | 0.0000 | SURCHARGED |
| 600 minute winter | SA2 | 375 | 2.502 | 0.438 | 5.0 | 12.0804 | 0.0000 | OK |
| 600 minute winter | SA3 | 480 | 2.691 | 0.115 | 4.5 | 0.1423 | 0.0000 | OK |
| 600 minute winter | SA4 | 480 | 2.691 | 0.125 | 4.5 | 40.6965 | 0.0000 | OK |
| 600 minute winter | J1 | 375 | 2.509 | 0.281 | 1.2 | 0.3176 | 0.0000 | SURCHARGED |
| 600 minute winter | J2 | 375 | 2.509 | 0.332 | 1.8 | 0.0000 | 0.0000 | SURCHARGED |
| 600 minute winter | J3 | 375 | 2.508 | 0.345 | 3.0 | 0.0000 | 0.0000 | SURCHARGED |
| 600 minute winter | J4 | 375 | 2.508 | 0.375 | 3.7 | 0.0000 | 0.0000 | SURCHARGED |

| Link Event | US Node | Link | DS Node | Outflow (l/s) | Velocity (m/s) | Flow/Cap | Link Vol (m³) |
|-------------------|------------|--------------|---------|---------------|----------------|----------|---------------|
| 600 minute winter | DRIVEWAY 6 | Infiltration | | 0.2 | | | |
| 600 minute winter | SA1 | 1.006 | SA2 | 5.0 | 0.286 | 0.376 | 0.1254 |
| 600 minute winter | SA2 | Infiltration | | 3.7 | | | |
| 600 minute winter | SA3 | 7.001 | SA4 | 4.5 | 0.648 | 0.325 | 0.0248 |
| 600 minute winter | SA4 | Infiltration | | 0.9 | | | |
| 600 minute winter | J1 | 1.002 | J2 | 1.2 | 0.223 | 0.087 | 0.1589 |
| 600 minute winter | J2 | 1.003 | J3 | 1.8 | 0.247 | 0.134 | 0.0417 |
| 600 minute winter | J3 | 1.004 | J4 | 3.0 | 0.170 | 0.225 | 0.0936 |
| 600 minute winter | J4 | 1.005 | SA1 | 3.7 | 0.225 | 0.274 | 0.0859 |

Results for 100 year +45% CC 720 minute summer. 960 minute analysis at 15 minute timestep. Mass balance: 99.23%

| Node Event | US Node | Peak (mins) | Level (m) | Depth (m) | Inflow (l/s) | Node Vol (m³) | Flood (m³) | Status |
|-------------------|------------|-------------|-----------|-----------|--------------|---------------|------------|------------|
| 720 minute summer | S1 | 420 | 2.539 | 0.239 | 0.8 | 0.1017 | 0.0000 | SURCHARGED |
| 720 minute summer | S2 | 420 | 2.539 | 0.341 | 1.6 | 0.1318 | 0.0000 | SURCHARGED |
| 720 minute summer | S3 | 420 | 2.538 | 0.188 | 1.3 | 0.0955 | 0.0000 | SURCHARGED |
| 720 minute summer | S4 | 420 | 2.539 | 0.239 | 0.8 | 0.1019 | 0.0000 | SURCHARGED |
| 720 minute summer | S5 | 420 | 2.539 | 0.252 | 0.8 | 0.0401 | 0.0000 | SURCHARGED |
| 720 minute summer | S6 | 420 | 2.539 | 0.239 | 0.8 | 0.1018 | 0.0000 | SURCHARGED |
| 720 minute summer | S7 | 420 | 2.539 | 0.239 | 1.0 | 0.1174 | 0.0000 | SURCHARGED |
| 720 minute summer | S8 | 420 | 2.537 | 0.237 | 1.0 | 0.1168 | 0.0000 | SURCHARGED |
| 720 minute summer | S9 | 375 | 2.746 | 0.046 | 2.7 | 0.0499 | 0.0000 | OK |
| 720 minute summer | S10 | 375 | 2.740 | 0.040 | 2.7 | 0.0437 | 0.0000 | OK |
| 720 minute summer | DRIVEWAY 1 | 435 | 2.750 | 0.150 | 0.7 | 1.7276 | 0.0000 | OK |
| 720 minute summer | DRIVEWAY 2 | 420 | 2.691 | 0.091 | 1.0 | 1.9016 | 0.0000 | OK |
| 720 minute summer | DRIVEWAY 3 | 390 | 2.645 | 0.045 | 0.4 | 0.5506 | 0.0000 | OK |
| 720 minute summer | DRIVEWAY 4 | 390 | 2.644 | 0.044 | 0.5 | 0.6982 | 0.0000 | OK |
| 720 minute summer | DRIVEWAY 5 | 405 | 2.655 | 0.055 | 0.3 | 0.4908 | 0.0000 | OK |

| Link Event | US Node | Link | DS Node | Outflow (l/s) | Velocity (m/s) | Flow/Cap | Link Vol (m³) |
|-------------------|------------|--------------|---------|---------------|----------------|----------|---------------|
| 720 minute summer | S1 | 4.000 | S2 | 0.8 | 0.171 | 0.058 | 0.3165 |
| 720 minute summer | S2 | 4.001 | J3 | 1.5 | 0.197 | 0.113 | 0.1038 |
| 720 minute summer | S3 | 6.000 | SA1 | 1.3 | 0.338 | 0.166 | 0.0959 |
| 720 minute summer | S4 | 1.000 | S5 | 0.8 | 0.223 | 0.056 | 0.0381 |
| 720 minute summer | S5 | 1.001 | J1 | 0.7 | 0.171 | 0.055 | 0.1826 |
| 720 minute summer | S6 | 2.000 | J1 | 0.8 | 0.201 | 0.040 | 0.1087 |
| 720 minute summer | S7 | 3.000 | J2 | 1.0 | 0.184 | 0.038 | 0.1084 |
| 720 minute summer | S8 | 5.000 | J4 | 1.0 | 0.136 | 0.033 | 0.1083 |
| 720 minute summer | S9 | 7.000 | SA3 | 2.7 | 0.399 | 0.203 | 0.1514 |
| 720 minute summer | S10 | 8.000 | SA3 | 2.7 | 0.425 | 0.156 | 0.0887 |
| 720 minute summer | DRIVEWAY 1 | Infiltration | | 0.3 | | | |
| 720 minute summer | DRIVEWAY 2 | Infiltration | | 0.6 | | | |
| 720 minute summer | DRIVEWAY 3 | Infiltration | | 0.3 | | | |
| 720 minute summer | DRIVEWAY 4 | Infiltration | | 0.4 | | | |
| 720 minute summer | DRIVEWAY 5 | Infiltration | | 0.2 | | | |

Results for 100 year +45% CC 720 minute summer. 960 minute analysis at 15 minute timestep. Mass balance: 99.23%

| Node Event | US Node | Peak (mins) | Level (m) | Depth (m) | Inflow (l/s) | Node Vol (m ³) | Flood (m ³) | Status |
|-------------------|------------|-------------|-----------|-----------|--------------|----------------------------|-------------------------|------------|
| 720 minute summer | DRIVEWAY 6 | 405 | 2.655 | 0.055 | 0.3 | 0.4904 | 0.0000 | OK |
| 720 minute summer | SA1 | 420 | 2.535 | 0.430 | 6.6 | 0.5441 | 0.0000 | SURCHARGED |
| 720 minute summer | SA2 | 435 | 2.531 | 0.467 | 6.6 | 15.3898 | 0.0000 | OK |
| 720 minute summer | SA3 | 540 | 2.676 | 0.100 | 5.8 | 0.1247 | 0.0000 | OK |
| 720 minute summer | SA4 | 540 | 2.676 | 0.110 | 5.8 | 39.9528 | 0.0000 | OK |
| 720 minute summer | J1 | 420 | 2.539 | 0.311 | 1.5 | 0.3517 | 0.0000 | SURCHARGED |
| 720 minute summer | J2 | 420 | 2.539 | 0.362 | 2.4 | 0.0000 | 0.0000 | SURCHARGED |
| 720 minute summer | J3 | 420 | 2.538 | 0.375 | 3.9 | 0.0000 | 0.0000 | SURCHARGED |
| 720 minute summer | J4 | 420 | 2.537 | 0.404 | 4.9 | 0.0000 | 0.0000 | SURCHARGED |

| Link Event | US Node | Link | DS Node | Outflow (l/s) | Velocity (m/s) | Flow/Cap | Link Vol (m ³) |
|-------------------|------------|--------------|---------|---------------|----------------|----------|----------------------------|
| 720 minute summer | DRIVEWAY 6 | Infiltration | | 0.2 | | | |
| 720 minute summer | SA1 | 1.006 | SA2 | 6.6 | 0.374 | 0.491 | 0.1254 |
| 720 minute summer | SA2 | Infiltration | | 3.7 | | | |
| 720 minute summer | SA3 | 7.001 | SA4 | 5.8 | 0.690 | 0.418 | 0.0218 |
| 720 minute summer | SA4 | Infiltration | | 0.9 | | | |
| 720 minute summer | J1 | 1.002 | J2 | 1.5 | 0.227 | 0.111 | 0.1589 |
| 720 minute summer | J2 | 1.003 | J3 | 2.4 | 0.243 | 0.177 | 0.0417 |
| 720 minute summer | J3 | 1.004 | J4 | 3.9 | 0.320 | 0.295 | 0.0936 |
| 720 minute summer | J4 | 1.005 | SA1 | 4.9 | 0.276 | 0.363 | 0.0859 |

Results for 100 year +45% CC 720 minute winter. 960 minute analysis at 15 minute timestep. Mass balance: 99.23%

| Node Event | US Node | Peak (mins) | Level (m) | Depth (m) | Inflow (l/s) | Node Vol (m³) | Flood (m³) | Status |
|-------------------|------------|-------------|-----------|-----------|--------------|---------------|------------|------------|
| 720 minute winter | S1 | 420 | 2.482 | 0.182 | 0.5 | 0.0776 | 0.0000 | SURCHARGED |
| 720 minute winter | S2 | 420 | 2.482 | 0.284 | 1.0 | 0.1099 | 0.0000 | SURCHARGED |
| 720 minute winter | S3 | 420 | 2.482 | 0.132 | 0.9 | 0.0671 | 0.0000 | SURCHARGED |
| 720 minute winter | S4 | 420 | 2.482 | 0.182 | 0.5 | 0.0776 | 0.0000 | SURCHARGED |
| 720 minute winter | S5 | 420 | 2.482 | 0.195 | 0.5 | 0.0310 | 0.0000 | SURCHARGED |
| 720 minute winter | S6 | 420 | 2.482 | 0.182 | 0.5 | 0.0776 | 0.0000 | SURCHARGED |
| 720 minute winter | S7 | 420 | 2.482 | 0.182 | 0.6 | 0.0896 | 0.0000 | SURCHARGED |
| 720 minute winter | S8 | 420 | 2.481 | 0.181 | 0.6 | 0.0891 | 0.0000 | SURCHARGED |
| 720 minute winter | S9 | 375 | 2.737 | 0.037 | 1.8 | 0.0406 | 0.0000 | OK |
| 720 minute winter | S10 | 375 | 2.733 | 0.033 | 1.8 | 0.0357 | 0.0000 | OK |
| 720 minute winter | DRIVEWAY 1 | 450 | 2.698 | 0.098 | 0.4 | 1.1222 | 0.0000 | OK |
| 720 minute winter | DRIVEWAY 2 | 420 | 2.649 | 0.049 | 0.6 | 1.0232 | 0.0000 | OK |
| 720 minute winter | DRIVEWAY 3 | 390 | 2.639 | 0.039 | 0.3 | 0.4778 | 0.0000 | OK |
| 720 minute winter | DRIVEWAY 4 | 435 | 2.633 | 0.033 | 0.3 | 0.5168 | 0.0000 | OK |
| 720 minute winter | DRIVEWAY 5 | 435 | 2.641 | 0.041 | 0.2 | 0.3662 | 0.0000 | OK |

| Link Event | US Node | Link | DS Node | Outflow (l/s) | Velocity (m/s) | Flow/Cap | Link Vol (m³) |
|-------------------|------------|--------------|---------|---------------|----------------|----------|---------------|
| 720 minute winter | S1 | 4.000 | S2 | 0.5 | 0.171 | 0.037 | 0.3165 |
| 720 minute winter | S2 | 4.001 | J3 | 1.0 | 0.197 | 0.073 | 0.1038 |
| 720 minute winter | S3 | 6.000 | SA1 | 0.9 | 0.338 | 0.117 | 0.0959 |
| 720 minute winter | S4 | 1.000 | S5 | 0.5 | 0.223 | 0.036 | 0.0381 |
| 720 minute winter | S5 | 1.001 | J1 | 0.5 | 0.171 | 0.037 | 0.1826 |
| 720 minute winter | S6 | 2.000 | J1 | 0.5 | 0.201 | 0.026 | 0.1087 |
| 720 minute winter | S7 | 3.000 | J2 | 0.6 | 0.184 | 0.024 | 0.1084 |
| 720 minute winter | S8 | 5.000 | J4 | 0.6 | 0.136 | 0.020 | 0.1083 |
| 720 minute winter | S9 | 7.000 | SA3 | 1.8 | 0.359 | 0.136 | 0.1566 |
| 720 minute winter | S10 | 8.000 | SA3 | 1.8 | 0.384 | 0.104 | 0.0917 |
| 720 minute winter | DRIVEWAY 1 | Infiltration | | 0.3 | | | |
| 720 minute winter | DRIVEWAY 2 | Infiltration | | 0.6 | | | |
| 720 minute winter | DRIVEWAY 3 | Infiltration | | 0.3 | | | |
| 720 minute winter | DRIVEWAY 4 | Infiltration | | 0.3 | | | |
| 720 minute winter | DRIVEWAY 5 | Infiltration | | 0.2 | | | |

Results for 100 year +45% CC 720 minute winter. 960 minute analysis at 15 minute timestep. Mass balance: 99.23%

| Node Event | US Node | Peak (mins) | Level (m) | Depth (m) | Inflow (l/s) | Node Vol (m³) | Flood (m³) | Status |
|-------------------|------------|-------------|-----------|-----------|--------------|---------------|------------|------------|
| 720 minute winter | DRIVEWAY 6 | 435 | 2.641 | 0.041 | 0.2 | 0.3662 | 0.0000 | OK |
| 720 minute winter | SA1 | 435 | 2.480 | 0.375 | 4.3 | 0.4738 | 0.0000 | SURCHARGED |
| 720 minute winter | SA2 | 435 | 2.475 | 0.411 | 4.3 | 9.0487 | 0.0000 | OK |
| 720 minute winter | SA3 | 570 | 2.680 | 0.104 | 3.9 | 0.1288 | 0.0000 | OK |
| 720 minute winter | SA4 | 570 | 2.680 | 0.114 | 3.9 | 40.1256 | 0.0000 | OK |
| 720 minute winter | J1 | 420 | 2.482 | 0.254 | 1.0 | 0.2875 | 0.0000 | SURCHARGED |
| 720 minute winter | J2 | 420 | 2.482 | 0.305 | 1.6 | 0.0000 | 0.0000 | SURCHARGED |
| 720 minute winter | J3 | 420 | 2.482 | 0.319 | 2.6 | 0.0000 | 0.0000 | SURCHARGED |
| 720 minute winter | J4 | 420 | 2.481 | 0.348 | 3.1 | 0.0000 | 0.0000 | SURCHARGED |

| Link Event | US Node | Link | DS Node | Outflow (l/s) | Velocity (m/s) | Flow/Cap | Link Vol (m³) |
|-------------------|------------|--------------|---------|---------------|----------------|----------|---------------|
| 720 minute winter | DRIVEWAY 6 | Infiltration | | 0.2 | | | |
| 720 minute winter | SA1 | 1.006 | SA2 | 4.3 | 0.245 | 0.322 | 0.1254 |
| 720 minute winter | SA2 | Infiltration | | 3.6 | | | |
| 720 minute winter | SA3 | 7.001 | SA4 | 3.9 | 0.625 | 0.283 | 0.0225 |
| 720 minute winter | SA4 | Infiltration | | 0.9 | | | |
| 720 minute winter | J1 | 1.002 | J2 | 1.0 | 0.227 | 0.074 | 0.1589 |
| 720 minute winter | J2 | 1.003 | J3 | 1.6 | 0.243 | 0.115 | 0.0417 |
| 720 minute winter | J3 | 1.004 | J4 | 2.6 | 0.320 | 0.192 | 0.0936 |
| 720 minute winter | J4 | 1.005 | SA1 | 3.1 | 0.179 | 0.235 | 0.0859 |

Results for 100 year +45% CC 960 minute summer. 1200 minute analysis at 15 minute timestep. Mass balance: 99.27%

| Node Event | US Node | Peak (mins) | Level (m) | Depth (m) | Inflow (l/s) | Node Vol (m ³) | Flood (m ³) | Status |
|-------------------|------------|-------------|-----------|-----------|--------------|----------------------------|-------------------------|------------|
| 960 minute summer | S1 | 540 | 2.498 | 0.198 | 0.6 | 0.0842 | 0.0000 | SURCHARGED |
| 960 minute summer | S2 | 540 | 2.498 | 0.300 | 1.2 | 0.1160 | 0.0000 | SURCHARGED |
| 960 minute summer | S3 | 540 | 2.498 | 0.148 | 1.1 | 0.0752 | 0.0000 | SURCHARGED |
| 960 minute summer | S4 | 540 | 2.498 | 0.198 | 0.6 | 0.0843 | 0.0000 | SURCHARGED |
| 960 minute summer | S5 | 540 | 2.498 | 0.211 | 0.6 | 0.0335 | 0.0000 | SURCHARGED |
| 960 minute summer | S6 | 540 | 2.498 | 0.198 | 0.6 | 0.0843 | 0.0000 | SURCHARGED |
| 960 minute summer | S7 | 540 | 2.498 | 0.198 | 0.8 | 0.0973 | 0.0000 | SURCHARGED |
| 960 minute summer | S8 | 540 | 2.497 | 0.197 | 0.8 | 0.0968 | 0.0000 | SURCHARGED |
| 960 minute summer | S9 | 495 | 2.740 | 0.040 | 2.1 | 0.0439 | 0.0000 | OK |
| 960 minute summer | S10 | 495 | 2.735 | 0.035 | 2.1 | 0.0385 | 0.0000 | OK |
| 960 minute summer | DRIVEWAY 1 | 555 | 2.708 | 0.108 | 0.5 | 1.2365 | 0.0000 | OK |
| 960 minute summer | DRIVEWAY 2 | 525 | 2.660 | 0.060 | 0.8 | 1.2528 | 0.0000 | OK |
| 960 minute summer | DRIVEWAY 3 | 525 | 2.642 | 0.042 | 0.3 | 0.5100 | 0.0000 | OK |
| 960 minute summer | DRIVEWAY 4 | 510 | 2.640 | 0.040 | 0.4 | 0.6242 | 0.0000 | OK |
| 960 minute summer | DRIVEWAY 5 | 540 | 2.641 | 0.041 | 0.2 | 0.3611 | 0.0000 | OK |

| Link Event | US Node | Link | DS Node | Outflow (l/s) | Velocity (m/s) | Flow/Cap | Link Vol (m ³) |
|-------------------|------------|--------------|---------|---------------|----------------|----------|----------------------------|
| 960 minute summer | S1 | 4.000 | S2 | 0.6 | 0.171 | 0.044 | 0.3165 |
| 960 minute summer | S2 | 4.001 | J3 | 1.2 | 0.197 | 0.086 | 0.1038 |
| 960 minute summer | S3 | 6.000 | SA1 | 1.1 | 0.330 | 0.142 | 0.0959 |
| 960 minute summer | S4 | 1.000 | S5 | 0.6 | 0.223 | 0.043 | 0.0381 |
| 960 minute summer | S5 | 1.001 | J1 | 0.6 | 0.171 | 0.043 | 0.1826 |
| 960 minute summer | S6 | 2.000 | J1 | 0.6 | 0.201 | 0.031 | 0.1087 |
| 960 minute summer | S7 | 3.000 | J2 | 0.8 | 0.184 | 0.031 | 0.1084 |
| 960 minute summer | S8 | 5.000 | J4 | 0.8 | 0.134 | 0.027 | 0.1083 |
| 960 minute summer | S9 | 7.000 | SA3 | 2.1 | 0.375 | 0.158 | 0.1242 |
| 960 minute summer | S10 | 8.000 | SA3 | 2.1 | 0.401 | 0.122 | 0.0697 |
| 960 minute summer | DRIVEWAY 1 | Infiltration | | 0.3 | | | |
| 960 minute summer | DRIVEWAY 2 | Infiltration | | 0.6 | | | |
| 960 minute summer | DRIVEWAY 3 | Infiltration | | 0.3 | | | |
| 960 minute summer | DRIVEWAY 4 | Infiltration | | 0.4 | | | |
| 960 minute summer | DRIVEWAY 5 | Infiltration | | 0.2 | | | |

Results for 100 year +45% CC 960 minute summer. 1200 minute analysis at 15 minute timestep. Mass balance: 99.27%

| Node Event | US Node | Peak (mins) | Level (m) | Depth (m) | Inflow (l/s) | Node Vol (m³) | Flood (m³) | Status |
|-------------------|------------|-------------|-----------|-----------|--------------|---------------|------------|------------|
| 960 minute summer | DRIVEWAY 6 | 540 | 2.641 | 0.041 | 0.2 | 0.3611 | 0.0000 | OK |
| 960 minute summer | SA1 | 540 | 2.495 | 0.390 | 5.3 | 0.4937 | 0.0000 | SURCHARGED |
| 960 minute summer | SA2 | 540 | 2.491 | 0.427 | 5.3 | 10.8265 | 0.0000 | OK |
| 960 minute summer | SA3 | 495 | 2.642 | 0.066 | 4.5 | 0.0822 | 0.0000 | OK |
| 960 minute summer | SA4 | 675 | 2.637 | 0.071 | 4.5 | 37.8655 | 0.0000 | OK |
| 960 minute summer | J1 | 540 | 2.498 | 0.270 | 1.2 | 0.3052 | 0.0000 | SURCHARGED |
| 960 minute summer | J2 | 540 | 2.498 | 0.321 | 1.9 | 0.0000 | 0.0000 | SURCHARGED |
| 960 minute summer | J3 | 540 | 2.498 | 0.335 | 3.1 | 0.0000 | 0.0000 | SURCHARGED |
| 960 minute summer | J4 | 540 | 2.497 | 0.364 | 3.8 | 0.0000 | 0.0000 | SURCHARGED |

| Link Event | US Node | Link | DS Node | Outflow (l/s) | Velocity (m/s) | Flow/Cap | Link Vol (m³) |
|-------------------|------------|--------------|---------|---------------|----------------|----------|---------------|
| 960 minute summer | DRIVEWAY 6 | Infiltration | | 0.2 | | | |
| 960 minute summer | SA1 | 1.006 | SA2 | 5.3 | 0.300 | 0.394 | 0.1254 |
| 960 minute summer | SA2 | Infiltration | | 3.7 | | | |
| 960 minute summer | SA3 | 7.001 | SA4 | 4.5 | 0.648 | 0.325 | 0.0122 |
| 960 minute summer | SA4 | Infiltration | | 0.9 | | | |
| 960 minute summer | J1 | 1.002 | J2 | 1.2 | 0.227 | 0.087 | 0.1589 |
| 960 minute summer | J2 | 1.003 | J3 | 1.9 | 0.243 | 0.140 | 0.0417 |
| 960 minute summer | J3 | 1.004 | J4 | 3.1 | 0.317 | 0.230 | 0.0936 |
| 960 minute summer | J4 | 1.005 | SA1 | 3.8 | 0.335 | 0.285 | 0.0859 |

Results for 100 year +45% CC 960 minute winter. 1200 minute analysis at 15 minute timestep. Mass balance: 99.27%

| Node Event | US Node | Peak (mins) | Level (m) | Depth (m) | Inflow (l/s) | Node Vol (m ³) | Flood (m ³) | Status |
|-------------------|------------|-------------|-----------|-----------|--------------|----------------------------|-------------------------|------------|
| 960 minute winter | S1 | 525 | 2.455 | 0.155 | 0.4 | 0.0661 | 0.0000 | SURCHARGED |
| 960 minute winter | S2 | 525 | 2.455 | 0.257 | 0.8 | 0.0995 | 0.0000 | SURCHARGED |
| 960 minute winter | S3 | 525 | 2.455 | 0.105 | 0.7 | 0.0532 | 0.0000 | SURCHARGED |
| 960 minute winter | S4 | 525 | 2.455 | 0.155 | 0.4 | 0.0662 | 0.0000 | SURCHARGED |
| 960 minute winter | S5 | 525 | 2.455 | 0.168 | 0.4 | 0.0268 | 0.0000 | SURCHARGED |
| 960 minute winter | S6 | 525 | 2.455 | 0.155 | 0.4 | 0.0662 | 0.0000 | SURCHARGED |
| 960 minute winter | S7 | 525 | 2.455 | 0.155 | 0.5 | 0.0763 | 0.0000 | SURCHARGED |
| 960 minute winter | S8 | 525 | 2.454 | 0.154 | 0.5 | 0.0759 | 0.0000 | SURCHARGED |
| 960 minute winter | S9 | 480 | 2.733 | 0.033 | 1.4 | 0.0358 | 0.0000 | OK |
| 960 minute winter | S10 | 480 | 2.729 | 0.029 | 1.4 | 0.0315 | 0.0000 | OK |
| 960 minute winter | DRIVEWAY 1 | 525 | 2.665 | 0.065 | 0.4 | 0.7507 | 0.0000 | OK |
| 960 minute winter | DRIVEWAY 2 | 540 | 2.641 | 0.041 | 0.5 | 0.8529 | 0.0000 | OK |
| 960 minute winter | DRIVEWAY 3 | 585 | 2.629 | 0.029 | 0.2 | 0.3546 | 0.0000 | OK |
| 960 minute winter | DRIVEWAY 4 | 510 | 2.630 | 0.030 | 0.3 | 0.4702 | 0.0000 | OK |
| 960 minute winter | DRIVEWAY 5 | 510 | 2.635 | 0.035 | 0.2 | 0.3140 | 0.0000 | OK |

| Link Event | US Node | Link | DS Node | Outflow (l/s) | Velocity (m/s) | Flow/Cap | Link Vol (m ³) |
|-------------------|------------|--------------|---------|---------------|----------------|----------|----------------------------|
| 960 minute winter | S1 | 4.000 | S2 | 0.4 | 0.171 | 0.030 | 0.3165 |
| 960 minute winter | S2 | 4.001 | J3 | 0.8 | 0.197 | 0.059 | 0.1038 |
| 960 minute winter | S3 | 6.000 | SA1 | 0.7 | 0.338 | 0.092 | 0.0959 |
| 960 minute winter | S4 | 1.000 | S5 | 0.4 | 0.223 | 0.029 | 0.0381 |
| 960 minute winter | S5 | 1.001 | J1 | 0.4 | 0.171 | 0.030 | 0.1826 |
| 960 minute winter | S6 | 2.000 | J1 | 0.4 | 0.201 | 0.021 | 0.1087 |
| 960 minute winter | S7 | 3.000 | J2 | 0.5 | 0.184 | 0.020 | 0.1084 |
| 960 minute winter | S8 | 5.000 | J4 | 0.5 | 0.136 | 0.017 | 0.1083 |
| 960 minute winter | S9 | 7.000 | SA3 | 1.4 | 0.339 | 0.106 | 0.0922 |
| 960 minute winter | S10 | 8.000 | SA3 | 1.4 | 0.362 | 0.081 | 0.0517 |
| 960 minute winter | DRIVEWAY 1 | Infiltration | | 0.3 | | | |
| 960 minute winter | DRIVEWAY 2 | Infiltration | | 0.5 | | | |
| 960 minute winter | DRIVEWAY 3 | Infiltration | | 0.2 | | | |
| 960 minute winter | DRIVEWAY 4 | Infiltration | | 0.3 | | | |
| 960 minute winter | DRIVEWAY 5 | Infiltration | | 0.2 | | | |

Results for 100 year +45% CC 960 minute winter. 1200 minute analysis at 15 minute timestep. Mass balance: 99.27%

| Node Event | US Node | Peak (mins) | Level (m) | Depth (m) | Inflow (l/s) | Node Vol (m³) | Flood (m³) | Status |
|-------------------|------------|-------------|-----------|-----------|--------------|---------------|------------|------------|
| 960 minute winter | DRIVEWAY 6 | 510 | 2.635 | 0.035 | 0.2 | 0.3140 | 0.0000 | OK |
| 960 minute winter | SA1 | 525 | 2.453 | 0.348 | 3.6 | 0.4398 | 0.0000 | SURCHARGED |
| 960 minute winter | SA2 | 525 | 2.449 | 0.385 | 3.6 | 6.0108 | 0.0000 | OK |
| 960 minute winter | SA3 | 480 | 2.629 | 0.053 | 3.0 | 0.0655 | 0.0000 | OK |
| 960 minute winter | SA4 | 705 | 2.627 | 0.061 | 3.0 | 37.3866 | 0.0000 | OK |
| 960 minute winter | J1 | 525 | 2.455 | 0.227 | 0.8 | 0.2570 | 0.0000 | SURCHARGED |
| 960 minute winter | J2 | 525 | 2.455 | 0.278 | 1.3 | 0.0000 | 0.0000 | SURCHARGED |
| 960 minute winter | J3 | 525 | 2.455 | 0.292 | 2.1 | 0.0000 | 0.0000 | SURCHARGED |
| 960 minute winter | J4 | 525 | 2.454 | 0.321 | 2.6 | 0.0000 | 0.0000 | SURCHARGED |

| Link Event | US Node | Link | DS Node | Outflow (l/s) | Velocity (m/s) | Flow/Cap | Link Vol (m³) |
|-------------------|------------|--------------|---------|---------------|----------------|----------|---------------|
| 960 minute winter | DRIVEWAY 6 | Infiltration | | 0.2 | | | |
| 960 minute winter | SA1 | 1.006 | SA2 | 3.6 | 0.204 | 0.267 | 0.1254 |
| 960 minute winter | SA2 | Infiltration | | 3.5 | | | |
| 960 minute winter | SA3 | 7.001 | SA4 | 3.0 | 0.583 | 0.218 | 0.0100 |
| 960 minute winter | SA4 | Infiltration | | 0.9 | | | |
| 960 minute winter | J1 | 1.002 | J2 | 0.8 | 0.227 | 0.061 | 0.1589 |
| 960 minute winter | J2 | 1.003 | J3 | 1.3 | 0.243 | 0.096 | 0.0417 |
| 960 minute winter | J3 | 1.004 | J4 | 2.1 | 0.320 | 0.159 | 0.0936 |
| 960 minute winter | J4 | 1.005 | SA1 | 2.6 | 0.160 | 0.195 | 0.0859 |

Results for 100 year +45% CC 1440 minute summer. 1680 minute analysis at 30 minute timestep. Mass balance: 99.29%

| Node Event | US Node | Peak (mins) | Level (m) | Depth (m) | Inflow (l/s) | Node Vol (m ³) | Flood (m ³) | Status |
|--------------------|------------|-------------|-----------|-----------|--------------|----------------------------|-------------------------|------------|
| 1440 minute summer | S1 | 750 | 2.456 | 0.156 | 0.4 | 0.0663 | 0.0000 | SURCHARGED |
| 1440 minute summer | S2 | 750 | 2.455 | 0.257 | 0.8 | 0.0996 | 0.0000 | SURCHARGED |
| 1440 minute summer | S3 | 750 | 2.456 | 0.106 | 0.8 | 0.0537 | 0.0000 | SURCHARGED |
| 1440 minute summer | S4 | 750 | 2.456 | 0.156 | 0.4 | 0.0663 | 0.0000 | SURCHARGED |
| 1440 minute summer | S5 | 750 | 2.456 | 0.169 | 0.4 | 0.0268 | 0.0000 | SURCHARGED |
| 1440 minute summer | S6 | 750 | 2.456 | 0.156 | 0.4 | 0.0663 | 0.0000 | SURCHARGED |
| 1440 minute summer | S7 | 750 | 2.455 | 0.155 | 0.5 | 0.0765 | 0.0000 | SURCHARGED |
| 1440 minute summer | S8 | 750 | 2.455 | 0.155 | 0.5 | 0.0760 | 0.0000 | SURCHARGED |
| 1440 minute summer | S9 | 750 | 2.734 | 0.034 | 1.5 | 0.0371 | 0.0000 | OK |
| 1440 minute summer | S10 | 750 | 2.730 | 0.030 | 1.5 | 0.0326 | 0.0000 | OK |
| 1440 minute summer | DRIVEWAY 1 | 780 | 2.670 | 0.070 | 0.4 | 0.8003 | 0.0000 | OK |
| 1440 minute summer | DRIVEWAY 2 | 750 | 2.639 | 0.039 | 0.5 | 0.8163 | 0.0000 | OK |
| 1440 minute summer | DRIVEWAY 3 | 780 | 2.629 | 0.029 | 0.2 | 0.3496 | 0.0000 | OK |
| 1440 minute summer | DRIVEWAY 4 | 750 | 2.631 | 0.031 | 0.3 | 0.4795 | 0.0000 | OK |
| 1440 minute summer | DRIVEWAY 5 | 750 | 2.637 | 0.037 | 0.2 | 0.3244 | 0.0000 | OK |

| Link Event | US Node | Link | DS Node | Outflow (l/s) | Velocity (m/s) | Flow/Cap | Link Vol (m ³) |
|--------------------|------------|--------------|---------|---------------|----------------|----------|----------------------------|
| 1440 minute summer | S1 | 4.000 | S2 | 0.4 | 0.023 | 0.030 | 0.3165 |
| 1440 minute summer | S2 | 4.001 | J3 | 0.8 | 0.046 | 0.059 | 0.1038 |
| 1440 minute summer | S3 | 6.000 | SA1 | 0.8 | 0.338 | 0.105 | 0.0959 |
| 1440 minute summer | S4 | 1.000 | S5 | 0.4 | 0.023 | 0.029 | 0.0381 |
| 1440 minute summer | S5 | 1.001 | J1 | 0.4 | 0.023 | 0.030 | 0.1826 |
| 1440 minute summer | S6 | 2.000 | J1 | 0.4 | 0.023 | 0.021 | 0.1087 |
| 1440 minute summer | S7 | 3.000 | J2 | 0.5 | 0.090 | 0.020 | 0.1084 |
| 1440 minute summer | S8 | 5.000 | J4 | 0.5 | 0.028 | 0.017 | 0.1083 |
| 1440 minute summer | S9 | 7.000 | SA3 | 1.5 | 0.345 | 0.113 | 0.0968 |
| 1440 minute summer | S10 | 8.000 | SA3 | 1.5 | 0.369 | 0.087 | 0.0543 |
| 1440 minute summer | DRIVEWAY 1 | Infiltration | | 0.3 | | | |
| 1440 minute summer | DRIVEWAY 2 | Infiltration | | 0.5 | | | |
| 1440 minute summer | DRIVEWAY 3 | Infiltration | | 0.2 | | | |
| 1440 minute summer | DRIVEWAY 4 | Infiltration | | 0.3 | | | |
| 1440 minute summer | DRIVEWAY 5 | Infiltration | | 0.2 | | | |

Results for 100 year +45% CC 1440 minute summer. 1680 minute analysis at 30 minute timestep. Mass balance: 99.29%

| Node Event | US Node | Peak (mins) | Level (m) | Depth (m) | Inflow (l/s) | Node Vol (m³) | Flood (m³) | Status |
|--------------------|------------|-------------|-----------|-----------|--------------|---------------|------------|------------|
| 1440 minute summer | DRIVEWAY 6 | 750 | 2.637 | 0.037 | 0.2 | 0.3244 | 0.0000 | OK |
| 1440 minute summer | SA1 | 750 | 2.453 | 0.348 | 3.7 | 0.4404 | 0.0000 | SURCHARGED |
| 1440 minute summer | SA2 | 750 | 2.449 | 0.385 | 3.7 | 6.0099 | 0.0000 | OK |
| 1440 minute summer | SA3 | 750 | 2.631 | 0.055 | 3.2 | 0.0679 | 0.0000 | OK |
| 1440 minute summer | SA4 | 960 | 2.563 | -0.003 | 3.2 | 34.0362 | 0.0000 | OK |
| 1440 minute summer | J1 | 750 | 2.456 | 0.228 | 0.8 | 0.2575 | 0.0000 | SURCHARGED |
| 1440 minute summer | J2 | 750 | 2.455 | 0.278 | 1.3 | 0.0000 | 0.0000 | SURCHARGED |
| 1440 minute summer | J3 | 750 | 2.455 | 0.292 | 2.1 | 0.0000 | 0.0000 | SURCHARGED |
| 1440 minute summer | J4 | 750 | 2.454 | 0.321 | 2.6 | 0.0000 | 0.0000 | SURCHARGED |

| Link Event | US Node | Link | DS Node | Outflow (l/s) | Velocity (m/s) | Flow/Cap | Link Vol (m³) |
|--------------------|------------|--------------|---------|---------------|----------------|----------|---------------|
| 1440 minute summer | DRIVEWAY 6 | Infiltration | | 0.2 | | | |
| 1440 minute summer | SA1 | 1.006 | SA2 | 3.7 | 0.209 | 0.274 | 0.1254 |
| 1440 minute summer | SA2 | Infiltration | | 3.5 | | | |
| 1440 minute summer | SA3 | 7.001 | SA4 | 3.2 | 0.593 | 0.232 | 0.0089 |
| 1440 minute summer | SA4 | Infiltration | | 0.9 | | | |
| 1440 minute summer | J1 | 1.002 | J2 | 0.8 | 0.046 | 0.061 | 0.1589 |
| 1440 minute summer | J2 | 1.003 | J3 | 1.3 | 0.073 | 0.095 | 0.0417 |
| 1440 minute summer | J3 | 1.004 | J4 | 2.1 | 0.119 | 0.157 | 0.0936 |
| 1440 minute summer | J4 | 1.005 | SA1 | 2.6 | 0.147 | 0.193 | 0.0859 |

Results for 100 year +45% CC 1440 minute winter. 1680 minute analysis at 30 minute timestep. Mass balance: 99.32%

| Node Event | US Node | Peak (mins) | Level (m) | Depth (m) | Inflow (l/s) | Node Vol (m ³) | Flood (m ³) | Status |
|--------------------|------------|-------------|-----------|-----------|--------------|----------------------------|-------------------------|------------|
| 1440 minute winter | S1 | 750 | 2.440 | 0.140 | 0.3 | 0.0598 | 0.0000 | OK |
| 1440 minute winter | S2 | 750 | 2.440 | 0.242 | 0.6 | 0.0937 | 0.0000 | SURCHARGED |
| 1440 minute winter | S3 | 750 | 2.440 | 0.090 | 0.5 | 0.0456 | 0.0000 | OK |
| 1440 minute winter | S4 | 750 | 2.440 | 0.140 | 0.3 | 0.0598 | 0.0000 | OK |
| 1440 minute winter | S5 | 750 | 2.440 | 0.153 | 0.3 | 0.0244 | 0.0000 | SURCHARGED |
| 1440 minute winter | S6 | 750 | 2.440 | 0.140 | 0.3 | 0.0598 | 0.0000 | OK |
| 1440 minute winter | S7 | 750 | 2.440 | 0.140 | 0.4 | 0.0690 | 0.0000 | OK |
| 1440 minute winter | S8 | 750 | 2.440 | 0.140 | 0.4 | 0.0687 | 0.0000 | OK |
| 1440 minute winter | S9 | 720 | 2.728 | 0.028 | 1.0 | 0.0303 | 0.0000 | OK |
| 1440 minute winter | S10 | 720 | 2.724 | 0.024 | 1.0 | 0.0267 | 0.0000 | OK |
| 1440 minute winter | DRIVEWAY 1 | 750 | 2.644 | 0.044 | 0.3 | 0.5039 | 0.0000 | OK |
| 1440 minute winter | DRIVEWAY 2 | 750 | 2.631 | 0.031 | 0.4 | 0.6500 | 0.0000 | OK |
| 1440 minute winter | DRIVEWAY 3 | 960 | 2.615 | 0.015 | 0.1 | 0.1775 | 0.0000 | OK |
| 1440 minute winter | DRIVEWAY 4 | 810 | 2.622 | 0.022 | 0.2 | 0.3455 | 0.0000 | OK |
| 1440 minute winter | DRIVEWAY 5 | 960 | 2.621 | 0.021 | 0.1 | 0.1846 | 0.0000 | OK |


| Link Event | US Node | Link | DS Node | Outflow (l/s) | Velocity (m/s) | Flow/Cap | Link Vol (m ³) |
|--------------------|------------|--------------|---------|---------------|----------------|----------|----------------------------|
| 1440 minute winter | S1 | 4.000 | S2 | 0.3 | 0.023 | 0.023 | 0.3122 |
| 1440 minute winter | S2 | 4.001 | J3 | 0.6 | 0.034 | 0.044 | 0.1038 |
| 1440 minute winter | S3 | 6.000 | SA1 | 0.5 | 0.334 | 0.066 | 0.0933 |
| 1440 minute winter | S4 | 1.000 | S5 | 0.3 | 0.222 | 0.022 | 0.0376 |
| 1440 minute winter | S5 | 1.001 | J1 | 0.3 | 0.043 | 0.023 | 0.1826 |
| 1440 minute winter | S6 | 2.000 | J1 | 0.3 | 0.047 | 0.016 | 0.1073 |
| 1440 minute winter | S7 | 3.000 | J2 | 0.4 | 0.276 | 0.016 | 0.1069 |
| 1440 minute winter | S8 | 5.000 | J4 | 0.4 | 0.216 | 0.014 | 0.1067 |
| 1440 minute winter | S9 | 7.000 | SA3 | 1.0 | 0.313 | 0.075 | 0.0714 |
| 1440 minute winter | S10 | 8.000 | SA3 | 1.0 | 0.334 | 0.058 | 0.0400 |
| 1440 minute winter | DRIVEWAY 1 | Infiltration | | 0.3 | | | |
| 1440 minute winter | DRIVEWAY 2 | Infiltration | | 0.4 | | | |
| 1440 minute winter | DRIVEWAY 3 | Infiltration | | 0.1 | | | |
| 1440 minute winter | DRIVEWAY 4 | Infiltration | | 0.2 | | | |
| 1440 minute winter | DRIVEWAY 5 | Infiltration | | 0.1 | | | |

Results for 100 year +45% CC 1440 minute winter. 1680 minute analysis at 30 minute timestep. Mass balance: 99.32%

| Node Event | US Node | Peak (mins) | Level (m) | Depth (m) | Inflow (l/s) | Node Vol (m ³) | Flood (m ³) | Status |
|--------------------|------------|-------------|-----------|-----------|--------------|----------------------------|-------------------------|------------|
| 1440 minute winter | DRIVEWAY 6 | 960 | 2.621 | 0.021 | 0.1 | 0.1846 | 0.0000 | OK |
| 1440 minute winter | SA1 | 750 | 2.439 | 0.334 | 2.7 | 0.4223 | 0.0000 | SURCHARGED |
| 1440 minute winter | SA2 | 750 | 2.436 | 0.372 | 2.7 | 4.6123 | 0.0000 | OK |
| 1440 minute winter | SA3 | 720 | 2.620 | 0.044 | 2.1 | 0.0541 | 0.0000 | OK |
| 1440 minute winter | SA4 | 1020 | 2.527 | -0.039 | 2.1 | 32.1521 | 0.0000 | OK |
| 1440 minute winter | J1 | 750 | 2.440 | 0.212 | 0.6 | 0.2402 | 0.0000 | SURCHARGED |
| 1440 minute winter | J2 | 750 | 2.440 | 0.263 | 1.0 | 0.0000 | 0.0000 | SURCHARGED |
| 1440 minute winter | J3 | 750 | 2.440 | 0.277 | 1.6 | 0.0000 | 0.0000 | SURCHARGED |
| 1440 minute winter | J4 | 750 | 2.440 | 0.307 | 2.0 | 0.0000 | 0.0000 | SURCHARGED |

| Link Event | US Node | Link | DS Node | Outflow (l/s) | Velocity (m/s) | Flow/Cap | Link Vol (m ³) |
|--------------------|------------|--------------|---------|---------------|----------------|----------|----------------------------|
| 1440 minute winter | DRIVEWAY 6 | Infiltration | | 0.1 | | | |
| 1440 minute winter | SA1 | 1.006 | SA2 | 2.7 | 0.153 | 0.201 | 0.1254 |
| 1440 minute winter | SA2 | Infiltration | | 2.6 | | | |
| 1440 minute winter | SA3 | 7.001 | SA4 | 2.1 | 0.530 | 0.152 | 0.0065 |
| 1440 minute winter | SA4 | Infiltration | | 0.8 | | | |
| 1440 minute winter | J1 | 1.002 | J2 | 0.6 | 0.034 | 0.045 | 0.1589 |
| 1440 minute winter | J2 | 1.003 | J3 | 1.0 | 0.223 | 0.073 | 0.0417 |
| 1440 minute winter | J3 | 1.004 | J4 | 1.6 | 0.165 | 0.120 | 0.0936 |
| 1440 minute winter | J4 | 1.005 | SA1 | 2.0 | 0.113 | 0.149 | 0.0859 |

| Node Name | S4 | S5 | J1 | J2 | J3 | J4 | SA1 | SA2 |
|------------------|-------|--------|-------|-------|-------|-------|-------|-------|
| | | | | | | | | |
| A4 drawing | | | | | | | | |
| Hor Scale 500 | | | | | | | | |
| Ver Scale 100 | | | | | | | | |
| Datum (m) -3.000 | | | | | | | | |
| Link Name | 1.0 | 1.001 | 1.002 | 1.0 | 1.004 | 1.005 | 1.006 | |
| Section Type | 150 | 150mm | 150mm | 150 | 150mm | 150mm | 150mm | |
| Slope (1:X) | 166 | 175.8 | 177.0 | 166 | 177.3 | 174.3 | 173.8 | |
| Cover Level (m) | 2.900 | 2.900 | 2.900 | 2.900 | 2.900 | 2.900 | 2.850 | 2.850 |
| Invert Level (m) | 2.280 | 2.287 | 2.228 | 2.228 | 2.177 | 2.163 | 2.133 | 2.105 |
| Length (m) | 2.1 | 10.373 | 9.025 | 2.3 | 5.319 | 4.881 | 7.125 | |

| Node Name | S6 | J1 |
|---|-------|-------|
|  | | |
| A4 drawing | | |
| Hor Scale 500 | | |
| Ver Scale 100 | | |
| Datum (m) -3.000 | | |
| Link Name | 2.000 | |
| Section Type | 150mm | |
| Slope (1:X) | 85.8 | |
| Cover Level (m) | 2.900 | 2.900 |
| Invert Level (m) | 2.300 | 2.228 |
| Length (m) | 6.177 | |

| Node Name | S7 | J2 |
|------------------|-------|-------|
| | | |
| A4 drawing | | |
| Hor Scale 500 | | |
| Ver Scale 100 | | |
| Datum (m) -3.000 | | |
| Link Name | 3.000 | |
| Section Type | 150mm | |
| Slope (1:X) | 50.1 | |
| Cover Level (m) | 2.900 | 2.900 |
| Invert Level (m) | 2.300 | 2.177 |
| Length (m) | 6.158 | |

| Node Name | S1 | S2 | J3 |
|------------------|--------|----------------|-------|
| | | | |
| A4 drawing | | | |
| Hor Scale 500 | | | |
| Ver Scale 100 | | | |
| Datum (m) -3.000 | | | |
| Link Name | 4.000 | 4.001 | |
| Section Type | 150mm | 150mm | |
| Slope (1:X) | 176.2 | 168.5 | |
| Cover Level (m) | 2.900 | 2.900 | 2.900 |
| Invert Level (m) | 2.300 | 2.198 2.198 | 2.163 |
| Length (m) | 17.976 | 5.896 | |

| Node Name | S8 | J4 |
|------------------|-------|-------|
| | | |
| A4 drawing | | |
| Hor Scale 500 | | |
| Ver Scale 100 | | |
| Datum (m) -3.000 | | |
| Link Name | 5.000 | |
| Section Type | 150mm | |
| Slope (1:X) | 36.8 | |
| Cover Level (m) | 2.900 | 2.900 |
| Invert Level (m) | 2.300 | 2.133 |
| Length (m) | 6.153 | |

| Node Name | S3 | SA1 |
|------------------|--------|-------|
| | | |
| A4 drawing | | |
| Hor Scale 500 | | |
| Ver Scale 100 | | |
| Datum (m) -3.000 | | |
| Link Name | 6.000 | |
| Section Type | 100mm | |
| Slope (1:X) | 62.9 | |
| Cover Level (m) | 2.900 | 2.850 |
| Invert Level (m) | 2.350 | 2.155 |
| Length (m) | 12.260 | |

| Node Name | S9 | SASA4 |
|------------------|--------|---------------------------|
| | | |
| A4 drawing | | |
| Hor Scale 500 | | |
| Ver Scale 100 | | |
| Datum (m) -3.000 | | |
| Link Name | 7.000 | 7.000 |
| Section Type | 150mm | 150mm |
| Slope (1:X) | 177.6 | 177.6 |
| Cover Level (m) | 3.300 | 3.300 3.300 |
| Invert Level (m) | 2.700 | 2.576 2.596 |
| Length (m) | 22.025 | 1.000 |

| Node Name | S10 | SA3 |
|------------------|--------|-------|
| | | |
| A4 drawing | | |
| Hor Scale 500 | | |
| Ver Scale 100 | | |
| Datum (m) -3.000 | | |
| Link Name | 8.000 | |
| Section Type | 150mm | |
| Slope (1:X) | 105.7 | |
| Cover Level (m) | 3.300 | 3.300 |
| Invert Level (m) | 2.700 | 2.576 |
| Length (m) | 13.103 | |