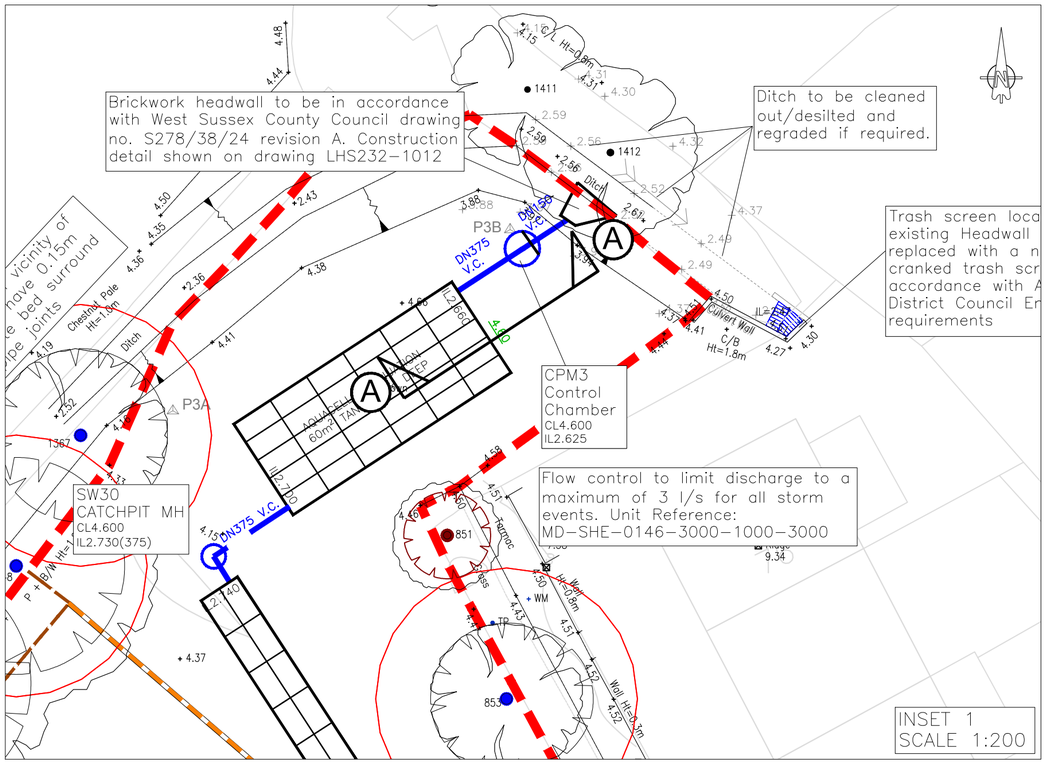

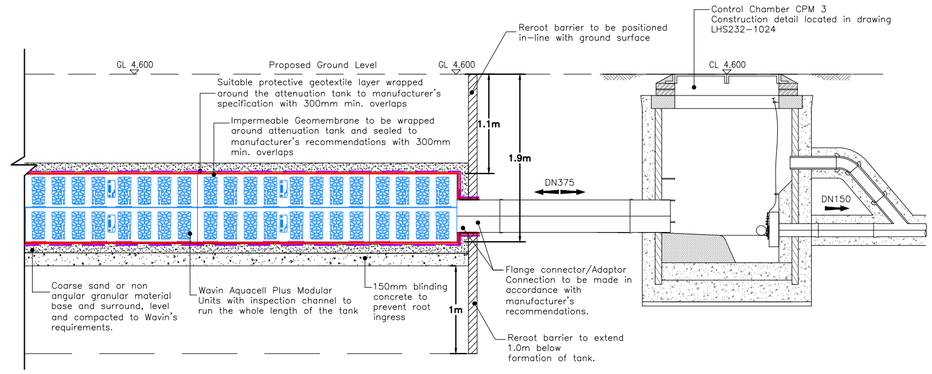

General Note:

1– For Vent and Tank installation details please follow manufacturer's specifications and recommendations, Indicative notes located in drawing LHS232–1022.

2– 300mm min. overlap to be provided when placing protective geotextiles and Impermeable Geomembranes.

3– Refer to drainage layouts for location and extent of Tree Root Barriers.

SECTION A–A
CPM3 AND ATTENUATION TANK
Scale 1:50

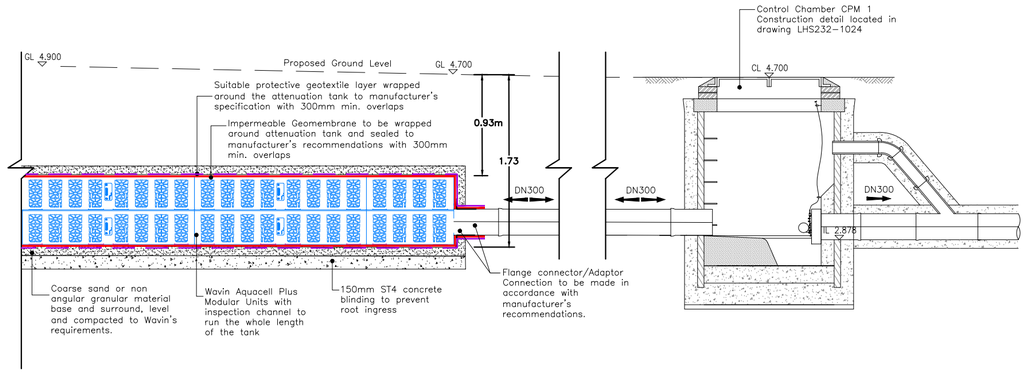

General Note:

1– For Vent and Tank installation details please follow manufacturer's specifications and recommendations, Indicative notes located in drawing LHS232–1022.

2– 300mm min. overlap to be provided when placing protective geotextiles and Impermeable Geomembranes.

SECTION B–B
CPM1 AND ATTENUATION TANK
Scale 1:50

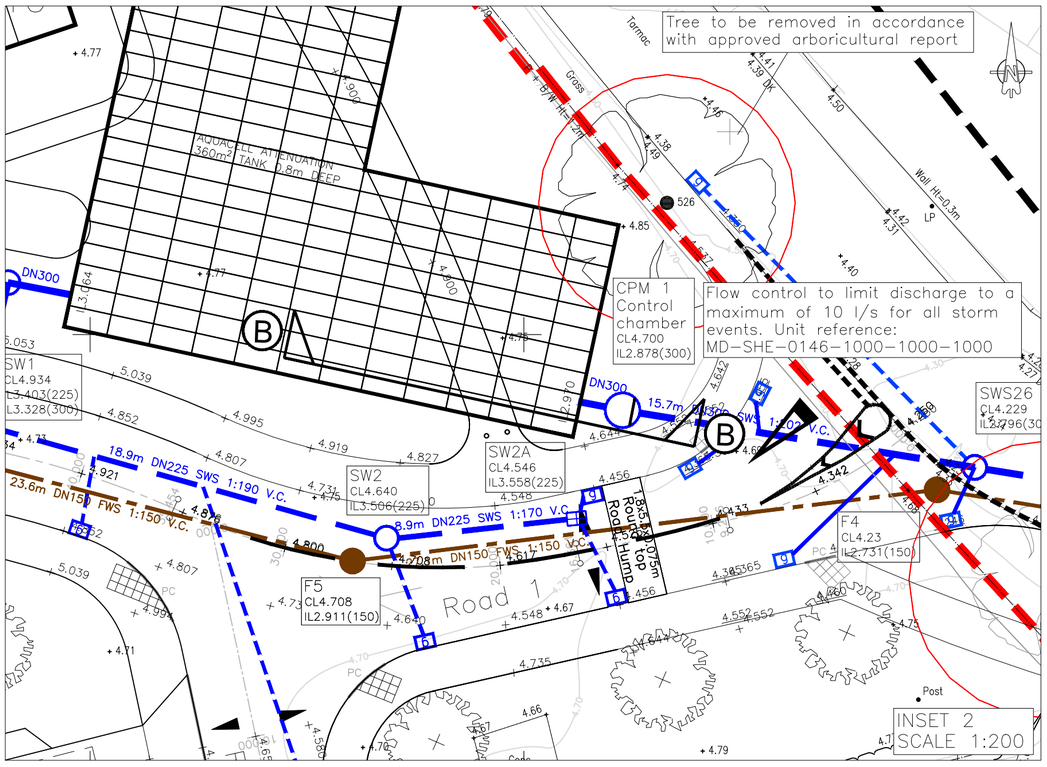

PRELIMINARY

REV. No.	DATE	DESCRIPTION	INITIALS

Client: Linden HOMES

Project: New Barn Lane, North Bersted

Title: Sections Through Control Chambers and Attenuation Tanks 99 Unit Scheme (Alternative Application)

MJA CONSULTING
CIVIL AND STRUCTURAL ENGINEERS
Monarch House, Barton Lane, Abingdon, Oxon, OX14 3NB
Tel: 01235 555173
Fax: 01235 523226

Scale	Date	Drawing No.	Rev
As shown @A2	Nov '18	LHS232–4025	—
Checked KTG	Drawn JRV		

© This drawing is the copyright of Michael A Jennings Associates Limited and may not be copied, altered or reproduced in any way without their permission.

ARUN DISTRICT COUNCIL BE/29/19/PL