





**Key:**

-  **Roof access hatch**  
Proprietary thermally broken roof hatch with upstand and 1100mm high protection rail, sized and oriented to suit access ladder
-  **Photovoltaic Panels**  
Area identified for PV panels to specialist design and specification.
-  **Roofing**  
Profiled roof sheeting system, with metal gutter system and parapet capping.  
Colour: **Pure Grey (RAL 900 55 00)**
-  **Rooflight**  
Clear polycarbonate sheeting to match roofing sheet profile.

- Roof Access Management**  
It is recommended that the roof is designated as a permit to work area, with access to be controlled and managed by the occupier for competent and trained personnel only. Additionally, associated task-specific risk assessments should consider the following procedures to be supported by the occupier's fire safety risk assessment:
- Means of inspecting roof without requiring personnel; e.g. use of drone.
  - Means of providing early warning of a fire within the office or warehouse compartments, utilising radio control or other similar methods.

P01	Initial Planning Issue	AMQ	AJL	25/10/24
rev	amendments	by	ckd	date

Oldlands Farm Phase 3, Newlands  
Road, Bognor Regis

Unit 1 Roof Layout

LOD 1	LOI 1
-------	-------

PANATTONI



Newark Beacon, Cafferata Way, Newark, Nottinghamshire NG24 2TN  
t. +44 (0)1636 653027 e. info@umcarchitects.com

RIBA PoW Stage:	2 - Concept Design
Document Suitability:	S1
Drawn / Checked:	AMQ / AJL
Date:	20/03/2024
Scale:	1: 125 A1
UMC Project Number:	23361
Document Reference:	Drawing no: Revision:
23361 - UMC - ZZZZ - SI - DR - A	1003 P01

2.5m SCALE 1:125