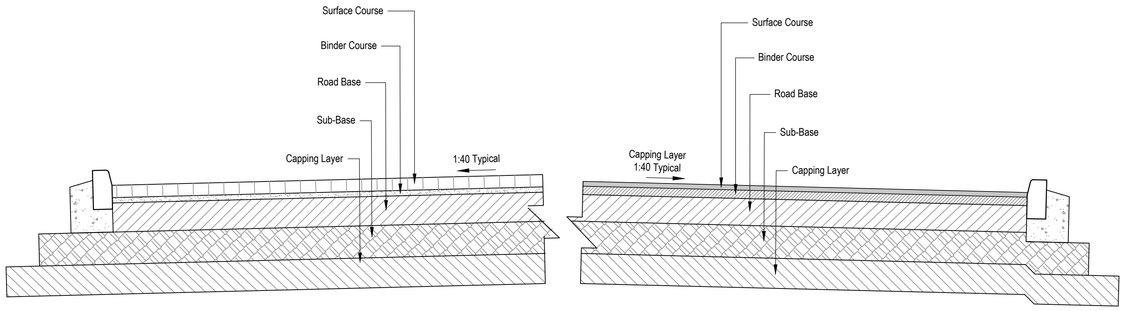

Type 1 Flexible Construction

(Scale 1:20)

ALTERNATIVE DESIGN:
WSCC will accept permanent foundation designs in accordance with the latest revision of Interim Advice Note 73/06

Carriageway - Flexible Construction Table Selector

All construction layer thickness to be fully specified by the designer prior to technical approval

	Local Distributor (See Note 14)	Collector (200-300) dwellings	Access Road <200 dwellings
Capping Layer (For Design CBRs ≤ 5% capping shall be class 6F1/6F2 (site won), or 6F4/ 6F5 (imported) material.			
Design CBR < 2%	Bespoke design required in accordance with IAN 73/06		
Design CBR 2-2.5%	600	600	600
Design CBR > 2.5-5%	350	350	350
Design CBR > 5% (Type 1 to Clause 803)	100	100	100
Requirements for determination of the Design CBR are located on our website: www.westsussex.gov.uk/roadagreements			
Sub-Base			
Type 1 (Clause 803)	150	150	150
Base			
Either: 32mm Dense Asphalt Concrete Base 40/60 PEN to cl.906	150	125	100
Or: Lean Mix Concrete	-	150	150
Binder			
20mm Dense Asphalt Concrete Binder 40/60 PEN to cl. 906 (Not required with block paviours)	60	60	60
Surface Course			
HRA 35/14 F Surf des course to cl.943 with 14/20mm pre-coated chippings. See specification (left)	50	-	-
10mm Close Graded Asphalt Concrete Surface Course 100/150 to cl.912. Designer to specify PSV and AAV	-	30	30
Blocks on 30mm sand Bed	-	80	80

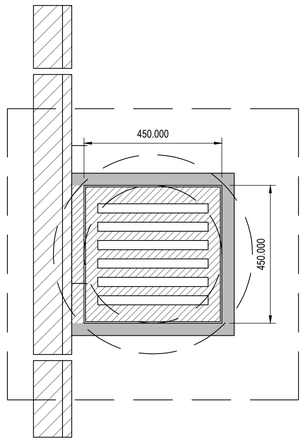

Gully A Type: Precast Concrete Plan

(Scale 1:10)

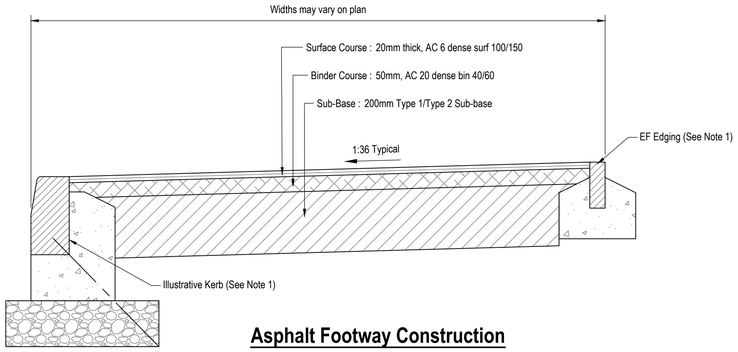

Asphalt Footway Construction (Adjacent Carriageway)

(Scale 1:10)

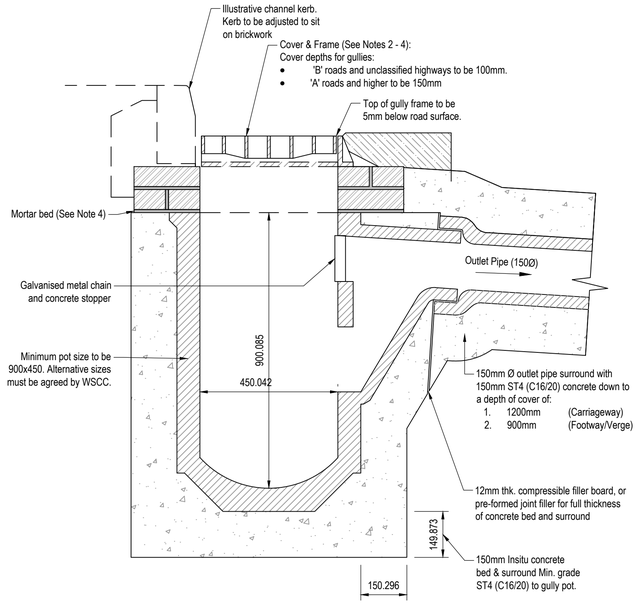

Gully A Type: Precast Concrete Section

(Scale 1:10)

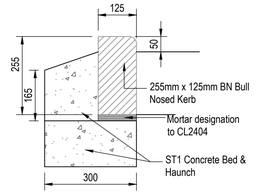

Detail 1 - Typical Kerb Detail

(Scale 1:10)

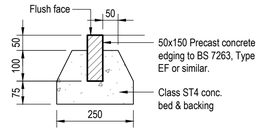

Detail 2 - Typical Edging Detail

(Scale 1:10)

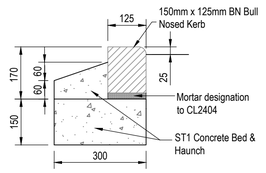

Detail 3 - Typical Dropped Kerb Detail

(Scale 1:10)

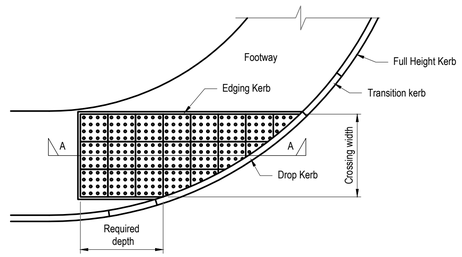

Pedestrian Crossing - Tactile Paving Layout at junction

(Scale:NTS)

General Notes

1. Where this drawing has been issued in electronic .dwg format, it has been done so in good faith. JNP Group do not take any responsibility for any inaccuracies in the electronic data, which should be checked against the paper (or .pdf) drawing issue. Any apparent discrepancies should be immediately reported to JNP Group. The electronic .dwg file should not be assumed to be to scale and should not be used for 'overlaying', setting out or checking of any third party information. All dimensions should be taken from the paper (or .pdf) version of the drawing. Electronic drawings may contain third party information. JNP Group take no responsibility for this information, which should be checked against the originators paper drawing(s).
2. All dimensions are millimetres (mm), and levels are in metres (m) unless noted otherwise and should be checked on site prior to construction/fabrication.
3. Do not scale from this drawing. Only figured dimensions are to be relied upon. Don't hesitate to get in touch with JNP Group if additional information is required.
4. Any discrepancies between drawings of different scales and between drawings and specifications, where appropriate, to be reported to JNP Group for decision.
5. Copyright reserved. This drawing may only be used for The Client and location specified in the title block. It may not be copied or disclosed to any third party without the prior written consent of JNP Group.
6. This drawing should only be used for construction if the drawing status is "Construction". JNP Group takes no responsibility for construction works undertaken to drawings that are not marked with this status.

Health & Safety Note

The details on this drawing have been prepared on the assumption that a competent contractor will be carrying out the works. If the contractor(s) considers that there is insufficient Health and Safety information on this drawing, this should immediately be brought to the attention of the designer.

HAZARD IDENTIFICATION BOX

This table is provided to assist the Principal Contractor to fulfil their obligations under the CDM Regulations 2015

Hazard Ref	Hazard Type (Construction/Maintenance/ Cleaning/Demolition/Adaptation)	Hazard Description	Mitigation Measures/ Residual Risk
1			

Rev	Date	Description	Drn / Chk'd / App'd
P02	22/07/2022	Updated Asphalt footway detail title.	ZS/CGC/CGC
P01	13/07/2022	Issued for Information.	SG/ZS/-

Suitability: S2 - Suitable for Information

Client Logo: REDROW HOMES

JNP GROUP CONSULTING ENGINEERS
Chesham ● Brighouse ● Bristol ● Glasgow ● Hartlepool ● Leamington Spa ● Sheffield
www.jnpgroup.co.uk

Client: Redrow Homes

Job: Ariundel Road - 7 Unit Site Angmering

Title: Road & External Work Construction Details (Sheet 1 of 2)

Classification: FI_60_20
Scale @ A1: As Shown

Project - Originator - Volume/System - Level/Location - Type - Discipline - Number: C86473 - JNP - 90 - XX - DR - C - 2808
Document/Drawing Number
Revision: P02

© Copyright JNP Group Ltd. 2020
JNP Group Internal Project Number: C86473